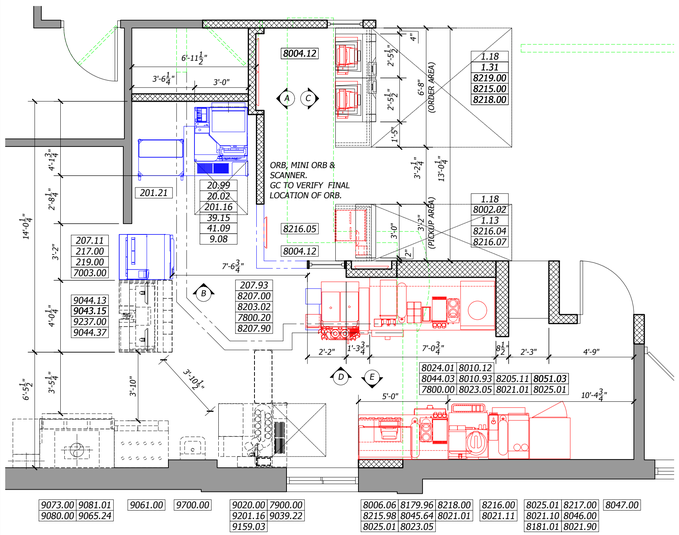

KITCHEN EQUIPMENT PLAN
1/4"=1'-0"

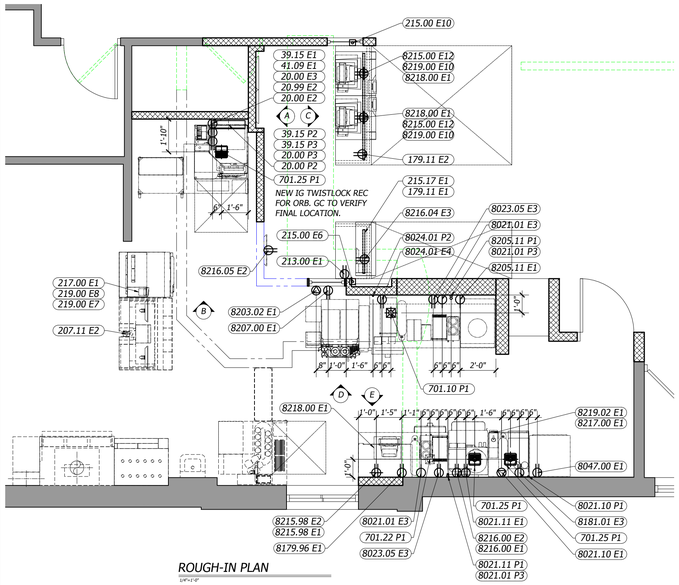

ROUGH-IN PLAN
1/4"=1'-0"

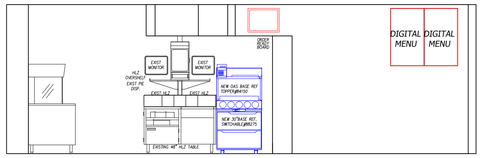

A CENTER ISLAND ELEVATION
1/4"=1'-0"

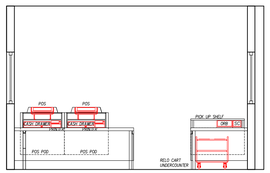

C FRONT COUNTER ELEVATION
1/4"=1'-0"

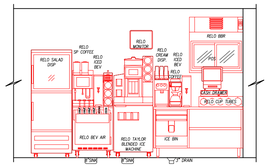

E DRIVE THRU ELEVATION
1/4"=1'-0"

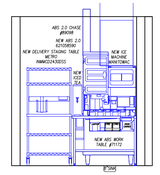

B CENTER ISLAND ELEVATION
1/4"=1'-0"

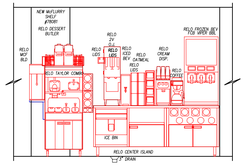

D DRIVE THRU ELEVATION
1/4"=1'-0"

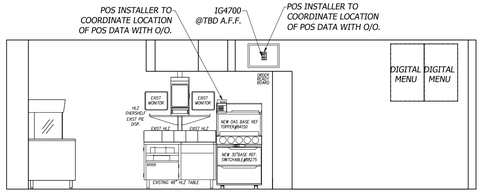

A CENTER ISLAND ROUGH-IN
1/4"=1'-0"

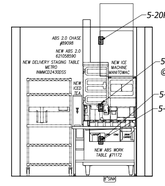

B CENTER ISLAND ROUGH-IN
1/4"=1'-0"

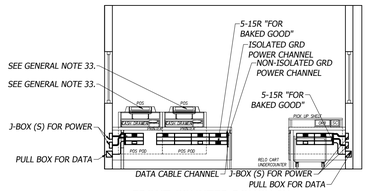

C FRONT COUNTER ROUGH-IN
1/4"=1'-0"

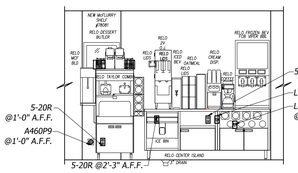

D DRIVE THRU ROUGH-IN
1/4"=1'-0"

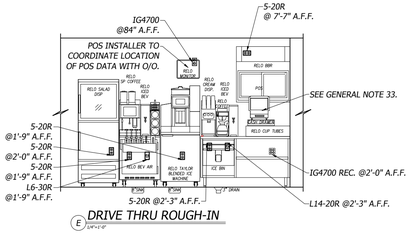

E DRIVE THRU ROUGH-IN
1/4"=1'-0"

GENERAL NOTES

1) USE EXISTING ROOF OPENINGS UNLESS OTHERWISE NOTED ON SCOPE OF WORK. IF NEW EXHAUST FAN ROOF OPENING IS REQUIRED, GC TO VERIFY PROPOSED ROOF OPENING LOCATION IS LOCATED A MIN. OF 10'-0" FROM HVAC AIR INTAKE. GC TO CUT NEW ROOF OPENING AND INSTALL NEW CURB AND FAN. H&K INSTALLER TO INSTALL NEW DUCT. GC TO WRAP DUCT OR CONSTRUCT ENCLOSURE IF REQUIRED BY LOCAL CODES. EC TO WIRE EXHAUST FAN TO ANSUL INTERLOCK SYSTEM.

2) KITCHEN INSTALLER TO MOUNT RACEWAY BELOW HOOD. EC TO MAKE FINAL CONNECTIONS FROM RACEWAY TO TERMINAL BLOCK INSIDE CHASE. IF GAS, KITCHEN INSTALLER TO WALL MOUNT GAS MANIFOLD BELOW HOOD. PC TO INSTALL QUICK DISCONNECT LINES AND MAKE FINAL CONNECTIONS TO IN-BOUND GAS LINE FROM CHASE AND TO INDIVIDUAL APPLIANCES.

3) ALL UTILITIES FOR APPLIANCES BELOW HOOD TO RUN OVERHEAD AND DOWN MECHANICAL CHASE. EC TO MAKE FINAL CONNECTIONS TO TERMINAL BLOCK INSIDE CHASE. IF GAS, PC TO MAKE FINAL CONNECTIONS AT GAS MANIFOLD.

4) IF CHASE IS RELOCATED, GC TO COORDINATE MODIFICATION OF ANSUL SYSTEM WITH ANSUL. RELOCATE OR PROVIDE NEW UTILITIES AS NEEDED.

5) GC TO VERIFY ALL EXISTING UTILITIES AND STRUCTURAL FLOOR LOADING CONDITIONS. REMOVE, CLOSE, SEAL, CAP AND/OR RELOCATE EXISTING LINES, DRAINS & UTILITIES. RUN DRAIN LINES TO EXISTING FLOOR DRAINS IF POSSIBLE, OR RELOCATE/INSTALL NEW FLOOR DRAINS, GAS LINES, AND SLEEVES AS NEEDED. THE GC SHALL COORDINATE ALL FINAL CONNECTIONS TO EQUIPMENT WHERE APPLICABLE.

6) GC TO REMOVE, CLOSE, SEAL, CAP, RELOCATE, OR INSTALL NEW LINES, DRAINS, RECEPTACLES, CORDS, UTILITIES, ROOF OPENINGS AS NEEDED FOR NEW AND RELOCATED EQUIPMENT. GC TO PATCH, SEAL AND/OR FINISH WALL, FLOOR, CEILING AND/OR ROOF AS NECESSARY TO MATCH EXISTING.

7) GC AND INSTALLER TO VERIFY LOCATION OF EXISTING EQUIPMENT TO REMAIN IN RELATION TO NEW AND RELOCATED EQUIPMENT.

8) REMOVE AND REPLACE DAMAGED QUARRY TILE FLOORING ADJACENT TO THE PROJECT AREA(S). MATCH EXISTING QUARRY TILE WHERE PATCHING DAMAGED TILE OR WHERE EXTENDING THE TILE FIELD IN NEW FLOOR AREAS.

9) IN THE EVENT REMOVAL OR RELOCATION OF EQUIPMENT RESULTS IN EXPOSING EXISTING KITCHEN FLOOR TILE THAT IS NOT ABRASIVE, GC SHALL REPLACE ALL EXISTING SMOOTH KITCHEN QUARRY TILE WITH ABRASIVE QUARRY TILE. SUCH REPLACEMENT TILE SHALL BE LOCATED, AT A MINIMUM, IN FRONT OF ALL GRILLS, FRYERS, BAGGING STATIONS, SINKS OR ANY LOCATION WHERE GREASE OR WATER CAN ACCUMULATE ON THE FLOOR CAUSING A SLIP AND FALL HAZARD. THE TILE SHALL EXTEND A MINIMUM OF ONE TILE COURSE UNDER THE EDGE OF THE FIXTURE OR EQUIPMENT AND EXTEND THE ENTIRE LENGTH OF THE FIXTURE OR EQUIPMENT.

10) INSTALLER TO INSTALL NEW AND RELOCATED EQUIPMENT, GC TO MAKE FINAL CONNECTIONS.

11) ALL INTERIOR FINISHES SHALL BE COORDINATED WITH DECOR & SEATING DRAWINGS BY OTHERS.

12) GC TO OBTAIN ALL PERMITS REQUIRED PER LOCAL CODE.

13) ALL WORK SHALL COMPLY WITH ALL APPLICABLE STATE AND LOCAL HEALTH, SAFETY AND CONSTRUCTION CODES. G.C., E.C., P.C. TO VERIFY THAT ALL KITCHEN EQUIPMENT, SAFETY AND INTERLOCK UTILITIES ARE FUNCTIONAL AND IN CONFORMANCE WITH ALL LOCAL CODES PRIOR TO COMPLETION OF REMODEL. G.C. TO COORDINATE ANY CORRECTIONS OF ANY DEFICIENCIES WITH McDONALD'S CONSTRUCTION, SUBCONTRACTORS, AND/OR OWNER/OPERATOR.

14) ALL ELECTRICAL MATERIAL USED ON THIS PROJECT SHALL BE "UL" LISTED AND LABELED.

15) ALL DIMENSIONS SHOWN ARE TAKEN FROM FACE OF WALL FINISH. THE GC/ALL TRADES SHALL MAKE NECESSARY DIMENSIONAL ALLOWANCES.

16) ALL J-BOXES, DCO'S, AND OTHER ELECTRICAL DEVICES SHOWN SHALL BE RECESSED MOUNTED INTO A WALL, FLOOR OR CEILING UNLESS SPECIFICALLY NOTED OTHERWISE.

17) ALL RECEPTACLES (EXCEPT SPECIFIED HUBBLE PIN AND SLEEVE) SHALL BE FURNISHED BY THE E.C. THE RECEPTACLES INCLUDING PIN AND SLEEVE TYPE SHALL BE INSTALLED BY THE EC.

18) EC SHALL PROVIDE AND INSTALL STAINLESS COVER PLATES ON ALL RECEPTACLES AND J-BOXES. ADDITIONALLY, EC SHALL PROVIDE AND INSTALL ORANGE NYLON COVER PLATES MARKED "COMPUTER ONLY" ON ALL ISOLATED GROUND/DEDICATED RECEPTACLES.

19) POWER AND CONTROL CORDS ARE FURNISHED WITH KITCHEN APPLIANCES. THE EC SHALL CONNECT CORD SETS TO APPLIANCES AS REQUIRED.

20) MOST KITCHEN REMODELS WILL REQUIRE SOME LEVEL OF CEILING REPAIR. THIS WILL BE THE RESPONIBILITY OF THE GC.

21) ALL HOLES IN FRONT COUNTER FOR POS CORDS AND CABLES SHALL BE LOCATED BY OWNER AND DRILLED BY GC.

22) EC SHALL PROVIDE A DUPLEX RECEPTACLE AND LOW VOLTAGE BROADBAND CONNECTION FOR THE INSTALLATION OF PLASMA TELEVISIONS. COORDINATE EXACT LOCATIONS WITH PM & DECOR COMPANY. FOR BROADBAND CONNECTION, EC SHALL PROVIDE A 4 X 4 BOX WITH A ¾" CONDUIT STUB-UP WITH A BUSHING INTO ACCESSIBLE CEILING SPACE.

23) WHERE PIPING IS LOCATED WITHIN WALL CAVITIES, ACCESS TO THE CLEANOUTS SHALL BE PROVIDED.

24) DIMENSIONS SHOWING THE LOCATION OF DRAINS AND FLOOR SINKS ARE CENTERLINE DIMENSIONS.

25) GAS PIPING SHALL NOT PENETRATE ANY FIRE-RATED CHASE, SHAFT, DUCTWORK OR PLENUM.

26) GC TO RE-BALANCE THE HVAC SYSTEM AFTER ANY EXHAUST HOOD HAS BEEN REPLACED OR RELOCATED.

27) ALL EQUIPMENT SHALL BE INSTALLED IN ACCORDANCE WITH ITS LISTING AND/OR THE MANUFACTURER'S INSTALLATION INSTRUCTIONS.

28) UPON COMPLETION OF INSTALLATION, THE GAS PIPING SYSTEM SHALL BE PURGED OF DELETERIOUS MATERIAL AND SHALL BE PRESSURE TESTED. IF THE MINIMUM PRESSURES ARE NOT MET, THIS SHALL BE IMMEDIATELY REPORTED TO THE MCDONALD'S CONSTRUCTION MANAGER.

29) FLEXIBLE DUCTWORK SHALL NOT PENETRATE WALLS. SHEET METAL DUCTWORK IS REQUIRED AT ALL FIRE-RATED AND DRAFT STOP WALL PENETRATIONS.

30) ALL GREASE EXHAUST DUCTWORK SEAMS AND JOINTS SHALL BE CONTINUOUSLY WELDED WATER-TIGHT ON THE EXTERNAL SURFACE OF THE DUCT SYSTEM. ALL WELDING SHALL BE PERFORMED BY A CERTIFIED WELDER.

31) IN THE EVENT OF ADDITIONAL FRYER CAPACITY, THE O/O MUST ENGAGE LICENSED MECHANICAL ENGINEER. THE M/E WILL BE REQUIRED TO ASSESS THE EXISTING EXHAUST HOOD FAN TO ENSURE IT IS CAPABLE OF HIGHER AIRFLOW AT A POTENTIALLY HIGHER STATIC PRESSURE. CONSTRUCTION DRAWINGS WILL BE REQUIRED OF THE M/E FOR PERMITTING. AFTER INSTALLATION, A CERTIFIED TEST AND BALANCE COMPANY WILL BE REQUIRED TO AIR BALANCE THE NEW AND ANY AFFECTED ROOF-TOP HVAC EQUIPMENT DEEMED AS PART OF THE SCOPE OF WORK BY THE M/E.

32) ALL ROOF-TOP CONDENSING UNITS THAT DISCHARGE HORIZONTALLY SHALL BE ORIENTED SUCH THAT THE DISCHARGE DOES NOT BLOW IN THE DIRECTION OF AN OUTDOOR AIR INTAKE.

33) POS INSTALLER TO COORDINATE RELOCATION OF POS SYSTEM WITH O/O AND MCDONALDS CONSTRUCTION. ALL CABLES FURNISHED AND INSTALLED BY POS SUPPLIER.

34) NEW POS(S) ARE SHOWN TO MEET NATIONAL BUILDING AND EQUIPMENT STANDARDS PER MCDONALD'S . FINAL LOCATION OF NEW POS(S) TO BE COORDINATED WITH O/O. POS INSTALLER TO COORDINATE LOCATION OF POS SYSTEM WITH O/O AND MCDONALDS CONSTRUCTION. ALL CABLES FURNISHED AND INSTALLED BY POS SUPPLIER.

35) PLUMBING FOR COMBI OVENS TO BE ROUTED TO FLOOR SINK DRAIN. GC TO VERIFY IF SINK HAS A GREASE INTERCEPT.

SYMBOL LEGEND

- DUPLEX OUTLET (SB OR TL)
- SINGLE OUTLET (SB OR TL)
- QUAD OUTLET (SB OR TL)
- SPECIAL OUTLET (SEE SCHEDULE)
- J-BOX
- DATA CABLE
- EXHAUST DUCT ABOVE HOOD
- EXHAUST DUCT ABOVE HOOD
- SLEEVE
- REFRIGERATION LINES
- WATER OR GAS LINE
- CLEAN OUT
- FLOOR SINK
- FLOOR DRAIN

- OPTIONAL EQUIPMENT
- NEW EQUIPMENT ON EQUIPMENT PLAN
- RELOCATED EQUIPMENT ON EQUIPMENT PLAN
- EXISTING EQUIPMENT
- EQUIPMENT ON ROUGH-IN PLAN
- EXISTING TRUSSES
- SERVICE AREA
- NEW MENU BOARD VALANCE
- EXISTING FULL WALL
- EXISTING LOW WALL
- NEW FULL WALL
- NEW LOW WALL

PROVIDE IF REQUIRED

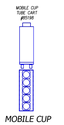

MOBILE CUP TUBE CART
45.47

AS-BUILT CONDITIONS WERE TRANSFERRED FROM 3RD PARTY SURVEY AND ACCURACY SHOULD BE CONFIRMED BY GC AND/OR MCDONALD'S ACM PRIOR TO INSTALL

REMOVED EQUIPMENT

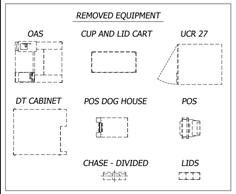

DRAWING FILE NAME: N03172-A RLO SAO 11-20-20

H & K DALLAS INC.
2201 SKYLINE DR.
MESQUITE, TEXAS 75149
(214) 818-3500

REVISION	DATE	BY
A-RLO: NEW FC CONFIGURATION, NEW ABS 2.0 POSITION, STAGING CART ADDED, NEW WALLS CONFIGURATION	20NOV20	NRO
- - -	-	-
- - -	-	-

DATE: 13NOV20
DRAWN: GC
CHECKED: AR
SCALE: SEE PLAN

TITLE: REMODEL DRAWING EQUIPMENT LAYOUT
1300 WEST 103RD STREET
KANSAS CITY, MO

THESE DRAWINGS SPECIFICATIONS ARE THE PROPERTY OF H&K AND SHALL NOT BE REPRODUCED OR COPIED WITHOUT H&K'S WRITTEN PERMISSION.

CUSTOMER: McDONALD'S CORPORATION
Oak Brook, Illinois

STORE NO: 03172
SHEET: 1 OF 2

SHEET NO:
K-1A

N-NEW, R-RELO, E-EXISTING, F-FUTURE, O-OPTIONAL — EQUIPMENT SCHEDULE

Count	ITEM #	OPT	ITEM DESCRIPTION	MFGR	UNIT ID	UL LIST	NSF LIST	FURN BY	REMARKS
1	1.13	N	MODULAR FRONT COUNTER OVERSHELF	DÉCOR	MCF-OS	-	2	GC	-
2	1.18	N	MODULAR FRONT COUNTER BASE	DÉCOR	MFC	-	2	GC	SIZE VARY PER MATRIX
2	1.31	N	MODULAR FRONT COUNTER ACCESSORY RISER	DÉCOR	MFC-AR				
1	9.08	N	UTILITY CHASE - CHASE F/ MANITOWOC CUBER ON ABS	H&K	SEE ELEV	-	2	KES	CONCEALS WATER AND CONDENNSING UNIT LINES
1	20.02	N	AUTOMATED BEVERAGE SYSTEM 2.0	IMI CORNELIUS	SEE ELEV	-	-	KES	INSTALLATION KIT INCLUDES S/S CHASE & DATA LINE
1	20.99	N	AUTOMATED BEVERAGE SYSTEM PRECOOLER	IMI CORNELIUS	560000270	-	-	KES	USED W/ CORNELIUS BACK ROOM BEVERAGE PACKAGE
1	39.15	N	ICE MACHINE - 1000 LB.	MANITOWOC	SEE ELEV	SA4027	12	KES	-
1	41.09	N	ICE MACHINE REMOTE CONDENSER - 1000 LB.	MANITOWOC	MANCVDT1200-263	SA4027	12	KES	-
1	45.47	N	MOBILE CUP CART	H&K	SEE ELEV	-	-	-	-
1	201.16	N	WORK TABLE F/ ABS & CONDIMENTS	H&K	H&K # 71172(X)	-	2	KES	PC TO INSTALL LINE FOR DRAIN
1	201.21								
1	207.11	N	30" BASE REFRIGERATOR NEW SWITCHABLE	H&K	SEE ELEV	-	-	KES	-
1	207.93	N	MCFLURRY SHELF	H&K	SEE ELEV	-	2	KES	MOUNTS TO COMBO MACHINE
1	217.00	N	PARK/SERVE/ROTATE BUMP BAR	BY OWNER	BY OWNER	-	-	OWNER	GC/POS INSTALLER TO COORDINATE RELOCATION W/ O/O
1	219.00	N	POS - RECEIPT PRINTER	POS	POS	OEM	-	OWNER	SHELF REQUIRED FOR FRONT COUNTER APPLICATIONS
1	7003.00	N	BASE REF. SHELF & DUAL POINT OAS @ C.I (WITH CUPS)	H&K	H&K #84150	-	-	KES	-
1	7800.00	R	RELOCATED OATMEAL	-	-	-	-	OWNER	-
1	7800.20	R	DESSERT BUTLER	-	-	-	-	OWNER	-
1	7900.00	E	EXISTING OATMEAL	-	-	-	-	OWNER	-
1	8002.02	R	RELOCATED UNDER COUNTER CART	-	-	-	-	OWNER	EQP. INSTLR. TO RELOCATE EQUIPMENT
3	8004.12	R	RELOCATED DIGITAL MENUBOARD	-	-	-	-	OWNER	EQP. INSTLR. TO RELOCATE EQUIPMENT, GC TO RELO UTILITIES AS NEEDED
1	8006.06	R	RELOCATED 4 PLACE CUP TUBE HOUSING FRONT COUNTER	-	-	-	-	OWNER	EQP. INSTLR. TO RELOCATE EQUIPMENT
1	8010.12	R	RELOCATED LID HOLDER 4" HIGH	-	-	-	-	OWNER	EQP. INSTLR. TO RELOCATE EQUIPMENT
1	8010.93	R	RELOCATED CUP LID HOLDER	-	-	-	-	OWNER	EQP. INSTLR. TO RELOCATE EQUIPMENT
2	8021.01	R	RELOCATED COFFEE BREWER	-	-	-	-	OWNER	EQP. INSTLR. TO RELOCATE EQUIPMENT, GC TO RELO UTILITIES AS NEEDED
1	8021.10	R	RELOCATED SPECIALTY COFFEE	-	-	-	-	OWNER	EQP. INSTLR. TO RELOCATE EQUIPMENT, GC TO RELO UTILITIES AS NEEDED
1	8021.11	R	RELOCATED BLENDED ICE MACHINE	-	-	-	-	OWNER	EQP. INSTLR. TO RELOCATE EQUIPMENT, GC TO RELO UTILITIES AS NEEDED
1	8021.90	R	RELOCATED BRACKET FOR BUMP BAR & PRINTER	-	-	-	-	OWNER	EQP. INSTLR. TO RELOCATE EQUIPMENT
2	8023.05	R	RELOCATED COFFEE CREAM DISPENSER	-	-	-	-	OWNER	EQP. INSTLR. TO RELOCATE EQUIPMENT, GC TO RELO UTILITIES AS NEEDED
1	8024.01	R	RELOCATED ORANGE JUICE DISPENSER, DUAL FLAVOR	-	-	-	-	OWNER	EQP. INSTLR. TO RELOCATE EQUIPMENT, GC TO RELO UTILITIES AS NEEDED
3	8025.01	R	RELOCATED ICED BEVERAGE DISPENSER	-	-	-	-	OWNER	EQP. INSTLR. TO RELOCATE EQUIPMENT
1	8044.03	R	RELOCATED 5' CENTER ISLAND, BEV HEIGHT	-	-	-	-	OWNER	EQP. INSTLR. TO RELOCATE EQUIPMENT, GC TO RELO UTILITIES AS NEEDED
1	8045.64	R	RELOCATED BEVERAGE CABINET - DRIVE-THRU	-	-	-	-	OWNER	EQP. INSTLR. TO RELOCATE EQUIPMENT, GC TO RELO UTILITIES AS NEEDED
1	8046.00	R	RELOCATED CUP DISPENSER VERTICAL F/ 3 TUBES	-	-	-	-	OWNER	EQP. INSTLR. TO RELOCATE EQUIPMENT
1	8047.00	R	RELOCATED SALAD CASE - FULL HEIGHT	-	-	-	-	OWNER	EQP. INSTLR. TO RELOCATE EQUIPMENT, GC TO RELO UTILITIES AS NEEDED
2	8051.03	R	RELOCATED CUP LID HOLDER-SINGLE WIDE, 8" HIGH	-	-	-	-	OWNER	EQP. INSTLR. TO RELOCATE EQUIPMENT
1	8179.96	R	RELOCATED REFRIGERATOR - 36" WALL HUNG OR STAND MOUNTED	-	-	-	-	OWNER	EQP. INSTLR. TO RELOCATE EQUIPMENT, GC TO RELO UTILITIES AS NEEDED
1	8181.01	R	RELOCATED SPECIALTY COFFEE REFRIGERATOR-27" WIDE	-	-	-	-	OWNER	EQP. INSTLR. TO RELOCATE EQUIPMENT, GC TO RELO UTILITIES AS NEEDED
1	8203.02	R	RELOCATED HEAT TREAT COMBINATION SHAKE/SUNDAE MACHINE	-	-	-	-	OWNER	EQP. INSTLR. TO RELOCATE EQUIPMENT, GC TO RELO UTILITIES AS NEEDED
1	8205.11	R	RELOCATED FROZEN CARBONATED BEVERAGE	-	-	-	-	OWNER	EQP. INSTLR. TO RELOCATE EQUIPMENT, GC TO RELO UTILITIES AS NEEDED
1	8207.00	R	RELOCATED BLENDER - COUNTERTOP - MCFLURRY	-	-	-	-	OWNER	EQP. INSTLR. TO RELOCATE EQUIPMENT, GC TO RELO UTILITIES AS NEEDED
1	8207.90	R	RELOCATED CUP TUBES FOR HEAT TREAT MACHINE	-	-	-	-	OWNER	EQP. INSTLR. TO RELOCATE EQUIPMENT
2	8215.00	R	RELOCATED POS PC HARDWARE - FRONT COUNTER	BY OWNER	POS	OEM	-	OWNER	GC/POS INSTALLER TO COORDINATE RELOCATION W/ O/O
1	8215.98	R	RELOCATED POS PC HARDWARE - D/T	POS INSTALLER	-	OEM	-	OWNER	GC/POS INSTALLER TO COORDINATE RELOCATION W/ O/O
1	8216.00	R	RELOCATED POS - VIDEO MONITOR	POS	POS	E106786	-	OWNER	GC/POS INSTALLER TO COORDINATE LOCATION W/ O/O
1	8216.04	R	RELOCATED ORB MONITOR (MINI)	BY OWNER	BY OWNER	-	-	OWNER	GC/POS INSTALLER TO COORDINATE RELOCATION W/ O/O
1	8216.05	R	RELOCATED ORB MONITOR	BY OWNER	BY OWNER	-	-	OWNER	GC/POS INSTALLER TO COORDINATE RELOCATION W/ O/O
1	8216.07	R	RELOCATED ORB SCANNER	OWNER	-	-	-	OWNER	EQP. INSTLR. TO RELOCATE EQUIPMENT
1	8217.00	R	RELOCATED PARK/SERVE/ROTATE BUMP BAR	BY OWNER	BY OWNER	-	-	OWNER	GC/POS INSTALLER TO COORDINATE RELOCATION W/ O/O
3	8218.00	R	RELOCATED POS - CASH DRAWER	BY OWNER	BY OWNER	OEM	-	OWNER	GC/POS INSTALLER TO COORDINATE RELOCATION W/ O/O
2	8219.00	R	RELOCATED POS - RECEIPT PRINTER	POS	POS	OEM	-	OWNER	GC/POS INSTALLER TO COORDINATE RELOCATION W/ O/O
1	9020.00	E	EXISTING AUTOMATED BEVERAGE SYSTEM	-	-	-	-	OWNER	-
1	9039.22	E	EXISTING ICE MACHINE - 1000 LB.	-	-	-	-	OWNER	-
2	9043.15	E	EXISTING HEATED LANDING ZONE	-	-	-	-	OWNER	-
1	9044.13	E	EXISTING CENTER ISLAND- 48" HLZ HEIGHT	-	-	-	-	OWNER	-
1	9044.37	E	EXISTING RUNNER CONDIMENT CENTER	-	-	-	-	OWNER	-
1	9061.00	E	EXISTING FRY BAGGING STATION	-	-	-	-	OWNER	-
1	9065.24	E	EXISTING 3-VAT FRYER - ELECTRIC - F/F/F	-	-	-	-	OWNER	-
1	9073.00	E	EXISTING UNIVERSAL EXHAUST HOOD (R.H.) ELECTRIC 3-VAT FRYER	-	-	-	-	OWNER	-
1	9080.00	E	EXISTING MECHANICAL CHASE, 9"x18" SGCL.	-	-	-	-	OWNER	-
1	9081.01	E	EXISTING PRODUCT LANDING SHELF - SOLID TOP	-	-	-	-	OWNER	-
1	9159.03	E	EXISTING CART	-	-	-	-	OWNER	-
1	9201.16	E	EXISTING WORK TABLE F/ ABS & CONDIMENTS	-	-	-	-	OWNER	-
1	9237.00	E	EXISTING PIE DISPLAY	-	-	-	-	OWNER	-
1	9700.00	E	EXISTING HAND SINK	-	-	-	-	OWNER	-

ELECTRICAL SCHEDULE

Count	ITEM #	ITEM DESCRIPTION	VOLT PHASE	FLA DRAW	HP	RECEP TYPE	BRKR SIZE	COND WS	PNL CKT	HGT AFF	REQUIREMENTS
1	8219.02 E1	RELOCATED POS - RECEIPT PRINTER	VERIFY	VERIFY DRAW	VERIFY	VERIFY	VERIFY BREAKER	VERIFY	-	TBD	POS INSTALLER TO INSTALL AS REQUIRED
2	8219.00 E10	RELOCATED POS - RECEIPT PRINTER	VERIFY	VERIFY DRAW	VERIFY	VERIFY	VERIFY BREAKER	VERIFY	DETERMINE IN FIELD	SEE RMKS	PROVIDE IG RECEP. IN COUNTER- MOUNTED RACEWAY
3	8218.00 E1	RELOCATED POS - CASH DRAWER	VERIFY	VERIFY DRAW	VERIFY	VERIFY	VERIFY BREAKER	VERIFY	DETERMINE IN FIELD	SEE RMKS	POWER FROM SAME ELECT. PNL. AND SAME PHASE AS OTHER POS
1	8217.00 E1	RELOCATED PARK/ROTATE/SERVE BUMP BAR	VERIFY	VERIFY DRAW	VERIFY	VERIFY	VERIFY BREAKER	VERIFY	EXISTING/RELOCATED	SEE RMKS	POS TO COORD W/ MCD O/O, RELOCATE EXIST. AS REQUIRED.
1	8216.05 E2	RELOCATED ORB MONITOR	VERIFY	VERIFY DRAW	VERIFY	VERIFY	VERIFY BREAKER	VERIFY	DETERMINE IN FIELD	SEE ELEV	BRING POWER DOWN WALL, CABLE FURNISHED AND INSTALLER BY POS SUPPLIER
1	8216.04 E3	RELOCATED ORB MONITOR (MINI)	VERIFY	VERIFY DRAW	VERIFY	VERIFY	VERIFY BREAKER	VERIFY	DETERMINE IN FIELD	SEE RMKS	PROVIDE IG RECEP. IN COUNTER- MOUNTED RACEWAY
1	8216.00 E2	RELOCATED POS - VIDEO MONITOR	VERIFY	VERIFY DRAW	VERIFY	VERIFY	VERIFY BREAKER	VERIFY	DETERMINE IN FIELD		CABLE FURNISHED/INSTALLED BY POS INSTALLER
1	8216.00 E1	RELOCATED POS - VIDEO MONITOR	VERIFY	VERIFY DRAW	VERIFY	VERIFY	VERIFY BREAKER	VERIFY	DETERMINE IN FIELD	SEE ELEV	EC TO PROVIDE/INSTALL RECEPTACLE, POS INSTALLER TO CONNECT POS
1	8215.98 E2	RELOCATED POS PC HARDWARE - 2 BOOTH D/T	VERIFY	VERIFY DRAW	VERIFY	VERIFY	VERIFY BREAKER	VERIFY	DETERMINE IN FIELD	SEE RMKS	CABLE FURNISHED/INSTALLED/RELOCATED BY POS INSTALLER
1	8215.98 E1	RELOCATED POS PC HARDWARE - 2 BOOTH D/T	VERIFY	VERIFY DRAW	VERIFY	VERIFY	VERIFY BREAKER	VERIFY	DETERMINE IN FIELD	SEE RMKS	EC TO RELO ELEC AS REQ. COORDINATE LOCATION W/ O/O, POS INSTALLER TO CONNECT
2	8215.00 E12	RELOCATED POS REGISTER - FRONT CONTER	VERIFY	VERIFY DRAW	VERIFY	VERIFY	VERIFY BREAKER	VERIFY	DETERMINE IN FIELD	SEE RMKS	PROVIDE IG RECEP. IN COUNTER- MOUNTED RACEWAY
1	8207.00 E1	RELOCATED BLENDER - MCFLURRY - COUNTERTOP	VERIFY	VERIFY DRAW	VERIFY	VERIFY	VERIFY BREAKER	VERIFY	DETERMINE IN FIELD	SEE RMKS	OUTLET FOR FOOT PEDAL - BLENDER PLUGS INTO FOOT PEDAL PLUG
1	8205.11 E1	FROZEN CARBONATED BEVERAGE	VERIFY	VERIFY DRAW	VERIFY	VERIFY	VERIFY BREAKER	VERIFY	DETERMINE IN FIELD	SEE RMKS	EC TO BRING POWER DOWN WALL, PROVIDE/INSTALL RECEPTACLE
1	8203.02 E1	RELOCATED HEAT TREAT COMBINATION SHAKE/SUNDAE MACHINE	VERIFY	VERIFY DRAW	VERIFY	VERIFY	VERIFY BREAKER	VERIFY	DETERMINE IN FIELD	SEE RMKS	EC TO BRING POWER DOWN WALL, PROVIDE/INSTALL RECEPTACLE
1	8181.01 E3	RELOCATED REFRIGERATOR- SPECIALTY COFFEE - 27" WIDE	VERIFY	VERIFY DRAW	VERIFY	VERIFY	VERIFY BREAKER	VERIFY	DETERMINE IN FIELD	SEE RMKS	EC TO BRING POWER DOWN WALL, PROVIDE/INSTALL RECEPTACLE
1	8179.96 E1	RELOCATED REFRIGERATOR - WALL HUNG	VERIFY	VERIFY DRAW	VERIFY	VERIFY	VERIFY BREAKER	VERIFY	DETERMINE IN FIELD	SEE RMKS	EC TO EXTEND CIRCUIT TO J-BOX IN CLG, INSTALL RECEPT 6" BELOW CLG F/ WALL REFRIG.
1	8047.00 E1	RELOCATED REFRIGERATOR - FULL HEIGHT	VERIFY	VERIFY DRAW	VERIFY	VERIFY	VERIFY BREAKER	VERIFY	DETERMINE IN FIELD	SEE ELEV	EC TO RELOCATE OR INSTALL NEW RECEPTACLE AS NEEDED
1	8024.01 E4	RELOCATED ORANGE JUICE DISPENSER, DUAL FLAVOR	VERIFY	VERIFY DRAW	VERIFY	VERIFY	VERIFY BREAKER	VERIFY	DETERMINE IN FIELD	SEE ELEV	EC TO BRING POWER DOWN WALL, PROVIDE/INSTALL RECEPTACLE
2	8023.05 E3	RELOCATED CREAM DISPENSER	VERIFY	VERIFY DRAW	VERIFY	VERIFY	VERIFY BREAKER	VERIFY	DETERMINE IN FIELD	SEE ELEV	EC TO BRING POWER DOWN WALL, PROVIDE/INSTALL RECEPTACLE
1	8021.11 E1	RELOCATED SMOOTHIE MACHINE	VERIFY	VERIFY DRAW	VERIFY	VERIFY	20A SEE RMKS	VERIFY	DETERMINE IN FIELD	SEE RMKS	EC TO BRING POWER DOWN WALL, PROVIDE/INSTALL RECEPTACLE
1	8021.10 E1	RELOCATED SPECIALTY COFFEE	VERIFY	VERIFY DRAW	VERIFY	VERIFY	30A SEE RMKS	VERIFY	DETERMINE IN FIELD	SEE RMKS	EC TO BRING POWER DOWN WALL, PROVIDE/INSTALL RECEPTACLE
2	8021.01 E3	RELOCATED COFFEE BREWER	VERIFY	VERIFY DRAW	VERIFY	VERIFY	20A SEE RMKS	VERIFY	DETERMINE IN FIELD	SEE RMKS	EC TO BRING POWER DOWN WALL, PROVIDE/INSTALL RECEPTACLE
1	41.09 E1	ICE MACHINE REMOTE CONDENSER - 1000 LB.	208/3	10.8		SEE RMKS	15A SEE RMKS	1/2"C-3#12	DETERMINE IN FIELD	SEE RMKS	EC TO PROVIDE WP 30A-3P NF DISC AT UNIT ON ROOF - CIRCUIT BREAKERS SHALL BE HACR TYPE
1	39.15 E1	ICE MACHINE - 1000 LB.	120/1	1.1	1 1/2	5-15R	15A	1/2"C-2#12	DETERMINE IN FIELD	7'-7"	CIRCUIT BREAKERS SHALL BE HACR TYPE
1	219.00 E8	POS - RECEIPT PRINTER	DATA CABLE	-	-	-	-	-	-	SEE RMKS	CABLE FURNISHED AND INSTALLED BY POS SYSTEM SUPPLIER
1	219.00 E7	POS - RECEIPT PRINTER	120/1 ISOLATED	0.7	-	IG4710	20A	1/2"C-2#12IG	DETERMINE IN FIELD	SEE RMKS	PLUGS INTO CHASE OR SURFACE MOUNT RECEPTACLE IG4710
1	217.00 E1	PARK/ROTATE/SERVE BUMP BAR	DATA CABLE	-	-	-	-	-	EXISTING/RELOCATED	SEE RMKS	POS TO COORD W/ MCD O/O, RELOCATE EXIST. AS REQUIRED.
1	215.17 E1	DELIVERY TABLET	120/1 ISOLATED	1.5	-	IGS262	20A	1/2"C-2#12IG	-	SEE RMKS	GC TO PROVIDE IG RECEP. IN COUNTER MOUNTED RACEWAY
1	215.00 E6	POS REGISTER - FRONT COUNTER	DATA CABLE	-	-	4x4x4 PB	-	-	DETERMINE IN FIELD	1'-2"	EXTEND 2 1/2" CONDUIT UNDER SLAB
1	215.00 E10	POS REGISTER - FRONT COUNTER	DATA CABLE	-	-	4x4x4 PB	-	-	DETERMINE IN FIELD	1'-2"	EXTEND 2 1/2" CONDUIT TO 215.11 FOR POS DATA CABLES
1	213.00 E1	TABLE LOCATOR SYSTEM	120/1 ISOLATED	1.5	-	-	20A	1/2"C-2#12IG	CP:4	SEE RMKS	POWER FROM SAME RECEP. AS DELIVERY TABLE IN COUNTER-MOUNTED RACEWAY
1	207.11 E2	BASE REFRIGERATOR	120/1	3.2	-	5-20R	20A	1/2"C-2#12	DETERMINE IN FIELD	SEE RMKS	EC TO BRING POWER DOWN CHASE AND CONNECT TO CHASE MOUNTED RECEPTACLE
1	20.99 E2	ABS PRECOOLER	120/1	14.9	-	5-20R	20A	1/2"C-2#12	DETERMINE IN FIELD	3'-10"	EC TO BRING POWER DOWN WALL, PROVIDE/INSTALL RECEPTACLE
1	20.00 E3	AUTOMATED BEVERAGE SYSTEM	DATA CABLE	-	-	-	-	-	-	SEE RMKS	CABLE FURNISHED/INSTALLED BY POS INSTALLER
1	20.00 E2	AUTOMATED BEVERAGE SYSTEM	120/1	5.0	-	5-20R	20A	1/2"C-2#12	DETERMINE IN FIELD	2'-0"	EC TO BRING POWER DOWN WALL, PROVIDE/INSTALL RECEPTACLE
1	179.11 E2	COUNTER TOP DISPLAY CASE - 22" WIDE	120/1	2.5	0	5-20R	20A	1/2"C-2#12	DETERMINE IN FIELD	SEE RMKS	PROVIDE IG RECEP. IN COUNTER- MOUNTED RACEWAY
1	179.11 E1	COUNTER TOP DISPLAY CASE - 22" WIDE	120/1	2.5	0	5-20R	20A	1/2"C-2#12	DETERMINE IN FIELD	1'-6"	EC TO BRING POWER DOWN WALL, PROVIDE/INSTALL RECEPTACLE

PLUMBING SCHEDULE

Count	ITEM #	ITEM DESCRIPTION	GAS TYPE	GAS BTU	GAS SIZE	HOT WATER	COLD WATER	MISC PLBG	HGT AFF	DRAIN	REQUIREMENTS
1	20.00 P2	AUTOMATED BEVERAGE SYSTEM	-	-	-	-	-	6" PVC CONDUIT	SEE RMKS	-	GC TO INSTALL, ABOVE CEILING FROM SODA SYSTEM - TERMINATE AT CHASE
1	20.00 P3	AUTOMATED BEVERAGE SYSTEM	-	-	-	-	-	6" DRINK COND.	SEE RMKS	-	BSI INSTALL DN CHASE FROM SODA SYSTEM, MAKE FINAL CONNECTIONS, PER LOCAL CODES
1	39.15 P2	ICE MACHINE - 1000 LB.	-	-	-	-	-	1/2" TRTD	SEE RMKS	3/4" IND	WATER LINE OVERHEAD FROM SODA SYSTEM - BSI TO MAKE FINAL CONNECTIONS PER LOCAL CODES
1	39.15 P3	ICE MACHINE - 1000 LB.	-	-	-	-	-	REFRIG LINES	-	-	PRE-CHARGED REFRIGERATION LINES OVERHEAD FROM REMOTE CONDENSING UNIT
1	701.10 P1	3" FLOOR DRAIN WITH FUNNEL	-	-	-	-	-	2" VENT	-	3" DRAIN	PC TO INSTALL NEW DRAIN OR RELOCATE EXISTING AS NEEDED.
1	701.22 P1	4" FLOOR DRAIN	-	-	-	-	-	2" VENT	-	4" DRAIN	PC TO INSTALL NEW DRAIN OR RELOCATE EXISTING AS NEEDED.
3	701.25 P1	8" X 8" FLOOR SINK WITH 1 1/2" DRAIN	-	-	-	-	-	2" VENT	-	1 1/2" DRAIN	PC TO INSTALL NEW DRAIN OR RELOCATE EXISTING AS NEEDED.
2	8021.01 P3	RELOCATED COFFEE BREWER	-	-	-	-	-	1/4" FILTERED	SEE RMKS	-	DN WALL FROM REVERSE OSMOSIS SYSTEM. BEV INSTALLER TO CONN CW LINE, PER LOCAL CODES
1	8021.10 P1	RELOCATED SPECIALTY COFFEE	-	-	-	-	-	1/2" FILTERED	SEE RMKS	-	DN WALL FROM REVERSE OSMOSIS SYSTEM. BEV INSTALLER TO CONN CW LINE, PER LOCAL CODES
1	8021.11 P1	RELOCATED SMOOTHIE MACHINE	-	-	-	-	-	1/2" FILTERED	SEE RMKS	-	DN WALL FROM SODA SYSTEM. BEV INSTALLER TO CONN CW LINE, PER LOCAL CODES
1	8024.01 P2	RELOCATED JUICE DISPENSER, DUAL FLAVOR	-	-	-	-	-	1/2" TREATED	SEE RMKS	-	DN WALL FROM REVERSE OSMOSIS SYSTEM. BEV INSTALLER TO CONN CW LINE, PER LOCAL CODES
1	8205.11 P1	RELOCATED FROZEN CARBONATED BEVERAGE	-	-	-	-	-	-	-	-	PC TO RELOCATE UTILITIES AS NEEDED

DRAWING FILE NAME: N03172-A RLO SAO 11-20-20

H & K DALLAS INC.
2201 SKYLINE DR.
MESQUITE, TEXAS 75149
(214) 818 3500

REVISION	DATE	BY
A-RLO: NEW FC CONFIGURATION, NEW ABS 2.0 POSITION, STAGING CART ADDED, NEW WALLS CONFIGURATION	20NOV20	NRO
-	-	-
-	-	-

DATE: 13NOV20
DRAWN: GC
CHECKED: AR
SCALE: SEE PLAN

CUSTOMER: McDONALD'S CORPORATION
Oak Brook, Illinois

TITLE: REMODEL DRAWING SCHEDULES
1300 WEST 103RD STREET
KANSAS CITY, MO

STORE NO: 03172
SHEET: 2 OF 2

THESE DRAWINGS SPECIFICATIONS ARE THE PROPERTY OF H&K AND SHALL NOT BE REPRODUCED OR COPIED WITHOUT H&K's WRITTEN PERMISSION.

SHEET NO: K-2A

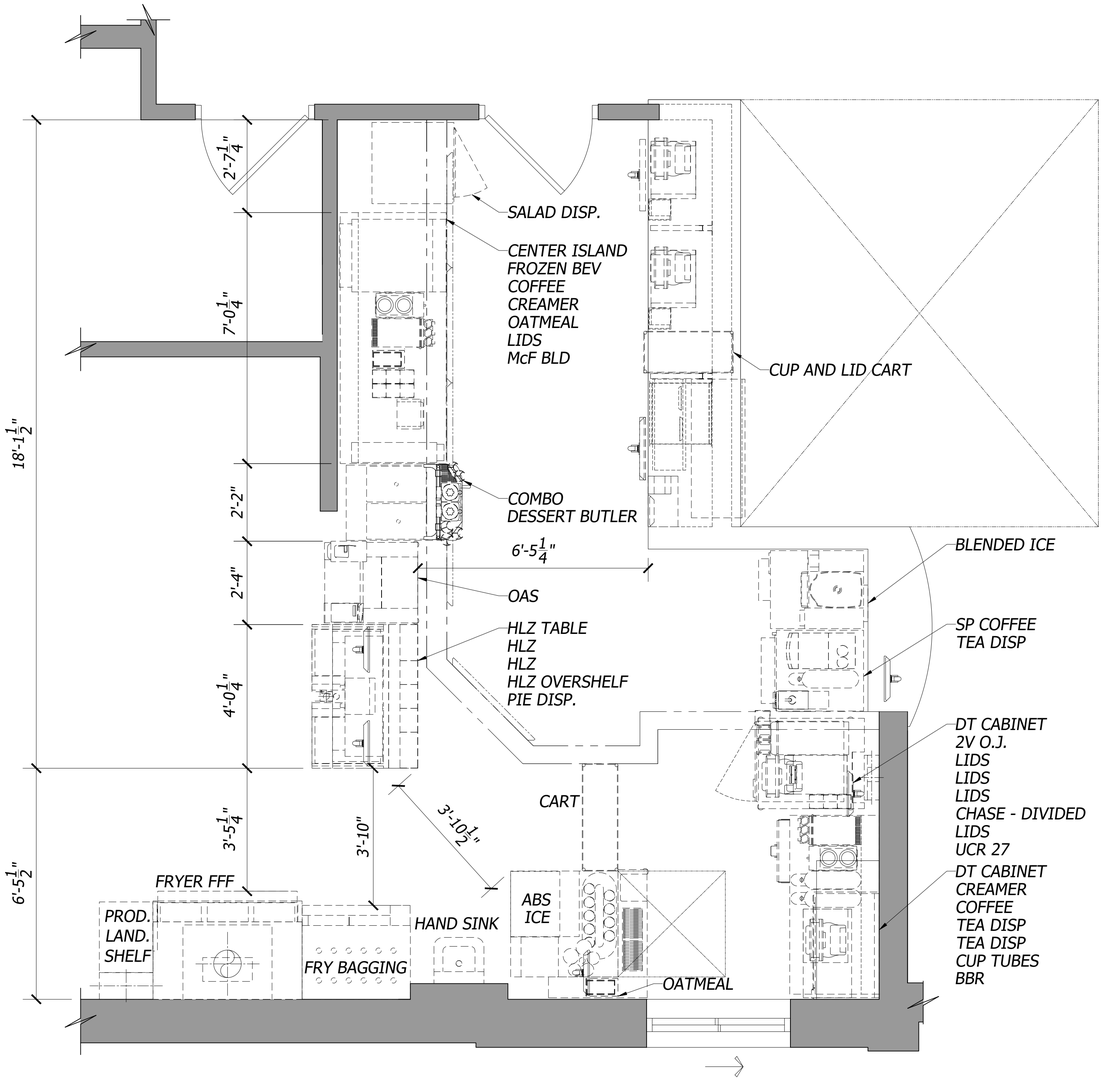

AS-BUILT PLAN

1/2"=1'-0"

LEGEND

- EXISTING EQUIPMENT
- EXISTING TRUSSES
- SERVICE AREA
- OVERHEAD
- EXISTING FULL WALL
- EXISTING LOW WALL

DRAWING FILE NAME: 03172AB SAO 11-13-20

H & K DALLAS INC.
2200 SKYLINE DR.
MESQUITE, TEXAS 75149
(214) 818-3500

REVISION	DATE	BY
- -		-
- -		-
- -		-

DATE: 13NOV20
DRAWN: GC — DATE: -
CHECKED: - — DATE: -
SCALE: SEE PLAN — DATE: -

CUSTOMER: McDONALD'S CORPORATION
Oak Brook, Illinois

TITLE: REMODEL DRAWING
AS-BUILT LAYOUT
1300 WEST 103RD STREET
KANSAS CITY, MO

THESE DRAWINGS SPECIFICATIONS ARE THE PROPERTY OF H&K AND SHALL NOT BE REPRODUCED OR COPIED WITHOUT H&K'S WRITTEN PERMISSION.

STORE NO: 03172
SHEET: 1 OF 1

SHEET NO:
AB-1

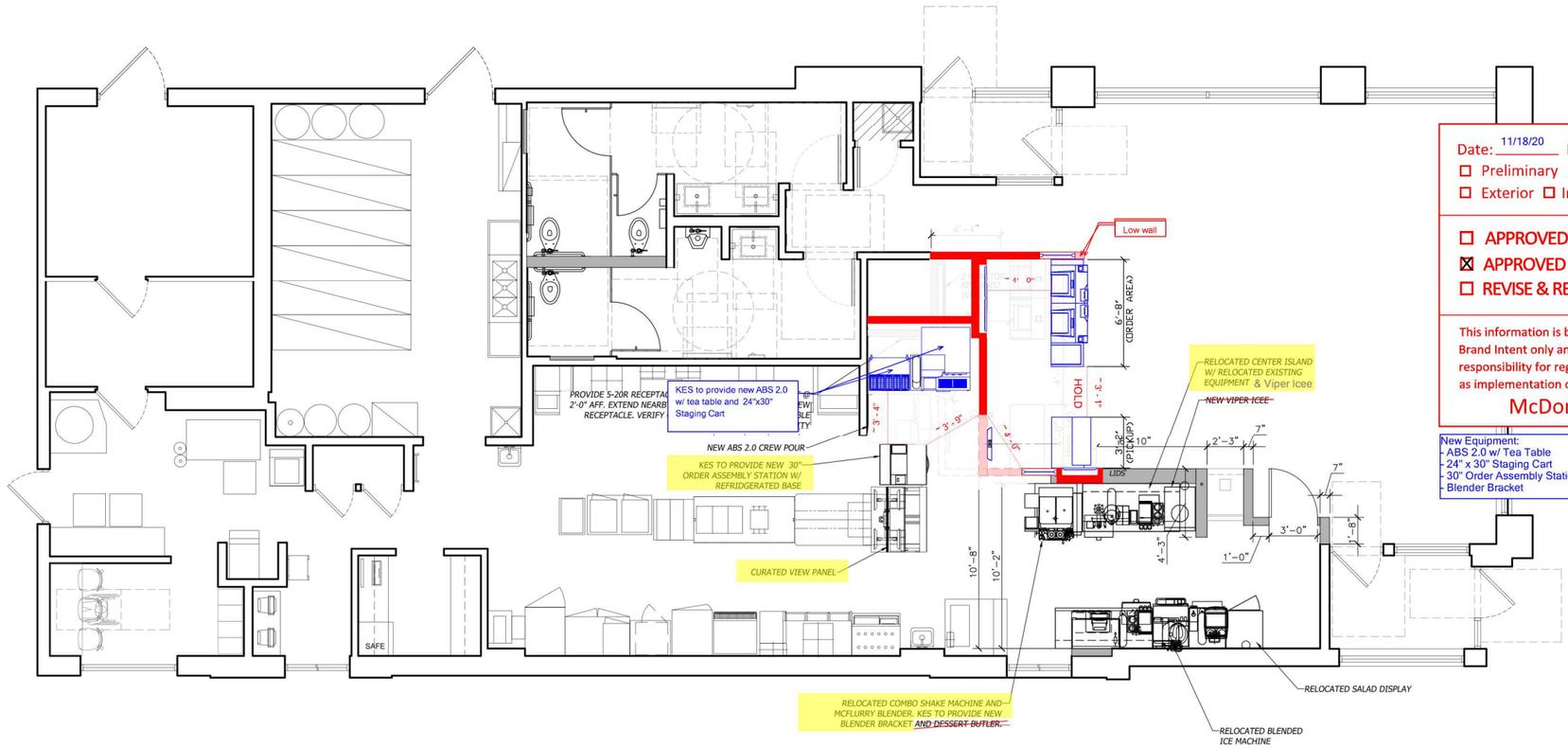

Date: 11/18/20 By: TS

☐ Preliminary ☒ Final

☐ Exterior ☐ Interior ☐ Site ☒ SAO

☐ APPROVED

☒ APPROVED WITH CHANGES AS NOTED

☐ REVISE & RESUBMIT

This information is being reviewed for McDonald's Brand Intent only and does not relieve the designer of responsibility for regulatory/code compliance as well as implementation of applicable McDonald's guidelines

McDonald's USA, LLC

New Equipment:
- ABS 2.0 w/ Tea Table
- 24" x 30" Staging Cart
- 30" Order Assembly Station w/ Fridge
- Blender Bracket

1 A1.0 FLOOR PLAN
SCALE: 1/4" = 1'-0"

NORTH

PREPARED BY:
EBI Engineering P.C.
21 B Street | Burlington, MA 01803
Tel: (781) 273-2500 | www.ebiconsulting.com

DRAWINGS AND SPECIFICATIONS ARE THE PROPERTY AND COPYRIGHT OF EBI ENGINEERING, P.C. THEY ARE CLIENT FOR THE EXCLUSIVE USE FOR THE PROJECT FOR WHICH THEY WERE PREPARED AND NOT FOR THE CONSTRUCTION OF ANY OTHER PROJECT. ANY DISTRIBUTION OR USE WITHOUT THE EXPRESS WRITTEN CONSENT OF EBI ENGINEERING, P.C. IS STRICTLY PROHIBITED.

FIRM C OF A NO.: N/A

SIGNED BY:

DATE:

NAME: JOSHUA W. CARRELL
LICENSE NO: A-2018040323

PREPARED FOR: McDonald's USA, LLC

© 2016 McDonald's USA, LLC

THESE DRAWINGS AND SPECIFICATIONS ARE THE CONFIDENTIAL AND PROPRIETARY PROPERTY OF McDONALD'S USA, LLC AND SHALL NOT BE COPIED OR REPRODUCED WITHOUT WRITTEN AUTHORIZATION. THE CONTRACT DOCUMENTS WERE PREPARED FOR USE ON THIS SPECIFIC SITE IN CONJUNCTION WITH THIS ISSUE DATE AND ARE NOT SUITABLE FOR USE ON A DIFFERENT SITE OR AT A LATER TIME. USE OF THESE DRAWINGS FOR REFERENCE OF DAMPLE ON ANOTHER PROJECT REQUIRES THE SERVICES OF PROPERLY LICENSED ARCHITECTS AND ENGINEERS. REPRODUCTION OF THE CONTRACT DOCUMENTS FOR REUSE ON ANOTHER PROJECT IS NOT AUTHORIZED.

CONSULTANT:

SUBMITTAL

NO.	DESCRIPTION	DATE	BY

DRAWN BY: JEC
REVIEWED BY: PKG
PDR ISSUE DATE: 2019
DATE ISSUED: 06/04/2020
SITE ID NO.: 3172

PROJECT TITLE: MCDONALD'S RESTAURANT KC-103 ST: 2020 MOD C
SHEET TITLE: FLOOR PLAN
SITE ADDRESS: 1300 WEST 103RD STREET KANSAS CITY MO 64114

PROJECT NO. 4118000362

SHEET NO. A1.0