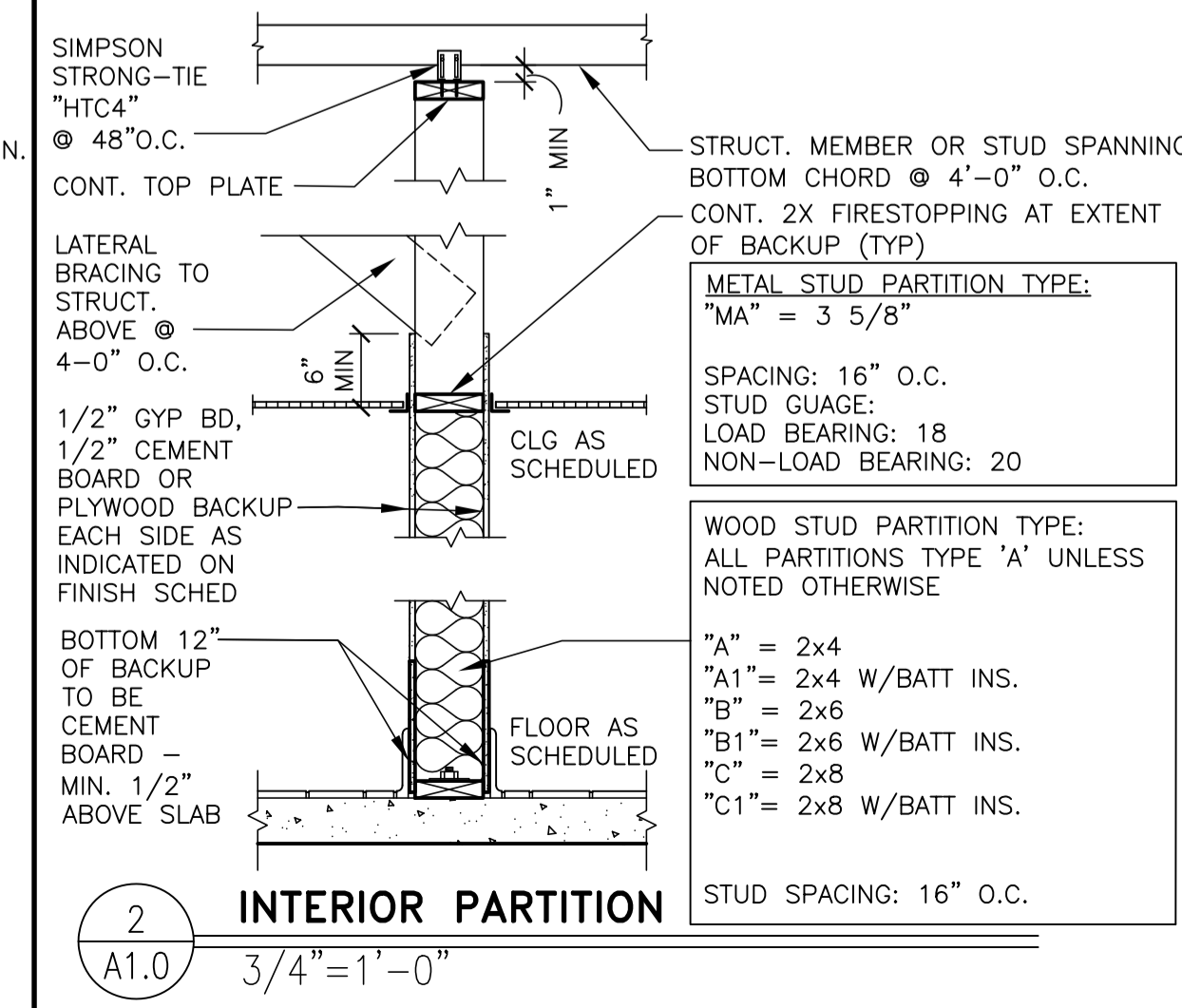
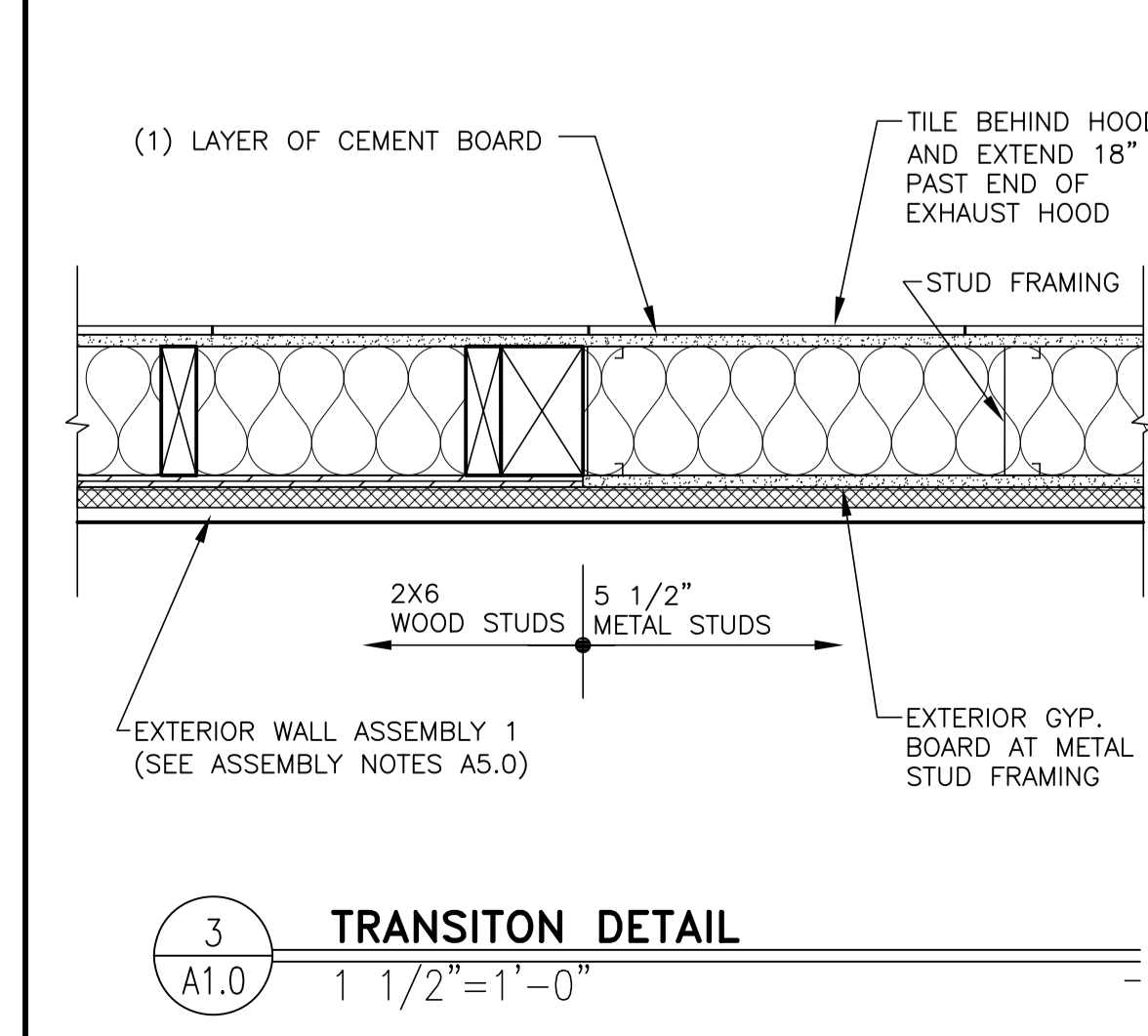
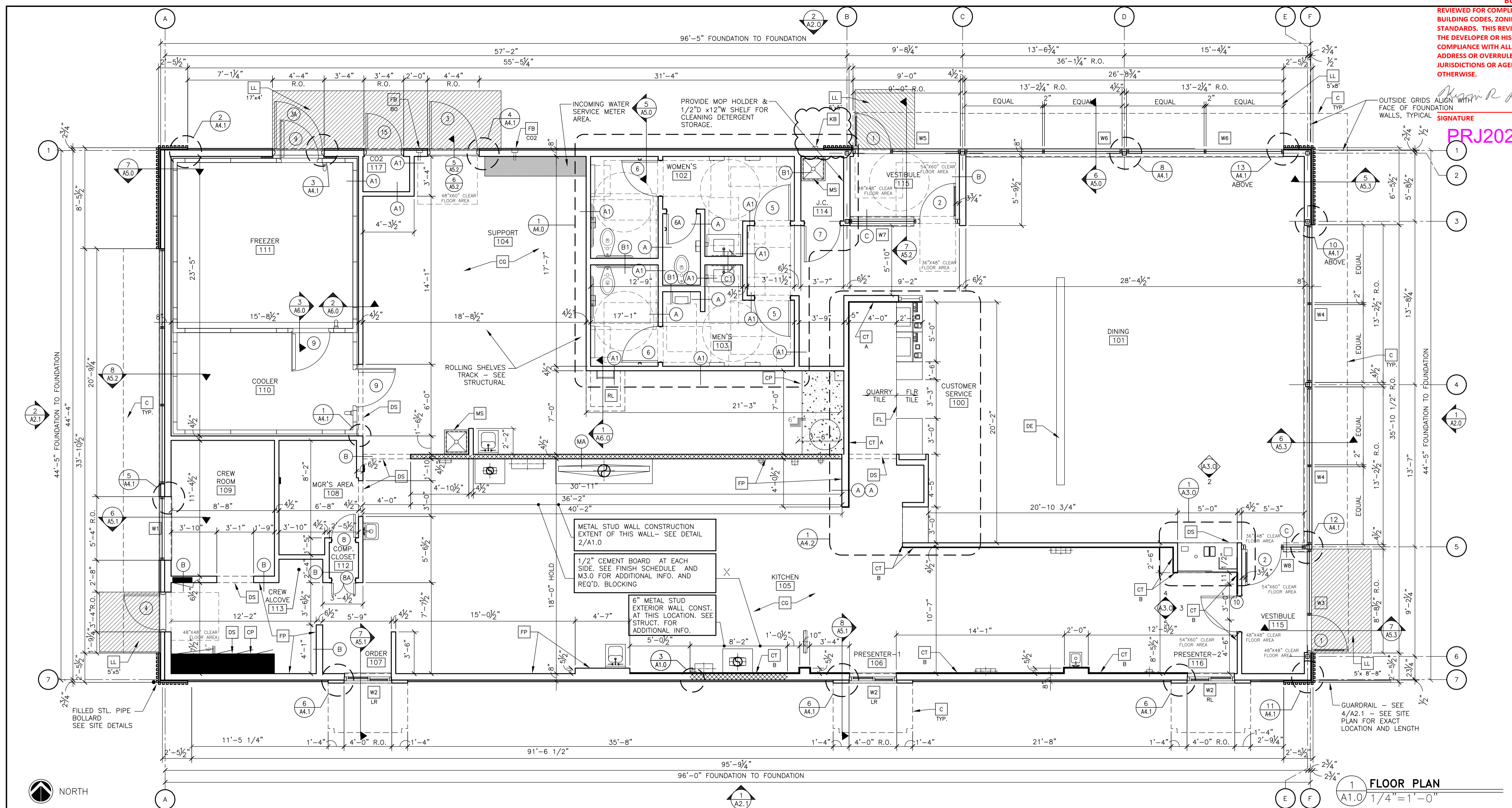


REVIEWED FOR COMPLIANCE WITH THE CITY CODE, ADAPTED BUILDING CODES, ZONING ORDINANCE AND DESIGN STANDARDS. THIS REVIEW AND APPROVAL DOES NOT BELIEVE THE DEVELOPER OR HIS AGENTS OF ANY RESPONSIBILITY FOR COMPLIANCE WITH ALL APPLICABLE REQUIREMENTS OR ADDRESS OR OVERRULE THE REQUIREMENTS OF OTHER JURISDICTIONS OR AGENCIES, UNLESS SPECIFICALLY NOTED OTHERWISE.

04/25/23 DATE
 PRJ2023-00032
 SIGNATURE



KEY NOTES

- C ALUMINUM CANOPY SYSTEM ABOVE - SEE 4/A5.0 FOR NOTES - SEE ROOF PLAN FOR DIMENSIONS, SEE ELEVATION FOR COLORS AND FASCIA LOCATIONS
- CG G.C. TO PROVIDE 4"x4"x5'-0" HIGH STAINLESS STEEL CORNER GUARDS AT ALL EXPOSED LOCATIONS IN KITCHEN/SUPPORT AREA. CORNER GUARDS TO START AT FINISH FLOOR. ATTACH WITH WOOD SCREWS INTO WOOD BLOCKING BULLNOSE COVE BASE WHERE TILE MEETS STAINLESS STEEL CORNER - SEE DETAIL 4/A6.0
- CP CONCRETE EQMT PAD - SEE STRUCTURAL & DETAIL 5/A6.0
- CT WALL TILE: CERAMIC WALL TILE. SIZE: 4"x12", PATTERN: STACK BOND. GROUT: MAPEI ULTRACOLOR PLUS - JOINT TO BE 1/8" MAX. SEE DECOR DRAWINGS FOR TILE AND GROUT COLOR SPEC
- CT WALL TILE: CROSSVILLE - COLOR BY NUMBERS, COLOR: INTUITIVE GRAY, SIZE: 4"x12", PATTERN: RUNNING BOND. GROUT: MAPEI O2 PEWTER - JOINT TO BE 1/8" MAX. USE THIS TILE WHEN HIGH LRV IS REQUIRED. COORDINATE WITH McDONALD'S AREA CONSTRUCTION MANAGER
- DE DECOR ELEMENT - VERIFY SIZE AND PLACEMENT WITH DECOR PLANS
- DS DROPPED SOFFIT ABOVE - SEE REFLECTED CEILING PLAN
- FB CO2 FILL BOX (EQUIPMENT SCHEDULE ITEM 49.00)
- FB BO OPTIONAL BULK OIL FILL BOX (EQPM SCHEDULE ITEM 700.18) CONFIRM USE WITH McDONALD'S AREA CONSTRUCTION MANAGER
- FL FLOOR LINE - CHANGE IN MATERIAL - SEE DECOR DRAWINGS
- FP FIBERGLASS REINFORCED PLASTIC (FRP) - PANOLAM, GRAY SMOOTH, CLASS C, .075. REFER TO ROOM FINISH SCHEDULE SHEET A6.1 FOR INSTALLATION LOCATIONS. FOR ORDERING, CONTACT KIMBERLY LAWSON Kimberly_Lawson@panolam.com 1-866-925-4377
- LL LEVEL LANDING @ EXT. DOOR W/ MAX. 2% RUNNING/CROSS SLOPE AWAY FROM BUILDING - SEE DECOR DRAWINGS FOR TILE AND GROUT COLOR SPEC
- MS MOP SINK - SEE DETAIL 8/A6.1 AND PLUMBING DRAWINGS.
- RL ROOF ACCESS LADDER W/HATCH ABOVE SEE STRUCTURAL FRAMING PLAN FOR LOCATING DIMENSIONS
- WX EXTERIOR WINDOW ASSEMBLY - SEE A2.0, A2.1 & 4/A5.0 FOR ADDITIONAL NOTES
- KB KNOX KEY BOX FOR THE BUILDING IN THE IMMEDIATE VICINITY OF THE MAIN ENTRANCE AT 5' ABOVE FINISH FLOOR. (2018 IFC SECTION 506). ORDER AT WWW.KNOXBOX.COM - SPECIFY SPRINGFIELD, MO. AFTER INSTALLATION, CALL FIRE DEPT. COMMUNITY RISK AT 417-874-2306 TO SCHEDULE A FIRE CREW TO LOCK THE BOX

SYMBOL LEGEND

- A PARTITION TYPE TAG SEE 2/A1.0
- 7 DOOR TAG - SEE DOOR SCHEDULE ON A6.0
- EXTENT OF WALL TILE - SEE A3.0, A4.2 & A6.1
- X KEY NOTE

GENERAL NOTES

- EXTERIOR DIMENSIONS ARE TO COLUMN REFERENCE LINES AND EXTERIOR FACE OF FINISH UNLESS OTHERWISE NOTED. INTERIOR DIMENSIONS ARE TO FACE OF INTERIOR WALL BOARD.
- SEE 4/A5.0 FOR EXTERIOR WALL ASSEMBLY TYPES. SEE 2/A1.0 FOR INTERIOR PARTITION TYPES. INTERIOR PARTITIONS ARE TYPE 'A' UNLESS NOTED OTHERWISE.
- SEE EXTERIOR ELEVATIONS FOR WINDOW TYPES
- SEE SHEET A6.0 FOR DOOR SCHEDULE AND SHEET A6.1 FOR ROOM FINISH SCHEDULES
- SEE SITE PLAN FOR SIDEWALKS, RAMPS, ETC.
- GC TO PROVIDE ADA SIGNAGE PACKAGE AND INSTALL SIGNS AT LOCATIONS AND POSITIONS INDICATED IN PACKAGE OR AS REQUIRED BY LOCAL CODES. SIGNAGE PACKAGE SUPPLIED BY: FORREST PERMA-SIGN 1-800-214-8765; 9292 1ST ST., BOX 588, NEW ROCHELLE, NY 10802; www.forrestpermasigns.com
- MAXIMUM OCCUPANCY SIGN TO BE POSTED PER LOCAL CODE. SIGN FURNISHED AND INSTALLED BY GENERAL CONTRACTOR.
- ALL HANDSINK LOCATIONS SHALL HAVE CEMENT BOARD BACKING 48" IN HEIGHT A.F.F.
- GC TO COORDINATE ALL REQUIRED BLOCKING FOR WALL HUNG EQUIPMENT, SHELVES, ETC. FOR PROPER INSTALLATION HEIGHTS.
- KNOX BOX TO BE INSTALLED BY GENERAL CONTRACTOR PER LOCAL CODE AS REQUIRED. MODEL AND LOCATION TO BE COORDINATED WITH FIRE MARSHALL.
- DASHED LINES @ DOORS, RESTROOMS, & FIXTURES REPRESENT CLEAR FLOOR MANEUVERING CLEARANCES AS REQUIRED BY THE ACCESSIBILITY CODE. CLEARANCES MUST BE MAINTAINED WITHOUT EXCEPTION. IF CONDITIONS PREVENT ANY CLEAR FLOOR SPACE FROM BEING MAINTAINED, CONTACT THE ARCHITECT FOR RESOLUTION.

STATE OF MISSOURI ARCHITECT REGISTRATION BOARD NUMBER A-2008012350 ARCHITECT 11.10.2022

Robert Kempkes ARCHITECT 200 N. WASHINGTON ST. ST. LOUIS, MO 63102 FAX: 314.524.9199

PREPARED BY: McDonald's USA, LLC

2022 STANDARD BUILDING - BB20

4597 - WOOD/WOOD

DESCRIPTION: WOOD BEARING WALLS W/HARDBOARD SIDING WOOD ROOF TRUSS FRAMING E.L.F.S./BATTEN/HARDBOARD SIDING EXTERIOR FINISH

SITE ADDRESS: 3720 W. Sunshine Springfield, MO

024-1290 024-1290.00

TITLE	DATE	BY	REV	DATE	DESCRIPTION
4597 - WOOD/WOOD	2022-10	BB20			
	2022-10	RH			
	10/04/2022				


KEY NOTES

- ACT ACoustical CEILING TILE - 24"x48". VERIFY FINISHES AND COLORS WITH CITY CODES, ZONING ORDINANCE AND DESIGN STANDARDS. THIS REVIEW AND APPROVAL DOES NOT RELIEVE THE DEVELOPER OR HIS AGENTS OF ANY RESPONSIBILITY FOR COMPLIANCE WITH ALL APPLICABLE REQUIREMENTS OR ADDRESS OR OVERRULE THE REQUIREMENTS OF OTHER JURISDICTIONS OR AGENCIES, UNLESS SPECIFICALLY NOTED OTHERWISE.
- ACT AV CLIMA-PLUS, UNPERFORATED, SMOOTH TEXTURE COLOR: WHITE GRID: USG 15/16" DX/DXL COLOR: WHITE
- ACT B ACoustical CEILING TILE: USG 24"x48" PREMIER KAPOK PANELS. COLOR: FLAT BLACK 205 GRID: USG 15/16" DX/DXL COLOR: BLACK
- C ALUMINUM CANOPY WITH INTEGRAL GUTTER AND SCUPPER SEE ELEVATION FOR COLOR AND FASCIA LOCATIONS
- CT WALL TILE: CERAMIC WALL TILE SIZE: 4"x12", PATTERN: STACK BOND GROUT: MAPEI ULTRACOLOR PLUS - JOINT TO BE 1/16" MAX. SEE DECOR DRAWINGS FOR TILE AND GROUT COLOR SPEC
- CT B WALL TILE: CERAMIC WALL TILE SIZE: 4"x12", PATTERN: STACK BOND GROUT: MAPEI ULTRACOLOR PLUS - JOINT TO BE 1/16" MAX. SEE DECOR DRAWINGS FOR TILE AND GROUT COLOR SPEC
- DC SUSPENDED DECORATIVE CEILING TREATMENT - SEE DECOR DRAWINGS FOR ADDITIONAL INFORMATION
- GB GYPSUM BOARD CEILING
- MB MENU BOARD WITH BEZELS BY OTHERS UNDER SEPARATE PERMIT - SEE ELEC PLANS
- MT CEILING MOUNTED MONITOR: A) VERIFY MONITOR LOCATIONS WITH MCDONALD'S PROJECT MANAGER PRIOR TO INSTALLATION. B) SEE DETAIL 6/A1.2 FOR INSTALLATION METHOD
- RL ROOF LADDER OPENING
- SC INTEGRAL GUTTER SCUPPER

REVIEWED FOR COMPLIANCE WITH THE CITY CODE, APPLIED BUILDING CODES, ZONING ORDINANCE AND DESIGN STANDARDS. THIS REVIEW AND APPROVAL DOES NOT RELIEVE THE DEVELOPER OR HIS AGENTS OF ANY RESPONSIBILITY FOR COMPLIANCE WITH ALL APPLICABLE REQUIREMENTS OR ADDRESS OR OVERRULE THE REQUIREMENTS OF OTHER JURISDICTIONS OR AGENCIES, UNLESS SPECIFICALLY NOTED OTHERWISE.

04/25/23
DATE

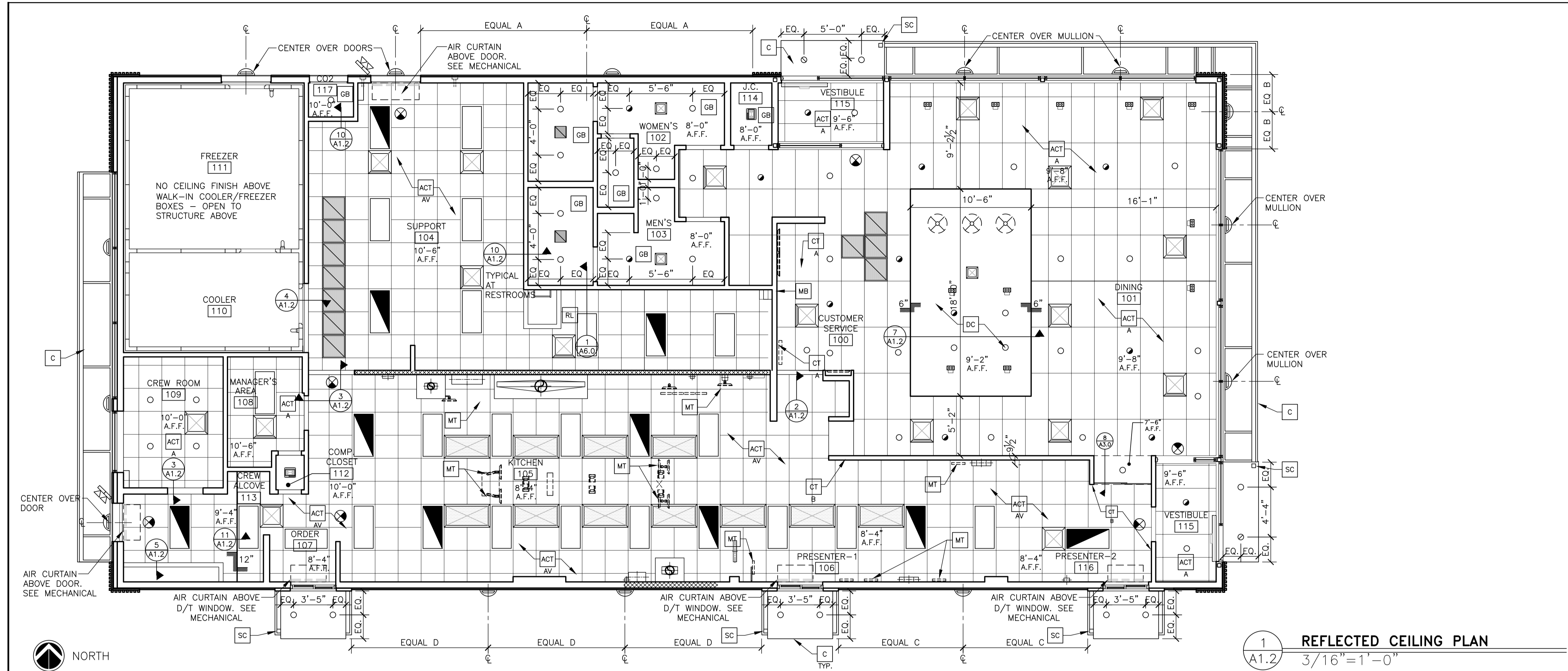
2023-00032
SIGNATURE



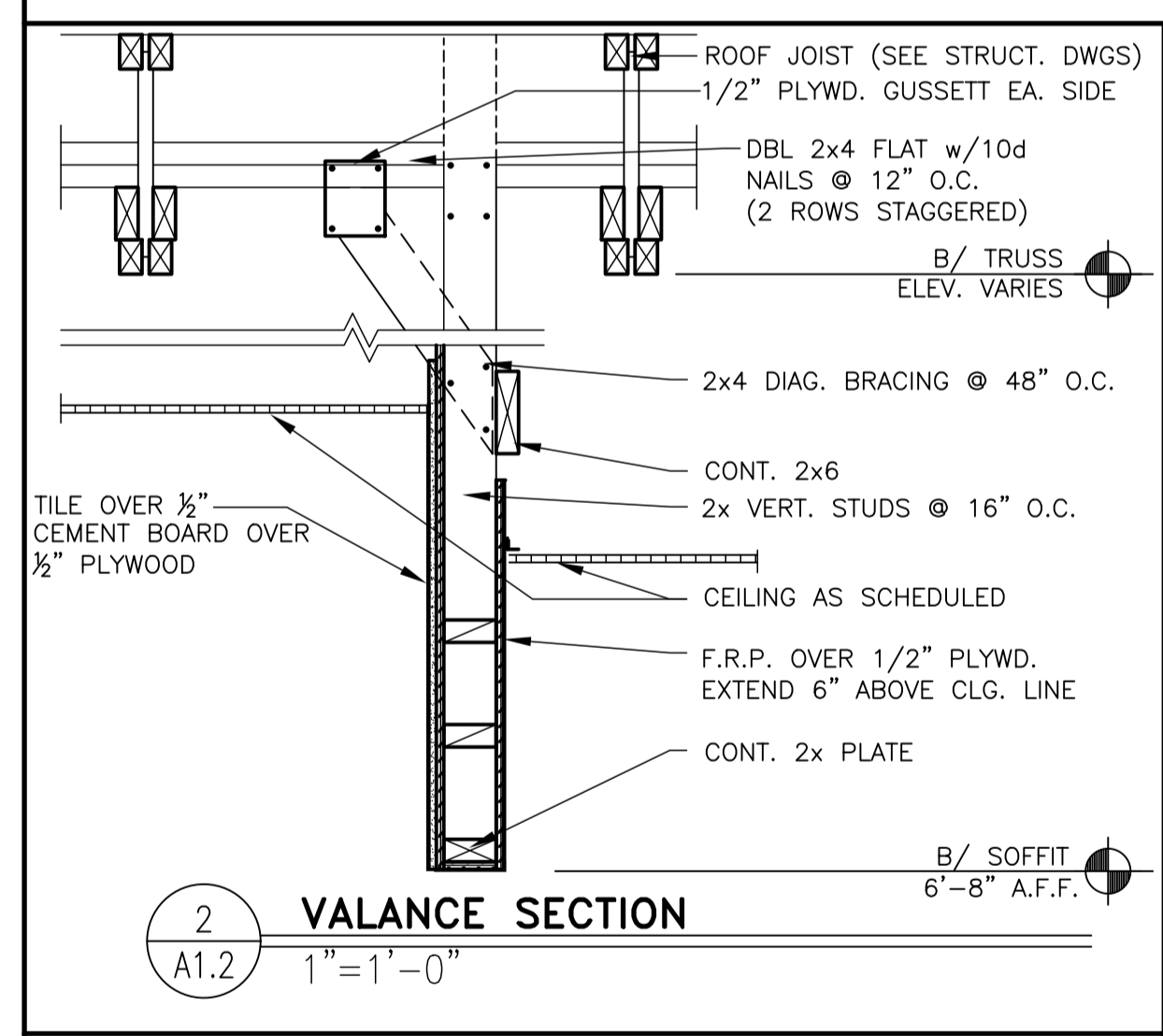
PREPARED BY: Robert Kempkes
ARCHITECT
1110 S. MAIN ST.
SPRINGFIELD, MO 65703
PHONE 417-863-9879
FAX 417-863-3366

GENERAL NOTES

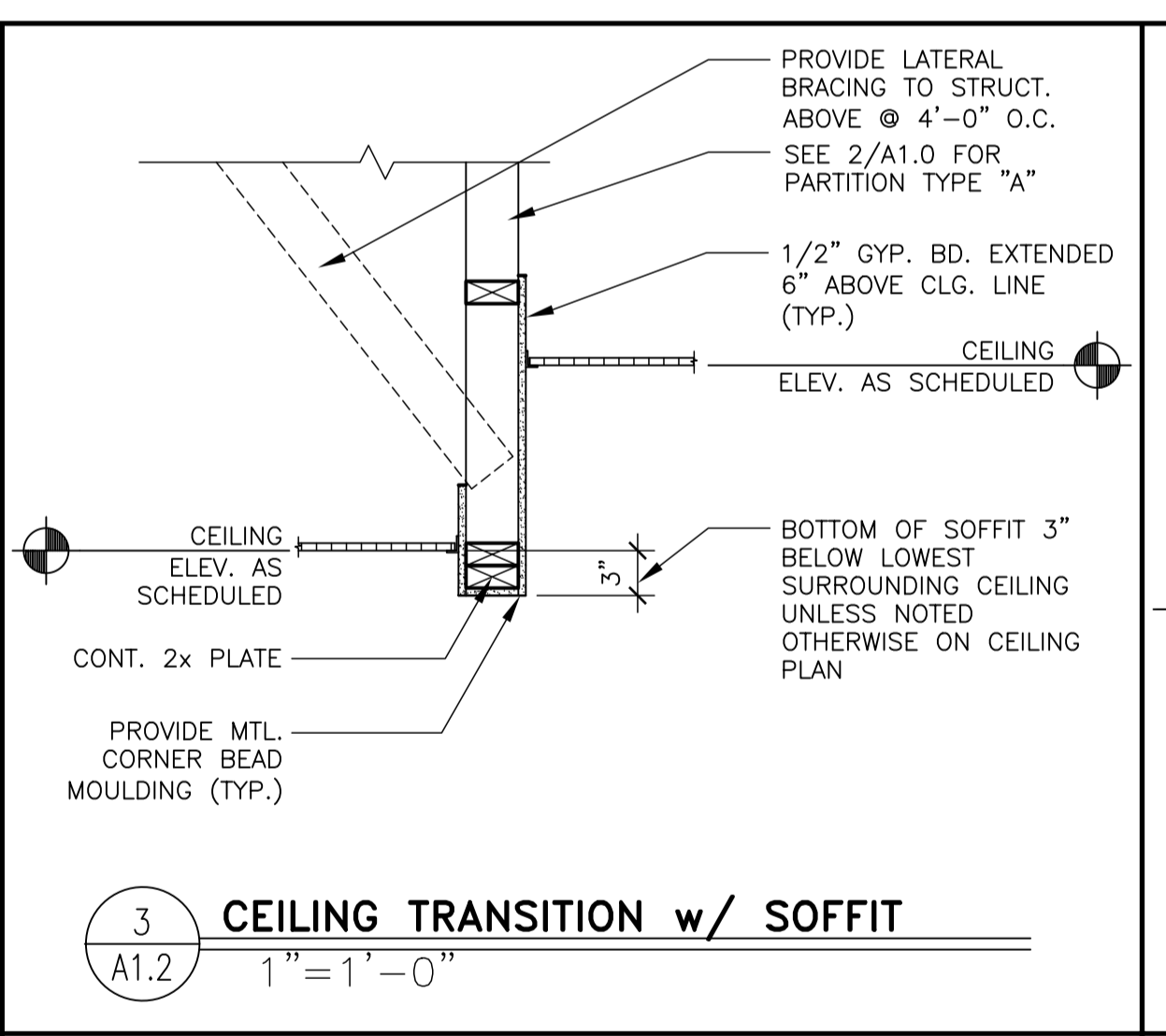
1. SEE SHT A6.1 FOR CEILING FINISHES.
2. SEE SHT A1.0 FOR MENU BOARD DROPPED SOFFIT LOCATION DIMENSIONS
3. GENERAL CONTRACTOR SHALL COORDINATE HVAC DIFFUSER LOCATION WITH DECOR & MECHANICAL PLANS AND REPORT ANY DISCREPANCIES TO ARCHITECT.
4. REFERENCE MECHANICAL AND ELECTRICAL DRAWINGS FOR DIFFUSER AND LIGHTING INFORMATION.
5. PROVIDE USG V15 CEILING TILE RETENTION CLIPS IN ALL VESTIBULE AREAS



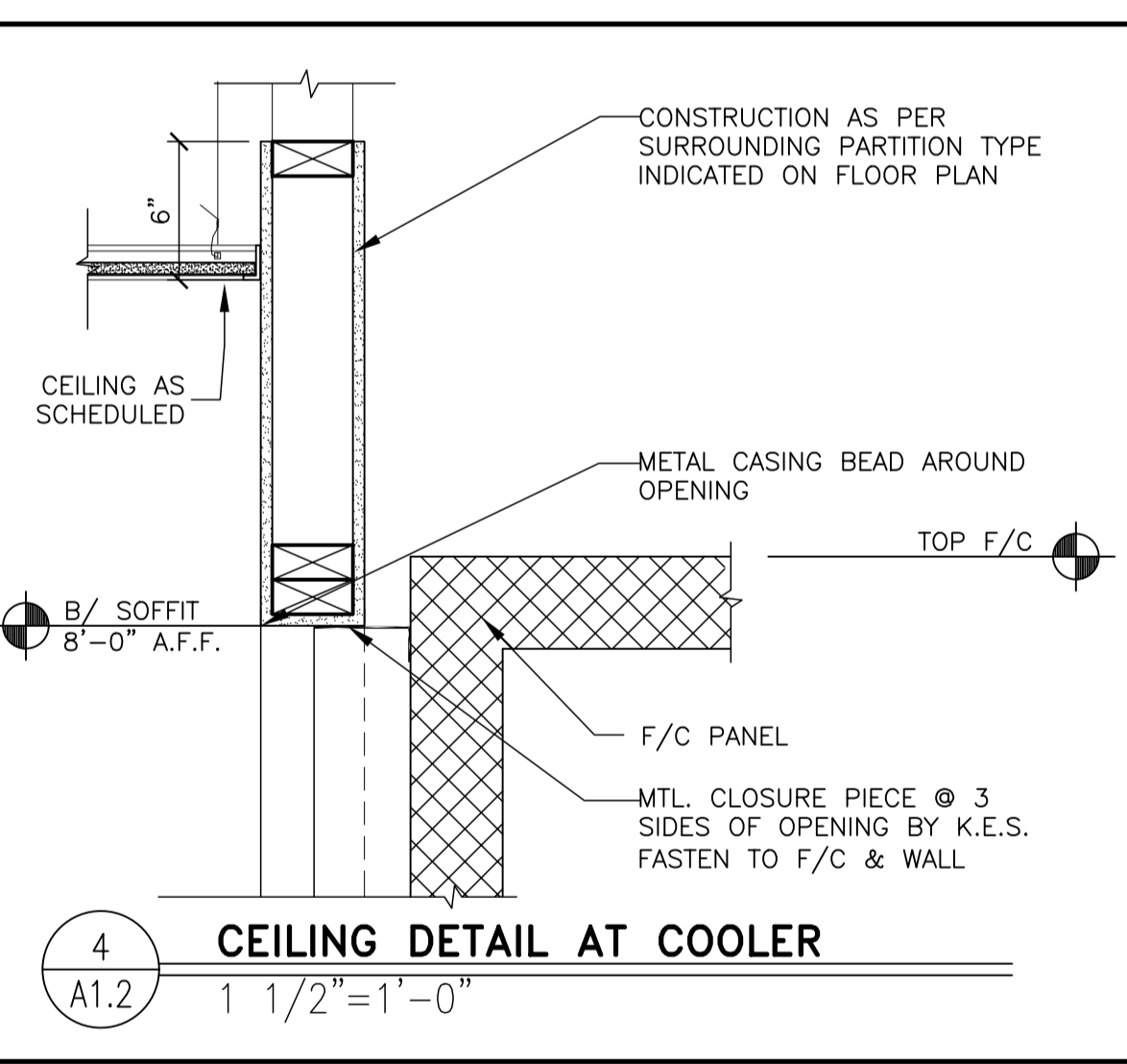
1 REFLECTED CEILING PLAN
A1.2 3/16" = 1'-0"



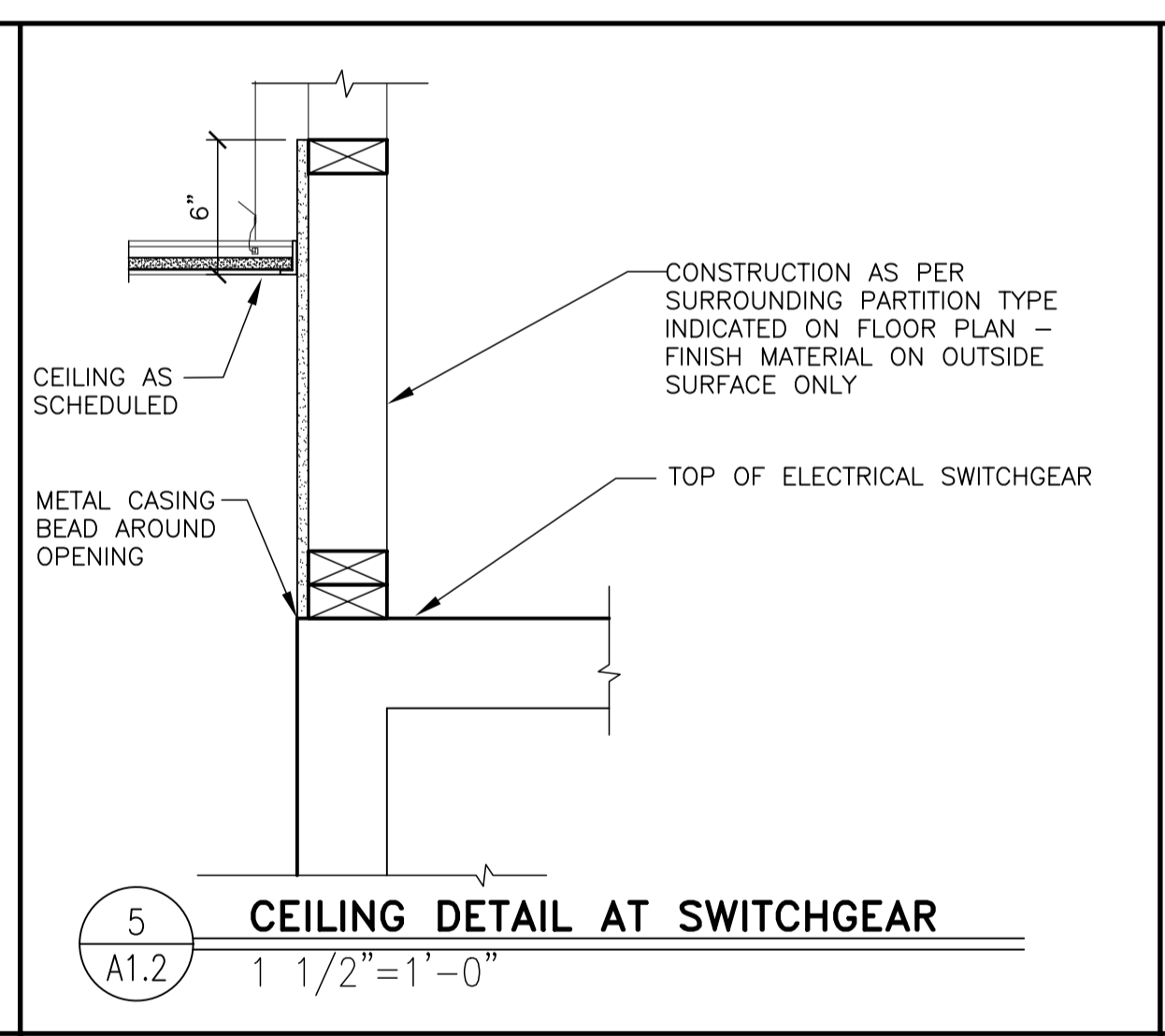
2 VALANCE SECTION
A1.2 1" = 1'-0"



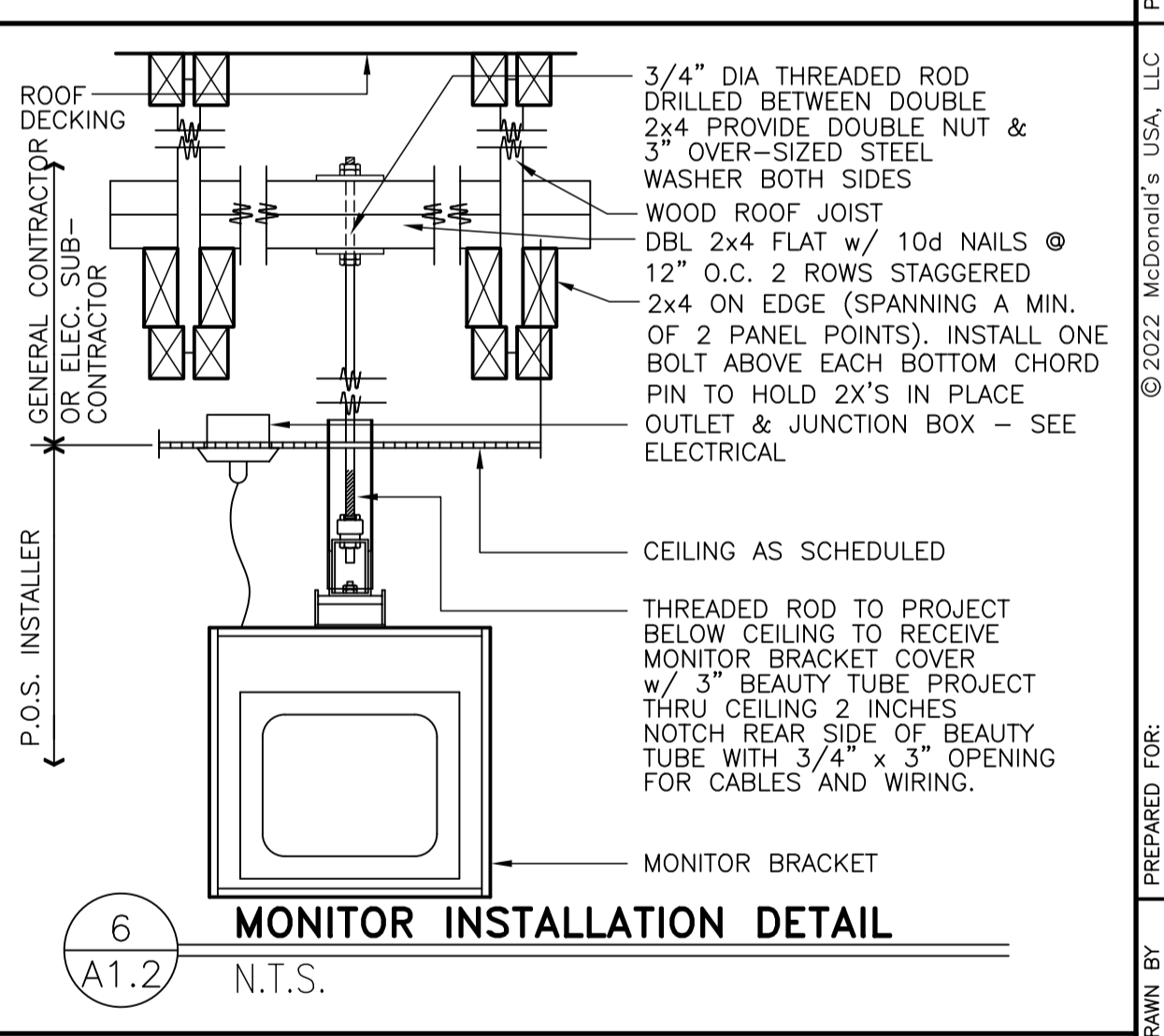
3 CEILING TRANSITION w/ SOFFIT
A1.2 1" = 1'-0"



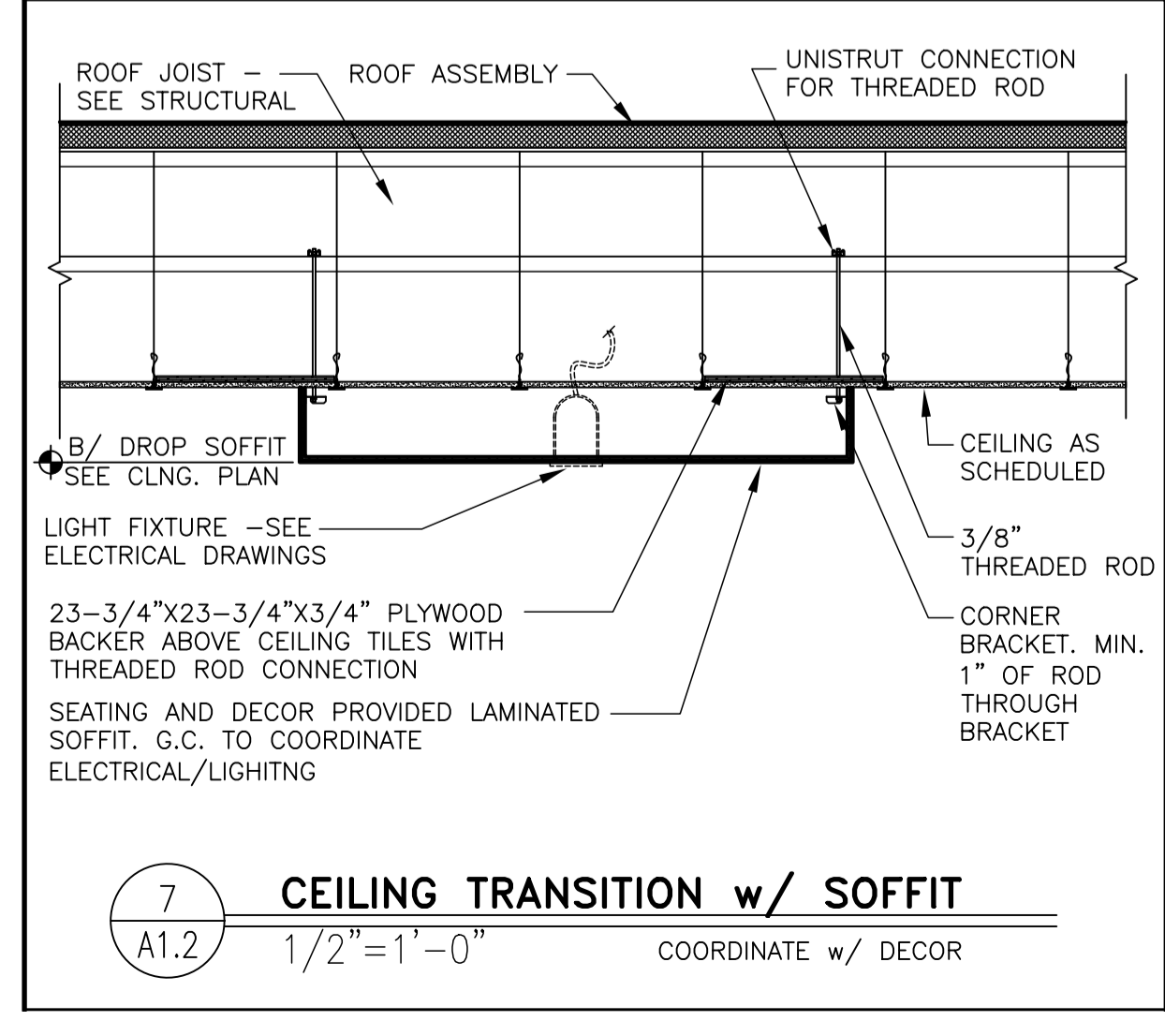
4 CEILING DETAIL AT COOLER
A1.2 1 1/2" = 1'-0"




5 CEILING DETAIL AT SWITCHGEAR
A1.2 1 1/2" = 1'-0"



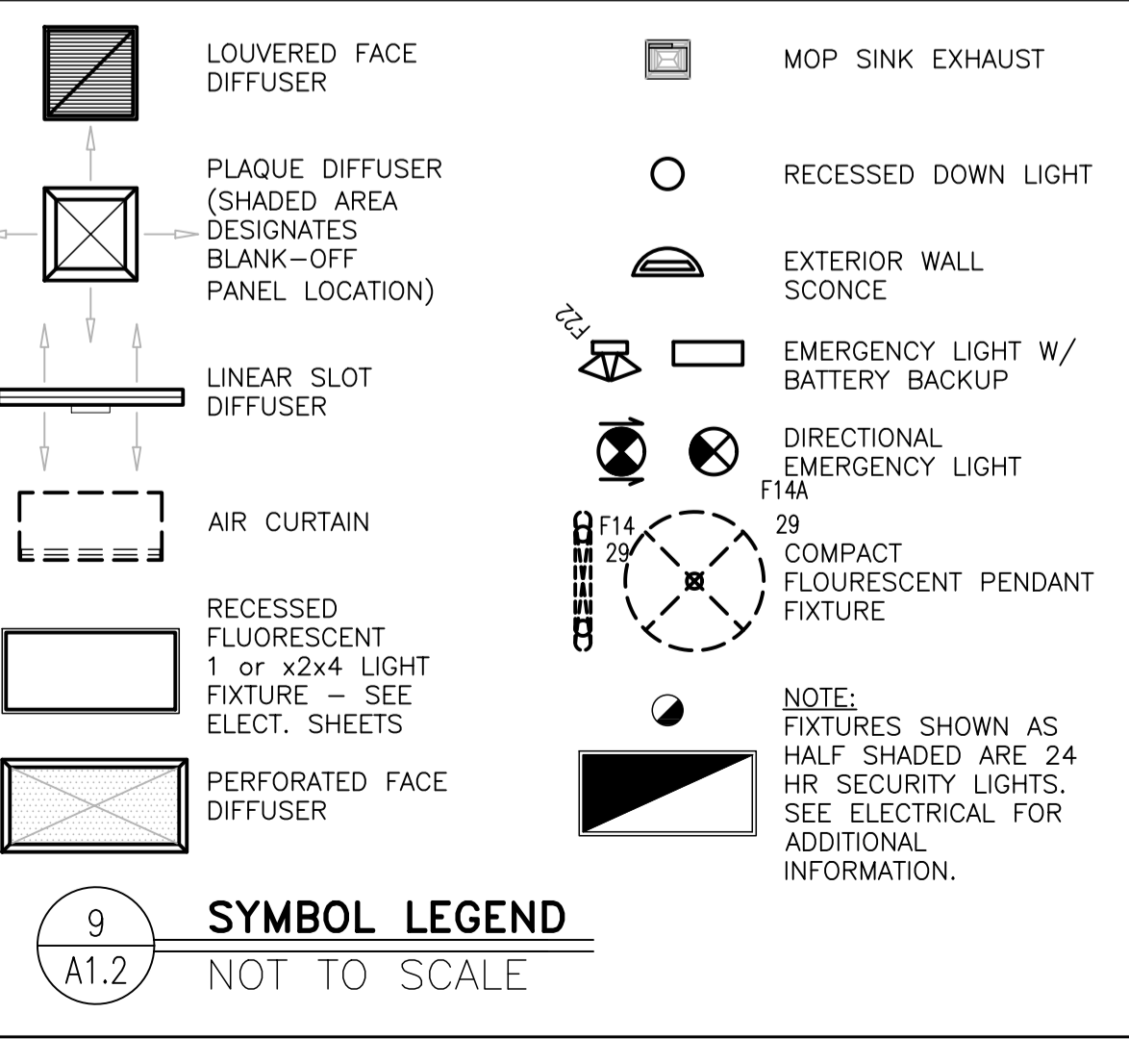
6 MONITOR INSTALLATION DETAIL
A1.2 N.T.S.



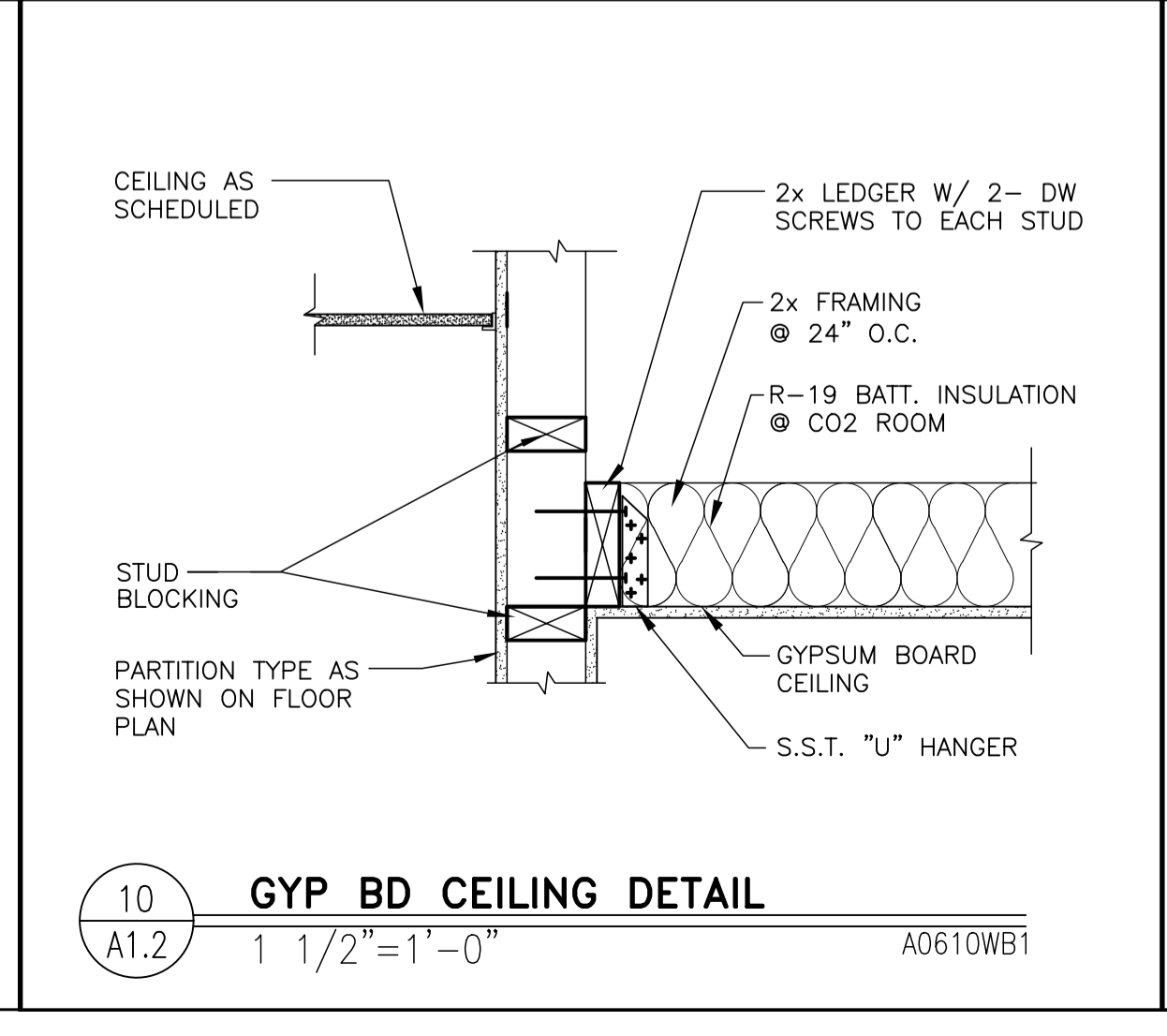
7 CEILING TRANSITION w/ SOFFIT
A1.2 1/2" = 1'-0" COORDINATE w/ DECOR



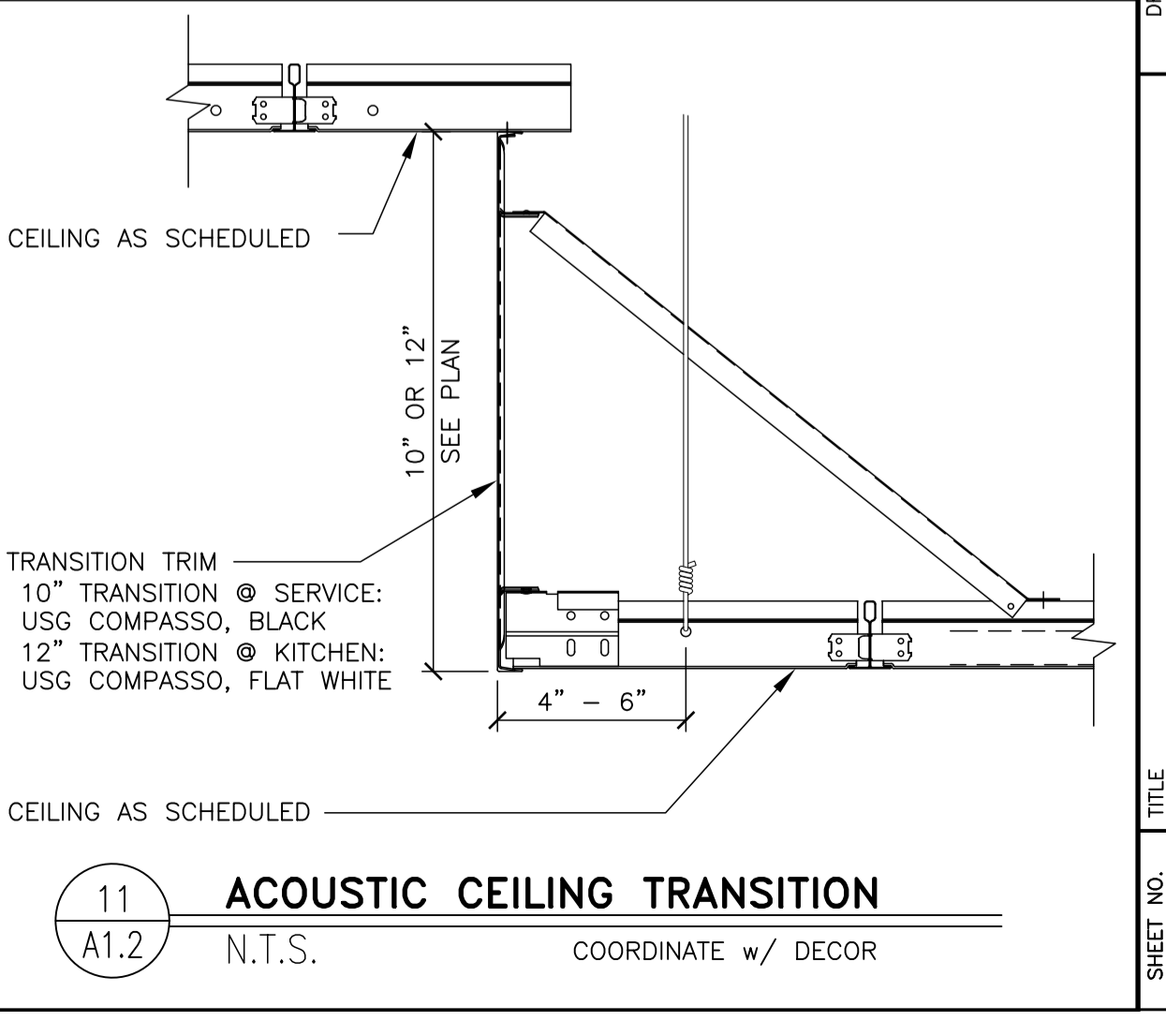
8 NOT USED
A1.2 -



9 SYMBOL LEGEND
A1.2 NOT TO SCALE



10 GYP BD CEILING DETAIL
A1.2 1 1/2" = 1'-0" A0610WB1



11 ACOUSTIC CEILING TRANSITION
A1.2 N.T.S. COORDINATE w/ DECOR

McDonald's USA, LLC
2022 STANDARD BUILDING - BB20
4597 - WOOD/WOOD
DESCRIPTION: WOOD BEARING WALLS W/HARDBOARD SIDING, WOOD ROOF TRUSS FRAMING, E.L.F.'S/BATTEN/HARDBOARD SIDING EXTERIOR FINISH
SITE ADDRESS: 3720 W. Sunshine, Springfield, MO 65764
024-1290.00.0
A1.2
REFLECTED CLG. PLAN

REVIEWED FOR COMPLIANCE WITH THE CITY CODE, ADOPTED BUILDING CODES, ZONING ORDINANCE AND DESIGN STANDARDS. THIS REVIEW AND APPROVAL DOES NOT RELIEVE THE DEVELOPER OR HIS AGENTS OF ANY RESPONSIBILITY FOR COMPLIANCE WITH ALL APPLICABLE REQUIREMENTS OR ADDRESS OR OVERRULE THE REQUIREMENTS OF OTHER JURISDICTIONS OR AGENCIES, UNLESS SPECIFICALLY NOTED OTHERWISE.

DATE 04/25/23
PRJ2023-00032

LEGEND

- L.P. LOW POINT
- H.P. HIGH POINT
- ← DIRECTION OF DRAINAGE
- ← AP TRELLIS SYSTEM WITH ALUMINUM SLOPE TO EDGE @1/4"PER FT.

KEY NOTES

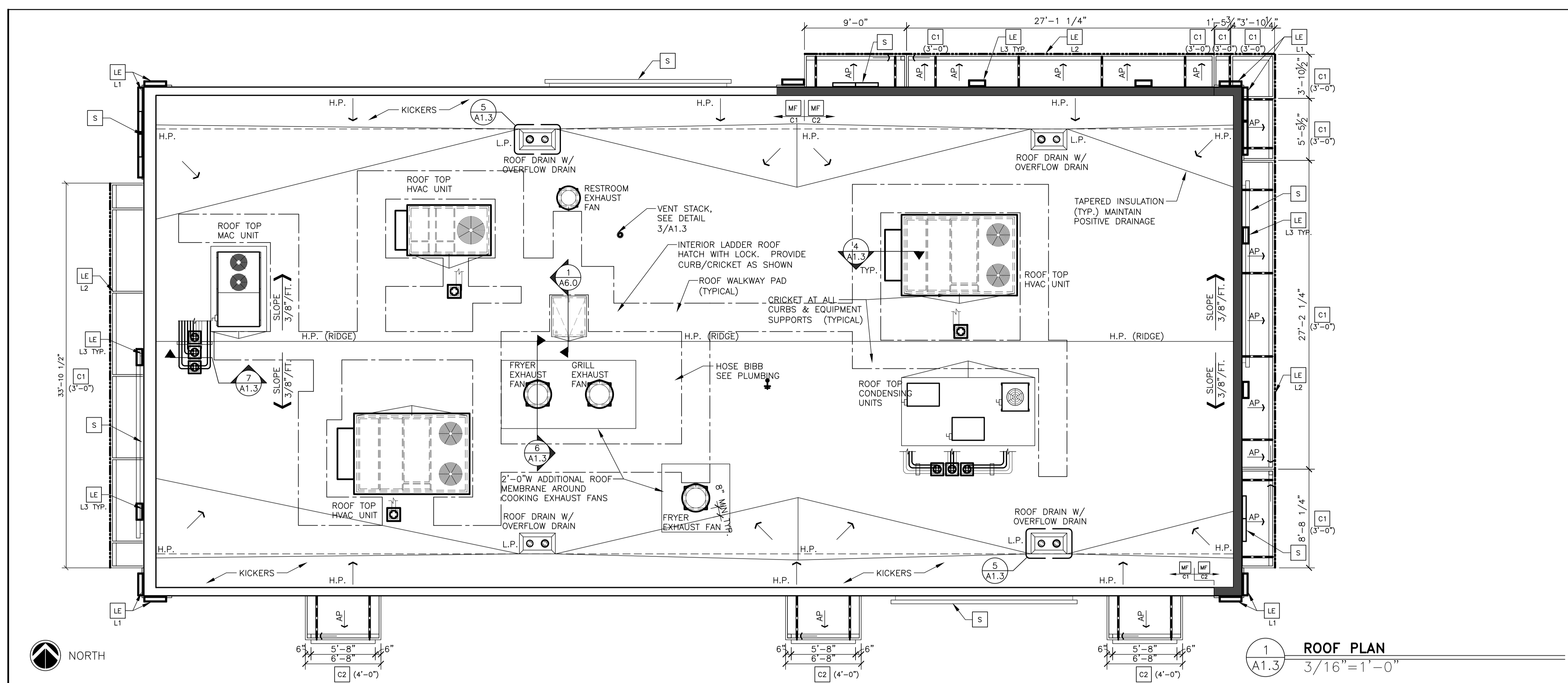
- C1 ALUMINUM CANOPY SYSTEM W/ FASCIA (COLOR: SEE ELEVATIONS)
- C2 ALUMINUM CANOPY SYSTEM (COLOR: SEE ELEVATIONS)
- LE ACCENT LIGHTING - SEE ELEVATIONS & ELECTRICAL
- L1-LED LIGHT:
L1 = SLIM LED (DOWN ONLY)
L2 = INTEGRAL CANOPY FIXTURE
L3 = UP ONLY FLOOD FIXTURE
- MF METAL FASCIA
- C1-COLOR:
C1 = SEE ELEVATIONS FOR COLOR
C2 = SEE ELEVATIONS FOR COLOR
- S MCDONALD'S SIGNAGE BY OTHERS UNDER SEPARATE PERMIT (SEE ELEVATIONS)

ROOFING NOTES

1. SINGLE-PLY ROOFING SYSTEM WITH BASE FLASHING SHEET EXTENDING UP PARAPET AND TERMINATED UNDER COPING HOT WELDED TO SEALING STRIP SECURED TO WOOD BLOCKING
2. INSTALLATION OF ROOFING SHALL BE IN ACCORDANCE WITH MANUFACTURER'S SPECIFICATIONS AND PER DETAIL 2 OF THIS SHEET.
3. PROVIDE PREFABRICATED METAL CURBS. COORDINATE SIZE, LOCATION AND INSTALLATION REQUIREMENTS W/ M, E, P & S SHEETS. PROVIDE SHIMS TO LEVEL CURB AREAS WHERE ROOF DECK IS PITCHED.
4. FOR EXACT LOCATION OF EXHAUST FANS, HVAC UNITS, AND ROOF HATCH. REFER TO STRUCTURAL DRAWINGS.
5. CRICKETS MUST BE INSTALLED AT ALL ROOF CURBS & EQUIPMENT PLATFORMS BY GENERAL CONTRACTOR.

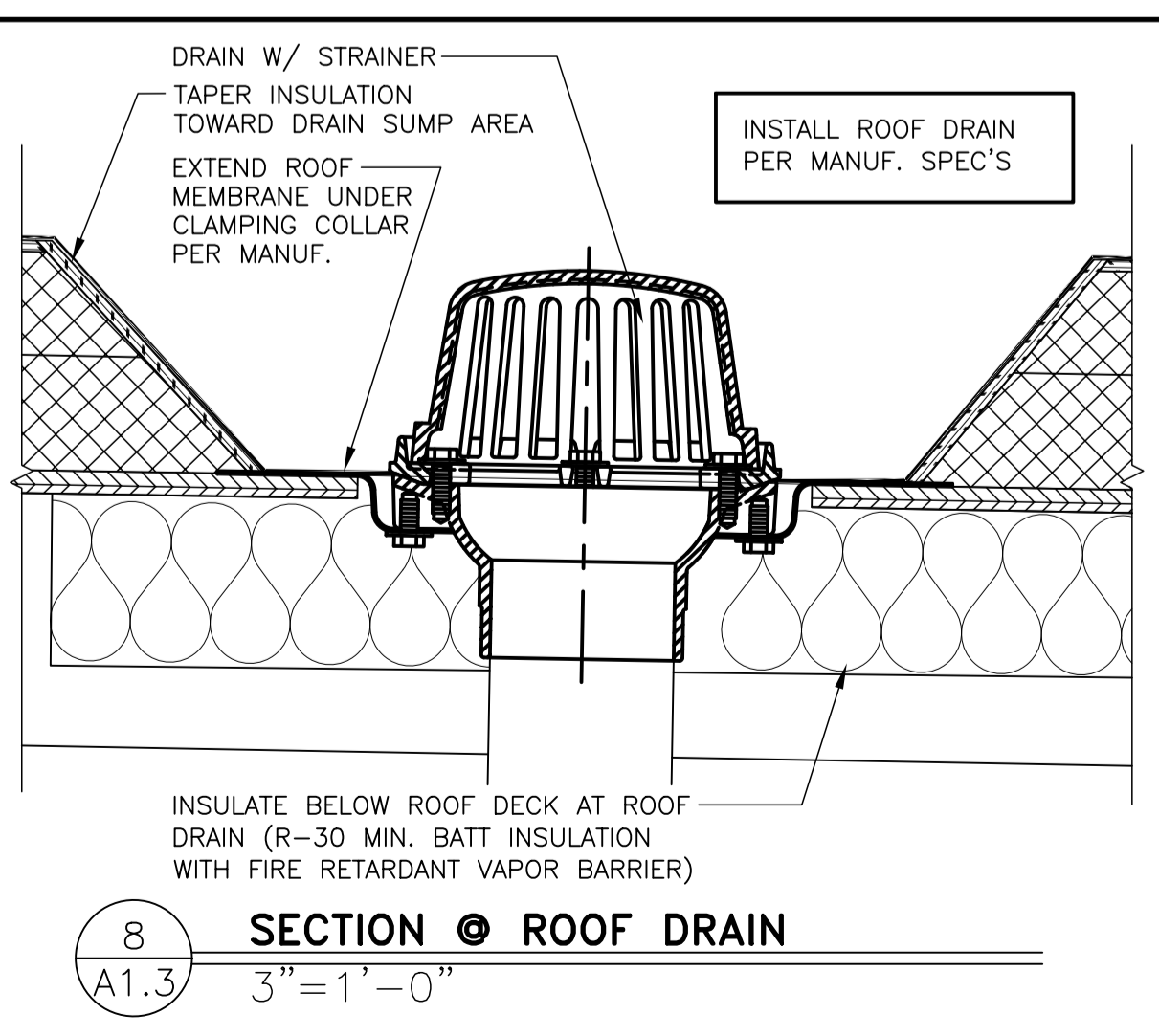
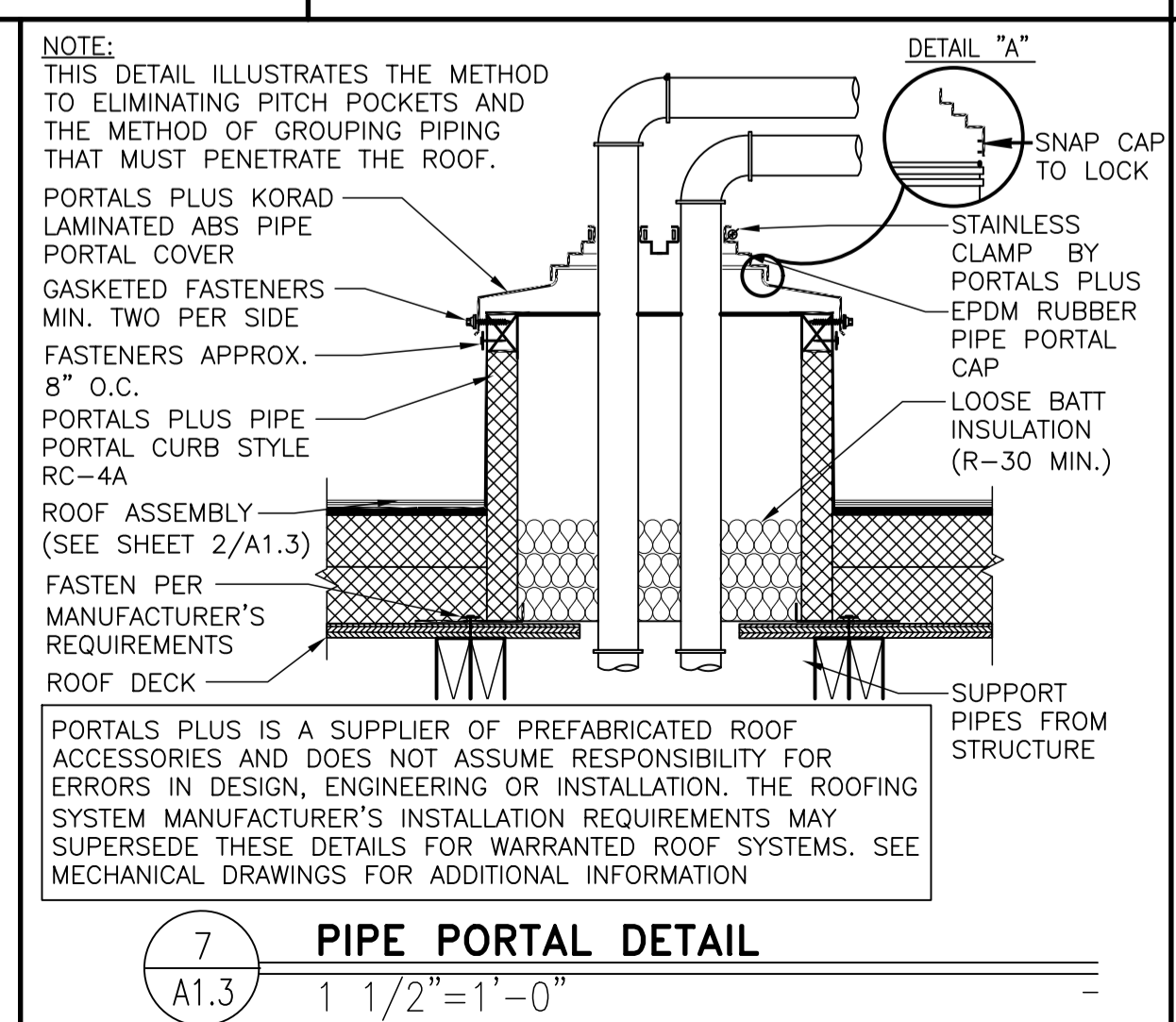
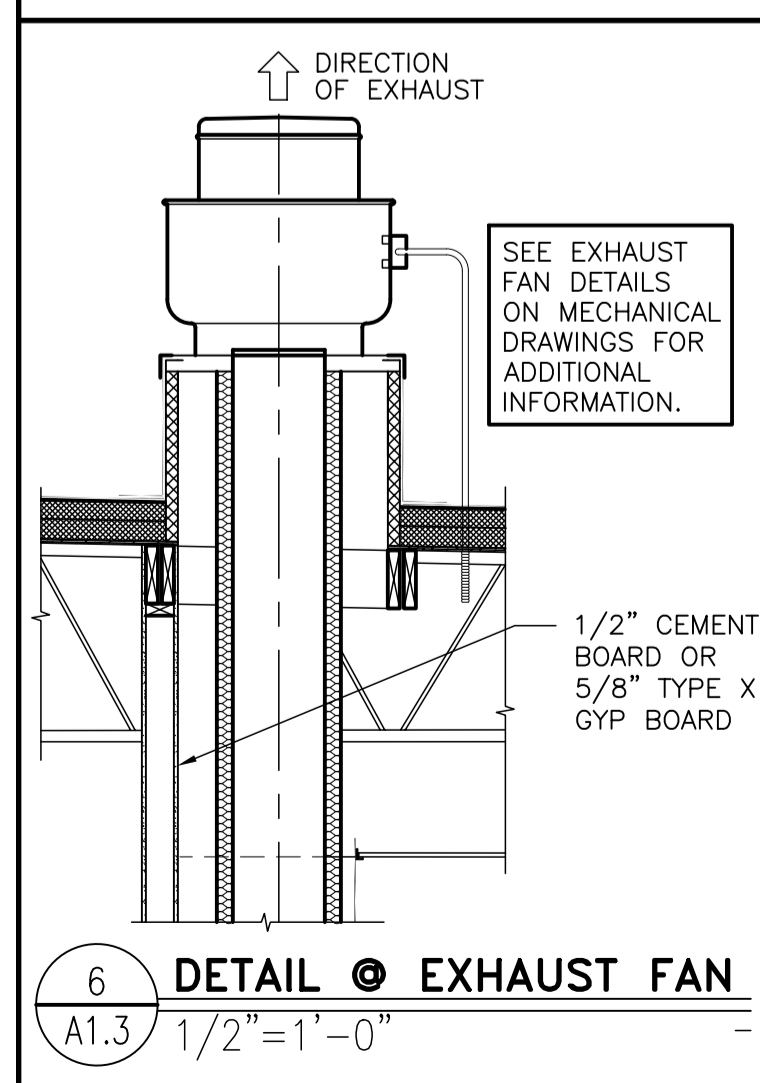
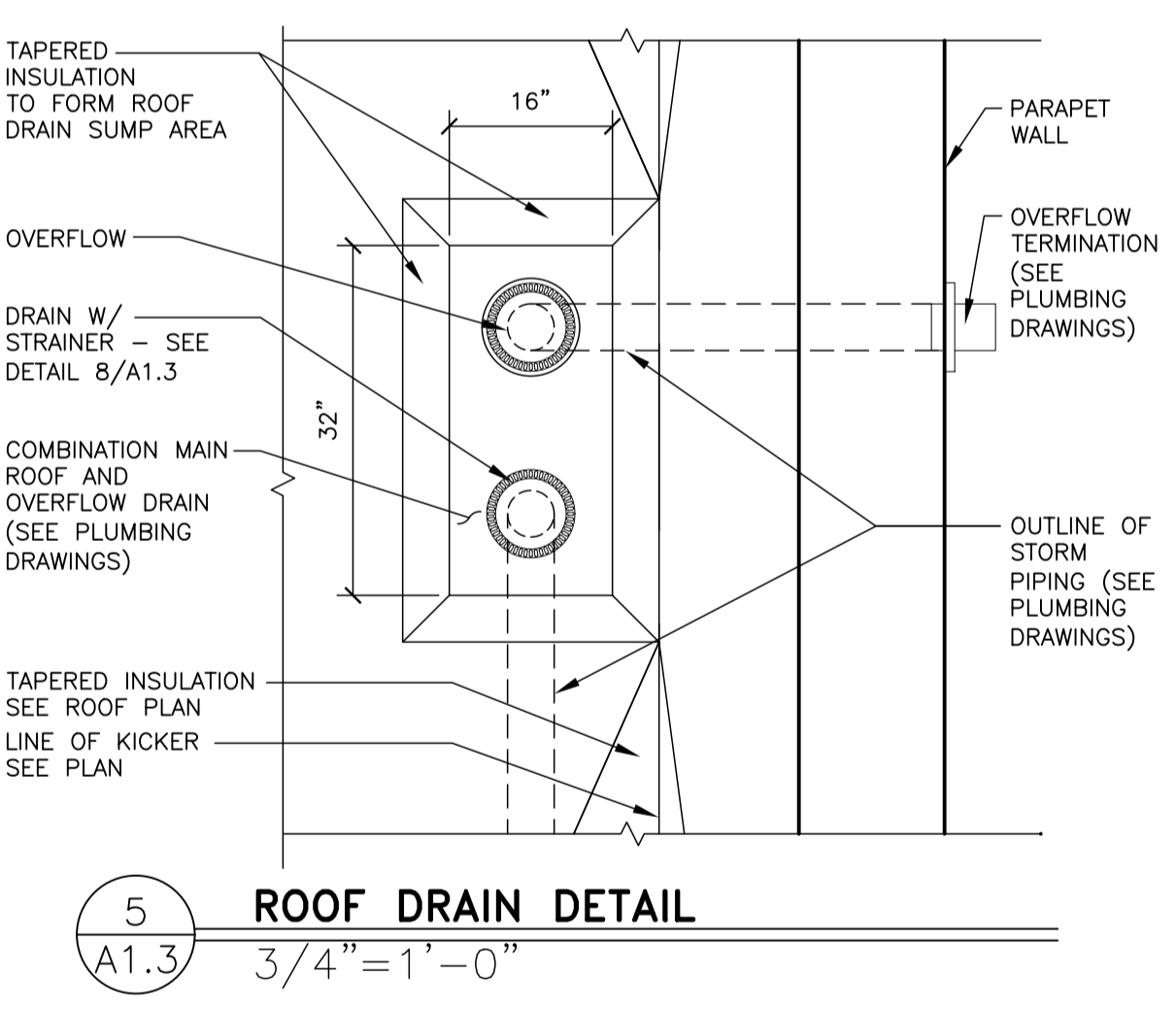
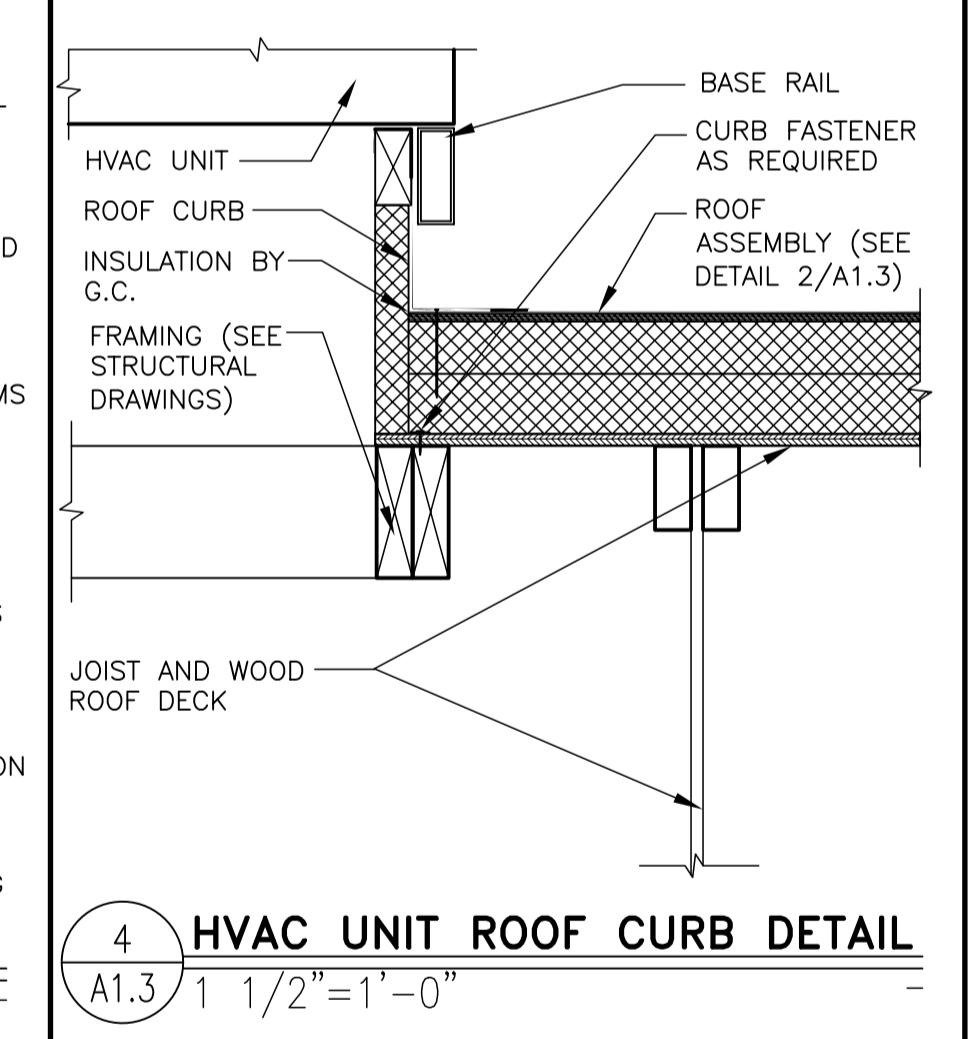
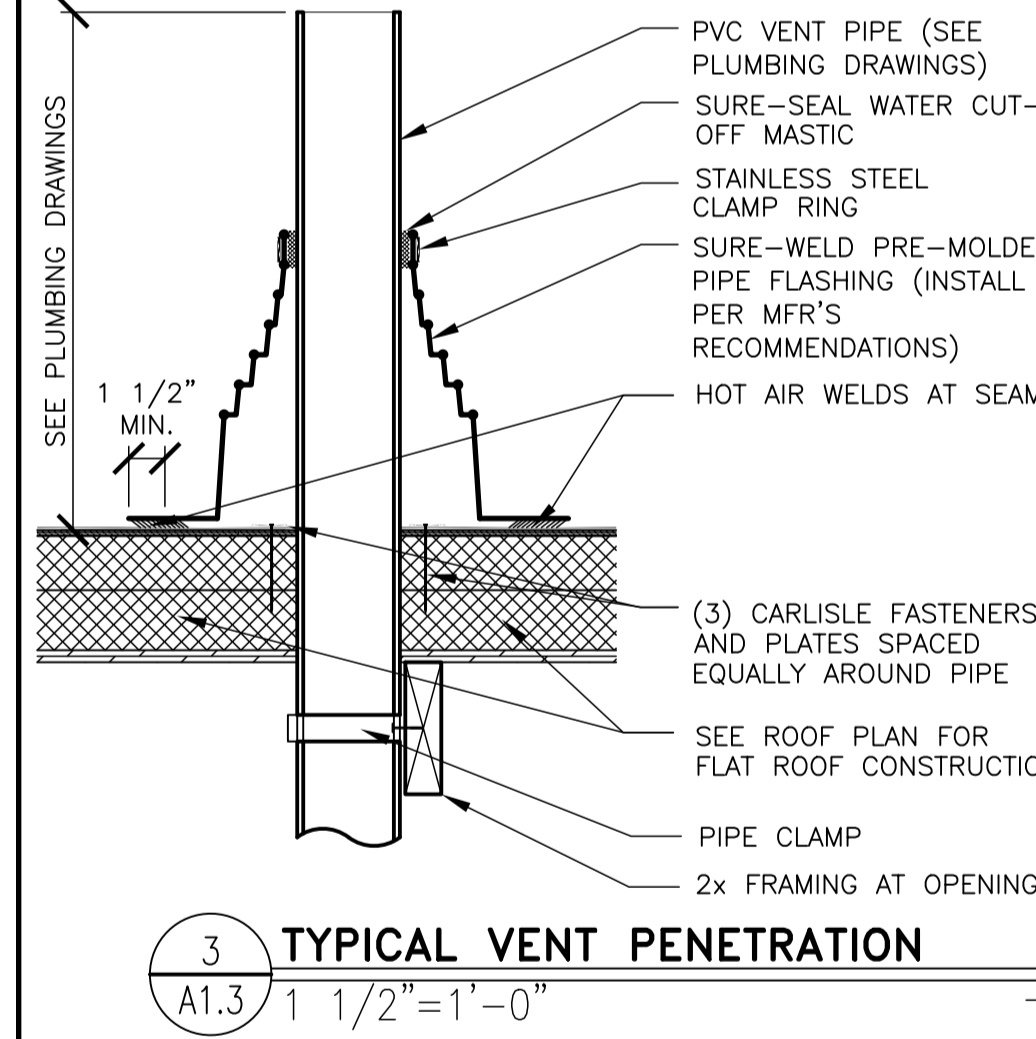
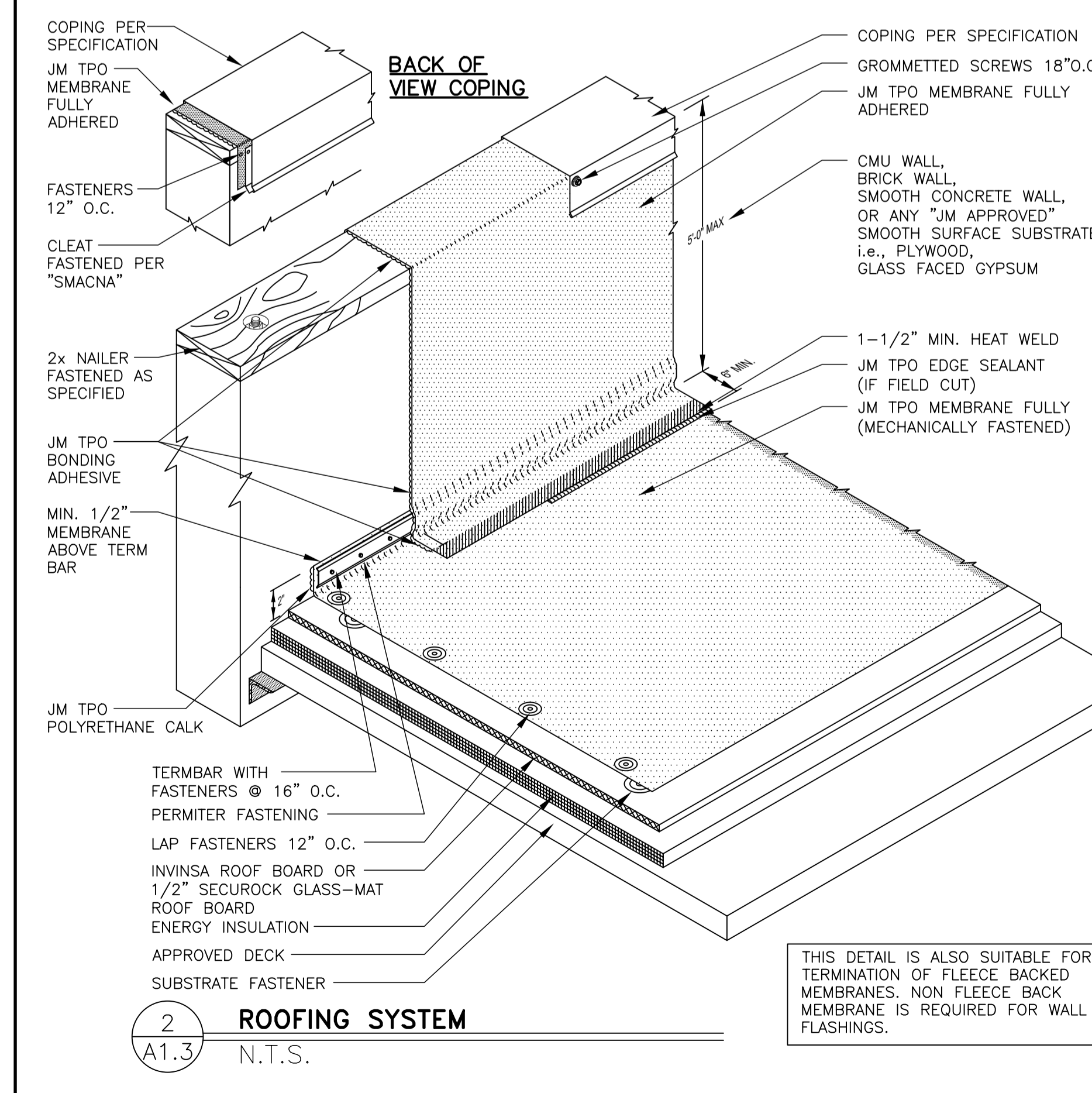
STATE OF MISSOURI
ROBERT D. KEMPES
ARCHITECT
NUMBER A-2008012380
11-10-2022

Robert Kempes
ARCHITECT
3000 W. STATE ST. #100
SPRINGFIELD, MO 65804
TEL: 417-831-1111
FAX: 417-831-1112



ROOFING SYSTEM

1. MANUFACTURERS AND PRODUCTS:
A. REFER TO JOHNS MANVILLE WEBSITE (www.jm.com) FOR MOST UP-TO-DATE INFORMATION.
JM-TPO
NO SUBSTITUTIONS ALLOWED
2. SPECIFIED ROOFING SYSTEMS (AS SHOWN):
HEAT-WELDABLE SINGLE-PLY 60 MIL TPO ROOFING SYSTEM, INSTALLED OVER RIGID INSULATION ON WOOD ROOF DECK HAVING A SLOPE OF 3/8"/FT. MATERIALS SHALL BE AS FOLLOWS:
A. TPO ROOFING SYSTEM AS MANUFACTURED BY MANUFACTURER LISTED ABOVE TO COMPLY WITH ASTM E 108 OR UL 790, ASTM D-6878, AND FMG I-90 FOR WIND UPLIFT.
B. FASTENERS: METAL FASTENERS AND PLATES AS PER MANUFACTURER.
C. ACCESSORIES: PRE-FABRICATED CURBS, FLASHING, CORNERS, TERMINATION BARS, PIPE FLASHING, VENT FLASHING ETC. AS PER MANUFACTURER.
D. PLEASE SEE SINGLE PLY FLASHING SPECIFICATIONS FOR A FULL DESCRIPTION OF INSTALLATION INSTRUCTIONS AND REQUIREMENTS WHICH ARE CONSIDERED A PART OF THIS DETAIL.
E. ANY CARPENTRY OR METAL WORK SHOULD BE DESIGNED AND CONSTRUCTED IN ACCORDANCE WITH LOCAL CODE REQUIREMENTS AND/OR PROJECT SPECIFICATIONS. THESE COMPONENTS SHOULD BE REVIEWED AND APPROVED BY A LICENSED DESIGN PROFESSIONAL. CONTACT JM TECHNICAL FOR METAL OPTIONS TO BE INCLUDED WITHIN THE JM NDL GUARANTEE.
F. JM TPO EDGE SEALANT IS REQUIRED ON ALL CUT OR NON-ENCAPSULATED EDGES OF REINFORCED MEMBRANE. THIS INCLUDES FACTORY CUT MEMBRANE (SEE DETAIL T-MS-01).
3. WALKWAYS:
A. 30" WIDE WALKWAY ROLL, HOT AIR WELDED TO MEMBRANE.
B. PROVIDE WALKWAY FROM ROOF LADDER EXIT TO ALL ROOF TOP EQUIPMENT AS PER ROOF PLAN ABOVE.
C. INSTALL WALKWAY ACCORDING TO WALKWAY PAD MANUFACTURER'S WRITTEN INSTRUCTION.
4. RIGID INSULATION:
PROVIDE REQUIRED LAYERS OF POLYISOCYANURATE INSULATION W/ 1/2" DENSDECK COVER BOARD TO MEET A MINIMUM CONTINUOUS R-30 VALUE - THICKNESS AS REQUIRED. PROVIDE POSITIVE SLOPE TO ALL ROOF DRAINS. SEE ROOF PLAN. PROVIDE TOP LAYER PROTECTION MATERIAL AS PER MANUFACTURER'S RECOMMENDATIONS. BOTTOM LAYER OF INSULATION TO HAVE INTEGRAL THERMAL BARRIER OR APPROVED ROOFING MANUFACTURER'S THERMAL UNDERLAYMENT SHEET. ASSEMBLY SHALL COMPLY WITH: UL 1256 OR FMG 4450 AND ASTM C 1289, TYPE I OR II.
5. TAPERED INSULATION:
PROVIDE TAPERED INSULATION AS REQUIRED FOR POSITIVE DRAINAGE TO ROOF DRAINS AS INDICATED PER ROOF PLAN ABOVE. 3/4" PER FOOT MIN. REQUIRED.
6. EXHAUST FANS:
PROVIDE ADDITIONAL LAYER OF ROOF MEMBRANE AROUND EXHAUST FANS AS INDICATED PER ROOF PLAN ABOVE.



McDonald's USA, LLC

2022 STANDARD BUILDING - BB20
4597 - WOOD/WOOD

DESCRIPTION: WOOD BEARING WALLS W/HARDBOARD SIDING, WOOD ROOF TRUSS FRAMING, E.L.F.S./BATTEN/HARDBOARD SIDING EXTERIOR FINISH

024-1290.00.0
A1.3
ROOF PLAN

DATE ISSUED: 10/04/2022
REVIEWED BY: RH
STANDARD: BB20
DATE: 2022-10-04


PREPARED FOR: McDonald's USA, LLC
DRAWN BY: SO
STD ISSUE DATE: 2022-10-04

PREPARED BY: Robert Kempes
ARCHITECT
3000 W. STATE ST. #100
SPRINGFIELD, MO 65804
TEL: 417-831-1111
FAX: 417-831-1112

REVIEWED FOR COMPLIANCE WITH THE CITY CODE, ADOPTED BUILDING CODES, ZONING ORDINANCE AND DESIGN STANDARDS. THIS REVIEW AND APPROVAL DOES NOT RELIEVE THE DEVELOPER OR HIS AGENTS OF ANY RESPONSIBILITY FOR COMPLIANCE WITH ALL APPLICABLE REQUIREMENTS OR ADDRESS OR OVERRULE THE REQUIREMENTS OF OTHER JURISDICTIONS OR AGENCIES, UNLESS SPECIFICALLY NOTED OTHERWISE.

SIGNATURE: *Kevin R. Davis* DATE: 04/25/23

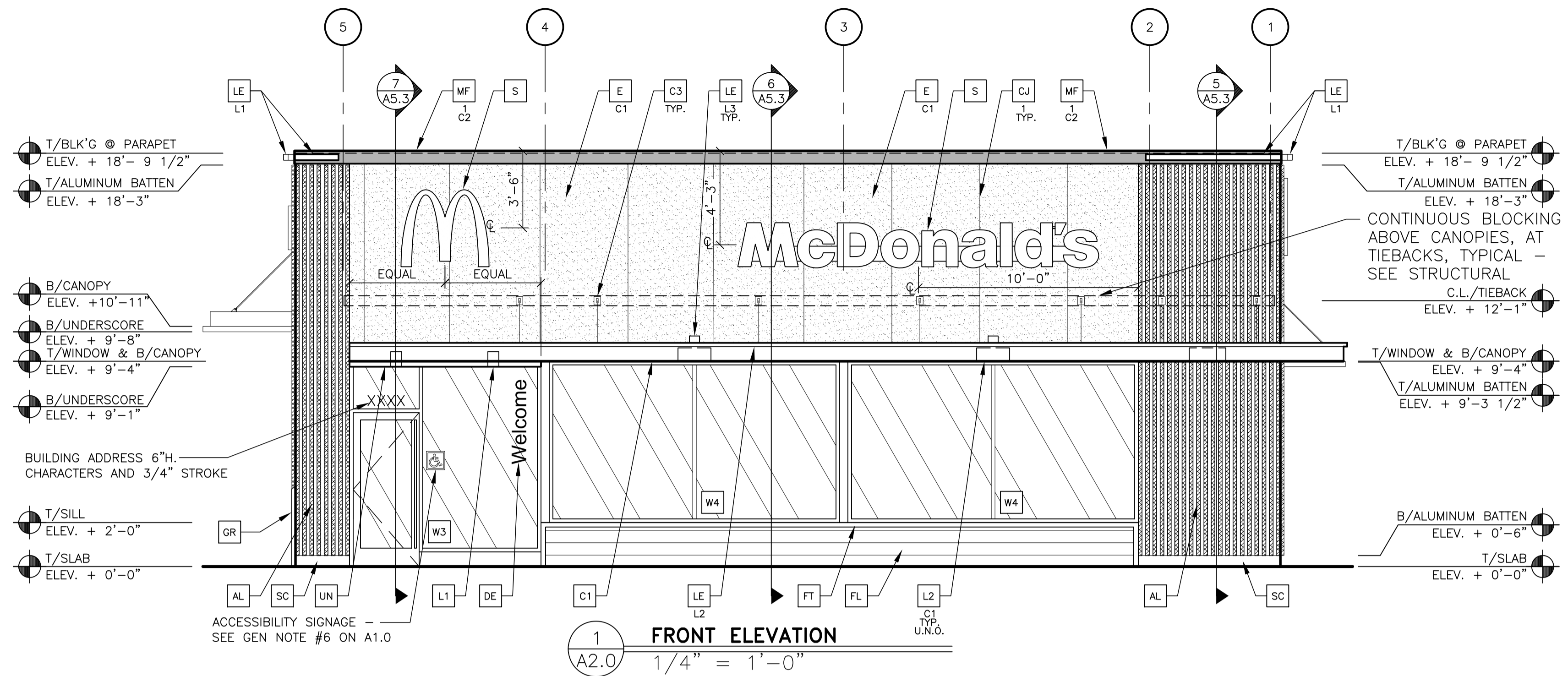
PRJ2023-00032



PREPARED BY: Robert Kempkes
ARCHITECT
1102 S. W. BIRCH ST.
SPRINGFIELD, MO 65804
TEL: 417-863-1111
FAX: 417-863-1112

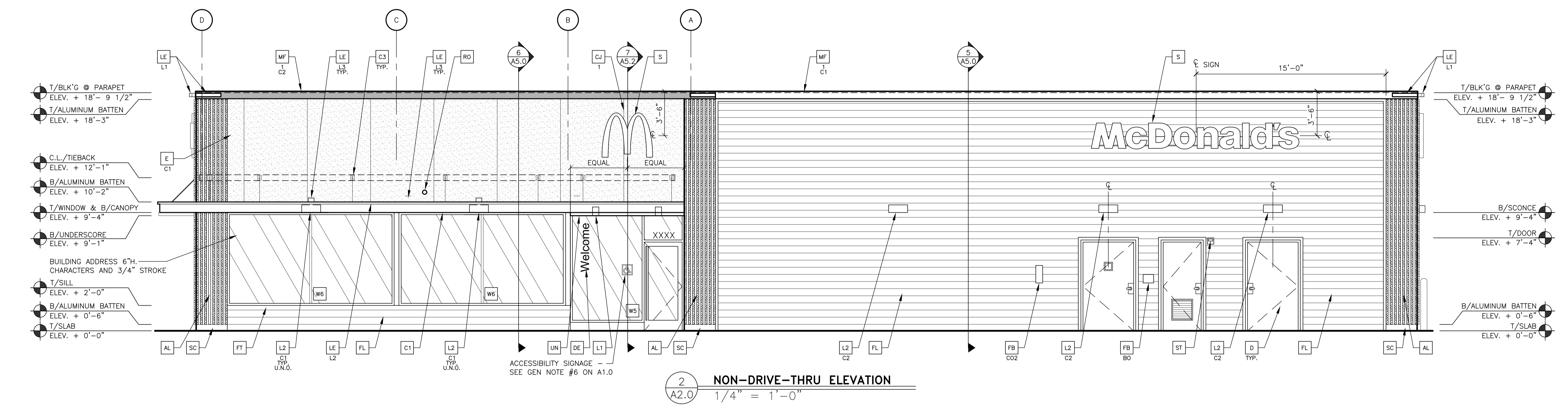
PREPARED FOR: McDonald's USA, LLC
© 2022 McDonald's USA, LLC
These drawings and specifications are the confidential and proprietary property of McDonald's USA, LLC and shall not be copied or reproduced without written authorization. The contract documents were prepared not suitable for use on a different site or at a later time. Use of these drawings for reference or example on another project requires the contract documents for reuse on another project is not authorized.

TITLE: 2022 STANDARD BUILDING - BB20
DESCRIPTION: WOOD BEARING WALLS W/HARDBOARD SIDING WOOD ROOF TRUSS FRAMING E.L.F.S./BATTEN/HARDBOARD SIDING EXTERIOR FINISH
SITE ADDRESS: 3720 W. Sunshine Springfield, MO
DRAWN BY: SO
STD ISSUE DATE: 2022-10
REVIEWED BY: RH
DATE ISSUED: 10-04-2022
024-1290.00.0
A2.0
ELEVATIONS



1 FRONT ELEVATION
1/4" = 1'-0"

3 NOT USED
1/4" = 1'-0"



2 NON-DRIVE-THRU ELEVATION
1/4" = 1'-0"


KEY NOTES (DESERT COLOR SCHEME):

- AL ALUMINUM BATTEN SYSTEM
SIZE: 2"x2" PROFILE
COLOR: WOOD GRAIN, BACKRAIL UNFINISHED, ENDCAP PAINTED TO MATCH SUBSTRATE; 1/2" EXTERIOR HIGH DENSITY OVERLAY (HDO) PLYWOOD, BB, GROUP 1, HDO BOTH FACES, APA TRADEMARKED. COURSE GRIT SAND SURFACES PRIOR TO PRIMING. PRIME AND PAINT BOTH SIDES AND ALL EDGES PRIOR TO INSTALLATION. SUBSTRATE COLOR: "IRON ORE" 7069 BY SHERWIN WILLIAMS
- AP ALPOLIC METAL PANEL (COLOR: RAL 7022)
- C1 ALUMINUM CANOPY SYSTEM W/FASCIA
COLOR: WHITE
- C2 ALUMINUM CANOPY SYSTEM
COLOR: RAL 7022
- C3 ALUMINUM CANOPY TIEBACK
GC TO PROVIDE CONTINUOUS BLOCKING ON WALL BEHIND TIEBACKS, WHEN TIEBACKS ARE INSTALLED ON METAL PANELING. SEE DETAIL 3/A5.0
- CJ CONTROL JOINT
1-TYPE: 1 = EIFS
- D HOLLOW METAL DOOR
PAINT: "FAIRVIEW TAUPE" HC-85 BY BENJAMIN MOORE
- DE DECAL BY GRAPHICS SUPPLIER
SURFACE APPLIED, FIELD INSTALLED, PRE CUT, PRE SPACED. SUPPLIERS:
VOMELA (865) 330-7337, ann.bowen@vomela.com
GFX INTERNATIONAL (847) 543-4600, mcdonaldsdecor@gfxi.com
- E EXTERIOR INSULATION FINISH SYSTEM (E.I.F.S.)
C1-COLOR:
C1 = "IRON ORE" 7069 BY SHERWIN WILLIAMS
C2 = "FAIRVIEW TAUPE" HC-85 BY BENJAMIN MOORE
- EJ EXPANSION JOINT. SEE DETAIL 7/A4.1
- FB CO2 = BULK CO2 FILL BOX (EQPM SCHEDULE ITEM 49.00)
RO = BULK OIL FILL BOX (EQPM SCHEDULE ITEM 700.18)
- FL FIBER CEMENT LAP SIDING; HARDBOARD LAP SIDING,
BEADED SMOOTH, 8 1/4" WIDTH, 7" EXPOSURE, HZ5,
COLOR: AGED PEWTER
- FT FIBER CEMENT TRIM: HARDBOARD, 4/4 SMOOTH,
1 5/8" & 3 1/2" WIDTH, 3/4" THICK, HZ5, COLOR:
AGED PEWTER (CHECK 1 5/8" PRE-Paint AVAILABILITY)
- GR GUARD RAIL -SEE SITE PLAN FOR EXACT LOCATION AND LENGTH
PAINT: "IRON ORE" 7069 BY SHERWIN WILLIAMS
- L1 RECESSED DOWN LIGHT FIXTURE - SEE ELECTRICAL
COLOR: GOLD
- L2 RADIAL SCONCE LIGHT FIXTURE - SEE ELECTRICAL
C1-COLOR:
C1= WHITE
C2= PLATINUM SILVER
- LE ACCENT LIGHTING - SEE ELECTRICAL
L1-LED LIGHT:
L1 = SLIM LED (DOWN ONLY)
L2 = INTEGRAL CANOPY FIXTURE
L3 = UP ONLY FLOOD FIXTURE
- MF METAL FASCIA
1-TYPE:
1 = PRE-FAB ANCHOR-TITE FASCIA
2 = BOTTOM TRIM AT METAL REVEAL PANEL
3 = VERTICAL TRIM AT METAL REVEAL PANEL CORNERS, CLOSURES
COLOR:
C1= WEATHERED ZINC
C2= RAL 7022 RACEWAY
- PB PIPE BOLLARD - PAINTED YELLOW
- PT (RMHC) COIN COLLECTOR
MODEL: #WPT STD
CALL 1-888-743-7435 TO ORDER
- RO ROOF DRAIN OVERFLOW PIPE PAINT TO MATCH SURROUNDING MATERIAL
- KB SERIES 3200 RECESSED KNOX BOX W/ HINGED
DOOR MOUNT @ 72# TO TOP OFF RMK SHELL
- S McDONALD'S SIGNAGE BY OTHERS - UNDER SEPARATE PERMIT.
C1-COLOR:
C1= WEATHERED ZINC RACEWAY
C2= RAL 7022 RACEWAY
- ST CO2 STROBE/ALARM. SEE MECHANICAL DRAWINGS
FOR SPECIFICATION.
- SC STUCCO
C1-COLOR:
C1 = "IRON ORE" 7069 BY SHERWIN WILLIAMS
- UN METAL UNDERSCORE
COLOR: GOLD
- W1 EXTERIOR WINDOW ASSEMBLY - TEMPERED GLASS
COLOR: DARK BRONZE
- W2 DRIVE-THRU WINDOW BY READY ACCESS
MODEL: 600 SERIES, 36" SERVICE HEIGHT WITH TRANSOM, MANUAL
OPEN; ELECTRONIC RELEASE
COLOR: DEEP BRONZE
SLIDE DIRECTION: RL = RIGHT TO LEFT
LR = LEFT TO RIGHT

REVIEWED FOR COMPLIANCE WITH THE CITY CODE, ADOPTED BUILDING CODES, ZONING ORDINANCE AND DESIGN STANDARDS. THIS REVIEW AND APPROVAL DOES NOT RELIEVE THE DEVELOPER OR HIS AGENTS OF ANY RESPONSIBILITY FOR COMPLIANCE WITH ALL APPLICABLE REQUIREMENTS OR ADDRESS OR OVERRULE THE REQUIREMENTS OF OTHER JURISDICTIONS OR AGENCIES, UNLESS SPECIFICALLY NOTED OTHERWISE.

04/25/23
DATE

2023-00032



PREPARED BY:
Robert Kempkes
ARCHITECT
312 CENTRAL AVE. STE. 204
SPRINGFIELD, MO 65702
PH: 417-863-3166 FAX: 417-863-3459

PREPARED FOR:
McDonald's USA, LLC
© 2022 McDonald's USA, LLC
These drawings and specifications are the confidential and proprietary property of McDonald's USA, LLC and shall not be copied or reproduced without written authorization. The contract documents were prepared not suitable for use on a different site or at a later time. Use of these drawings for reference or example on another project requires the contract documents for reuse on another project is not authorized.

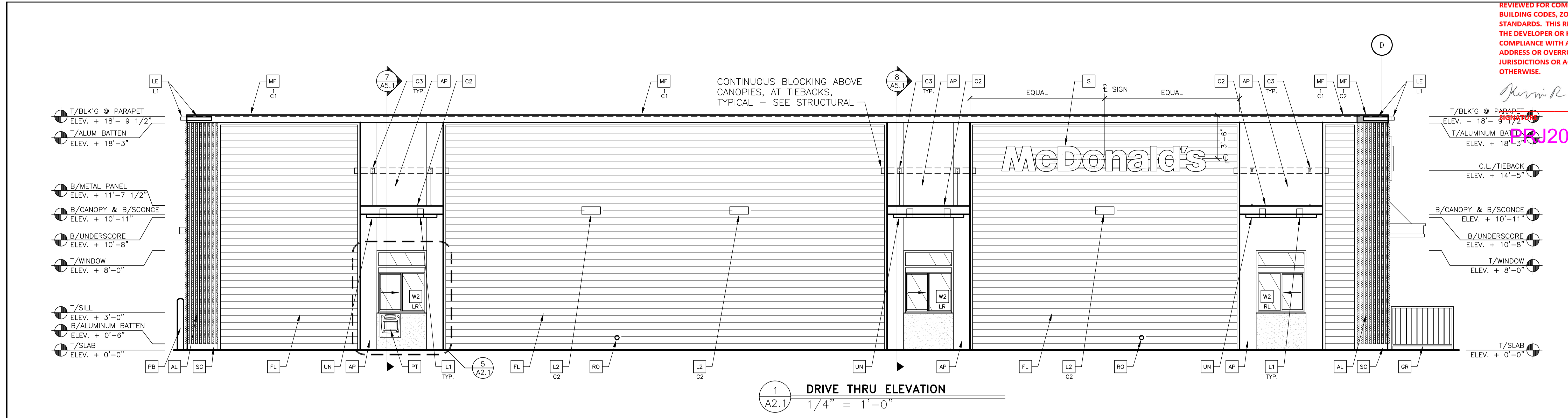
TITLE: 2022 STANDARD BUILDING - BB20
DESCRIPTION: 4597 - WOOD/WOOD
WOOD BEARING WALLS W/HARDBOARD SIDING
WOOD ROOF TRUSS FRAMING
E.L.F.S./BATTEN/HARDBOARD SIDING EXTERIOR FINISH
SITE ADDRESS: 024-1290
3720 W Sunshine
Springfield, MO

DATE: 2022-10-04
ISSUED: 10-04-2022

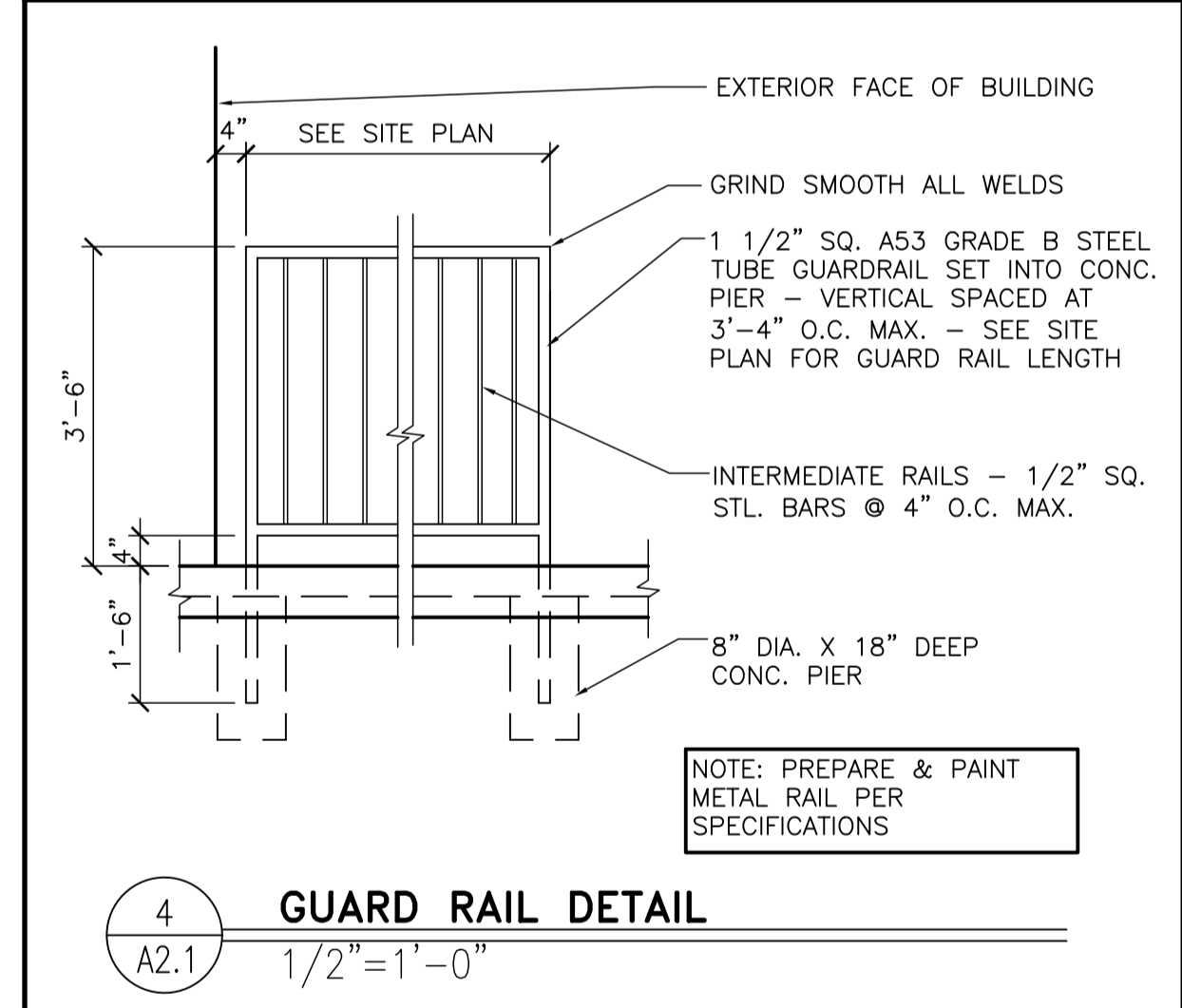
STANDARD BUILDING - BB20

024-1290.00.0

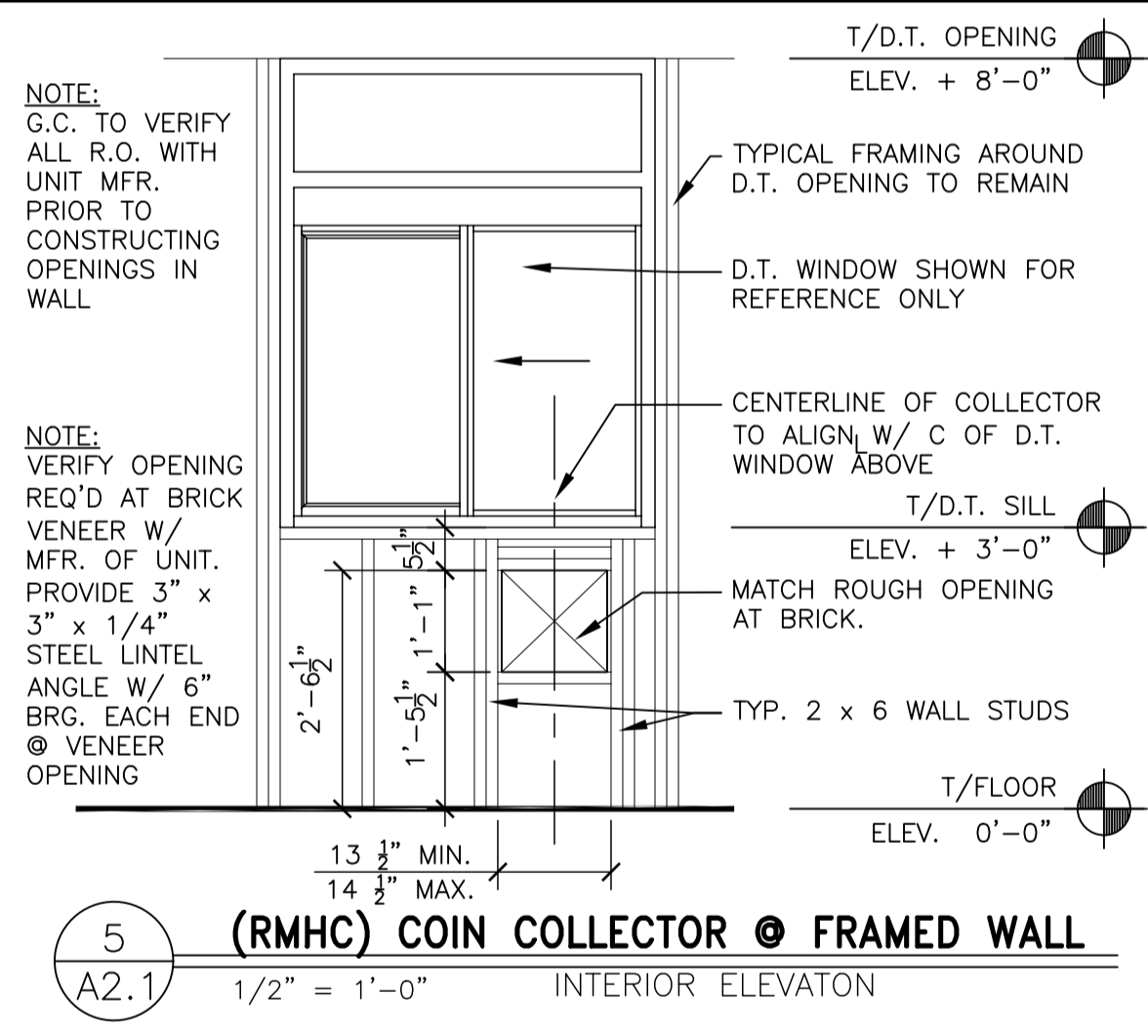
A2.1
ELEVATIONS



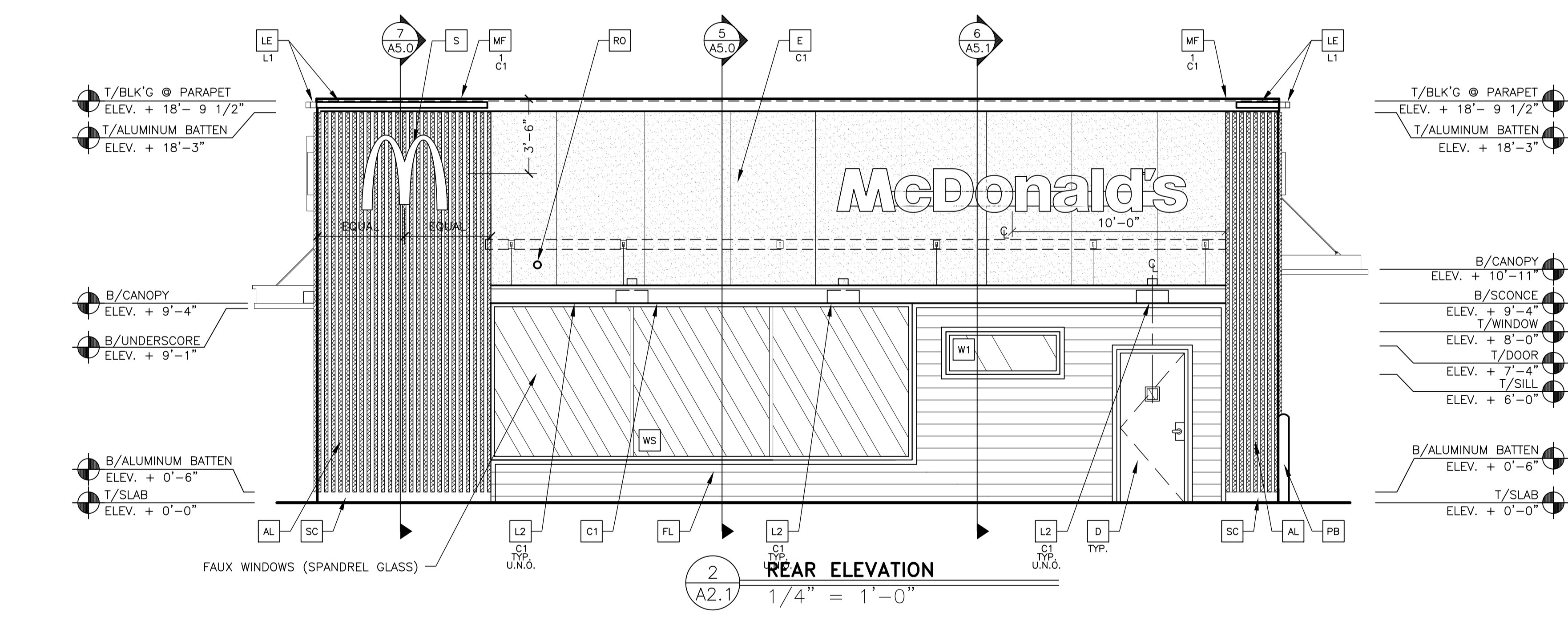
1 DRIVE THRU ELEVATION
1/4" = 1'-0"



4 GUARD RAIL DETAIL
1/2" = 1'-0"



5 (RMHC) COIN COLLECTOR @ FRAMED WALL
1/2" = 1'-0"



2 REAR ELEVATION
1/4" = 1'-0"


KEY NOTES (DESERT COLOR SCHEME):

- | | | | | | |
|---|---|---|---|---|--|
| <p>AL ALUMINUM BATTEN SYSTEM
SIZE: 2"x2" PROFILE
COLOR: WOOD GRAIN, BACKRAIL UNFINISHED, ENDCAP PAINTED TO MATCH SUBSTRATE: 1/2" EXTERIOR HIGH DENSITY OVERLAY (HDO) PLYWOOD, BB, GROUP 1, HDO BOTH FACES, APA TRADEMARKED, COURSE GRIT SAND SURFACES PRIOR TO PRIMING. PRIME AND PAINT BOTH SIDES AND ALL EDGES PRIOR TO INSTALLATION.
SUBSTRATE COLOR: "IRON ORE" 7069 BY SHERWIN WILLIAMS</p> <p>AP ALPOLIC METAL PANEL (COLOR: RAL 7022)</p> <p>C1 ALUMINUM CANOPY SYSTEM W/FASCIA
COLOR: WHITE</p> <p>C2 ALUMINUM CANOPY SYSTEM
COLOR: RAL 7022</p> <p>C3 ALUMINUM CANOPY TIEBACK
COLOR: RAL 7022
GC TO PROVIDE CONTINUOUS BLOCKING ON WALL BEHIND TIEBACKS, WHEN TIEBACKS ARE INSTALLED ON METAL PANELING.
SEE DETAIL 3/A5.0</p> | <p>CJ CONTROL JOINT
1-TYPE: 1 = EIFS</p> <p>D HOLLOW METAL DOOR
PAINT: "FAIRVIEW TAUPE" HC-85 BY BENJAMIN MOORE</p> <p>DE DECAL BY GRAPHICS SUPPLIER
SURFACE APPLIED, FIELD INSTALLED, PRE CUT, PRE SPACED.
SUPPLIERS:
VOMELA (865) 330-7337, ann.bowen@vomela.com
GFX INTERNATIONAL (847) 543-4600, mcdonaldsdecor@gfxi.com</p> <p>E EXTERIOR INSULATION FINISH SYSTEM (E.I.F.S.)
C1-COLOR:
C1 = "IRON ORE" 7069 BY SHERWIN WILLIAMS
C2 = "FAIRVIEW TAUPE" HC-85 BY BENJAMIN MOORE</p> <p>EJ EXPANSION JOINT, SEE DETAIL 7/A4.1</p> | <p>FB CO2 = BULK CO2 FILL BOX (EQPM SCHEDULE ITEM 49.00)
BO = BULK OIL FILL BOX (EQPM SCHEDULE ITEM 700.18)</p> <p>FL FIBER CEMENT LAP SIDING: HARDIEPLANK LAP SIDING, BEADED SMOOTH, 8 1/4" WIDTH, 7" EXPOSURE, H2S, COLOR: AGED PEWTER</p> <p>FT FIBER CEMENT TRIM: HARDIETRIM BOARDS, 4/4 SMOOTH, 1 5/8" & 3 1/2" WIDTH, 3/4" THICK, H2S, COLOR: AGED PEWTER (CHECK 1 5/8" PRE-PAINT AVAILABILITY)</p> <p>GR GUARD RAIL - SEE SITE PLAN FOR EXACT LOCATION AND LENGTH
PAINT: "IRON ORE" 7069 BY SHERWIN WILLIAMS</p> <p>L1 RECESSED DOWN LIGHT FIXTURE - SEE ELECTRICAL
COLOR: GOLD</p> | <p>L2 RADIAL SCONCE LIGHT FIXTURE - SEE ELECTRICAL
C1-COLOR:
C1 = WHITE
C2 = PLATINUM SILVER</p> <p>LE ACCENT LIGHTING - SEE ELECTRICAL
L1-LED LIGHT:
L1 = SLIM LED (DOWN ONLY)
L2 = INTEGRAL CANOPY FIXTURE
L3 = UP ONLY FLOOD FIXTURE</p> <p>MF METAL FASCIA
1-TYPE:
1 = PRE-FAB ANCHOR-TITE FASCIA
2 = BOTTOM TRIM AT METAL REVEAL PANEL
3 = VERTICAL TRIM AT METAL REVEAL PANEL CORNERS, CLOSURES
C-COLOR:
C1 = WEATHERED ZINC
C2 = RAL 7022</p> | <p>PB PIPE BOLLARD - PAINTED YELLOW</p> <p>PT (RMHC) COIN COLLECTOR
MODEL: #WPT STD
CALL 1-888-743-7435 TO ORDER</p> <p>RO ROOF DRAIN OVERFLOW PIPE PAINT TO MATCH SURROUNDING MATERIAL</p> <p>KB SERIES 3200 RECESSED KNOX BOX W/ HINGED DOOR MOUNT @ 72# TO TOP OFF RMK SHELL</p> <p>S McDONALD'S SIGNAGE BY OTHERS - UNDER SEPARATE PERMIT.
C1-COLOR:
C1 = WEATHERED ZINC RACEWAY
C2 = RAL 7022 RACEWAY</p> | <p>ST CO2 STROBE/ALARM. SEE MECHANICAL DRAWINGS FOR SPECIFICATION.</p> <p>SC STUCCO
C1-COLOR:
C1 = "IRON ORE" 7069 BY SHERWIN WILLIAMS</p> <p>UN METAL UNDERSCORE
COLOR: GOLD</p> <p>W1 EXTERIOR WINDOW ASSEMBLY - TEMPERED GLASS
COLOR: DARK BRONZE</p> <p>W2 DRIVE-THRU WINDOW BY READY ACCESS
MODEL: 600 SERIES, 36" SERVICE HEIGHT WITH TRANSOM, MANUAL OPEN, ELECTRONIC RELEASE
SLIDE DIRECTION: RL = RIGHT TO LEFT
LR = LEFT TO RIGHT</p> |
|---|---|---|---|---|--|

REVIEWED FOR COMPLIANCE WITH THE CITY CODE, ADOPTED BUILDING CODES, ZONING ORDINANCE AND DESIGN STANDARDS. THIS REVIEW AND APPROVAL DOES NOT RELIEVE THE DEVELOPER OR HIS AGENTS OF ANY RESPONSIBILITY FOR COMPLIANCE WITH ALL APPLICABLE REQUIREMENTS OR ADDRESS OR OVERRULE THE REQUIREMENTS OF OTHER JURISDICTIONS OR AGENCIES, UNLESS SPECIFICALLY NOTED OTHERWISE.

Signature: *Kevin R. Davis*
DATE: 04/25/23

SIGNATURE: *Kevin R. Davis*
DATE: 04/25/23
PRJ2023-00032



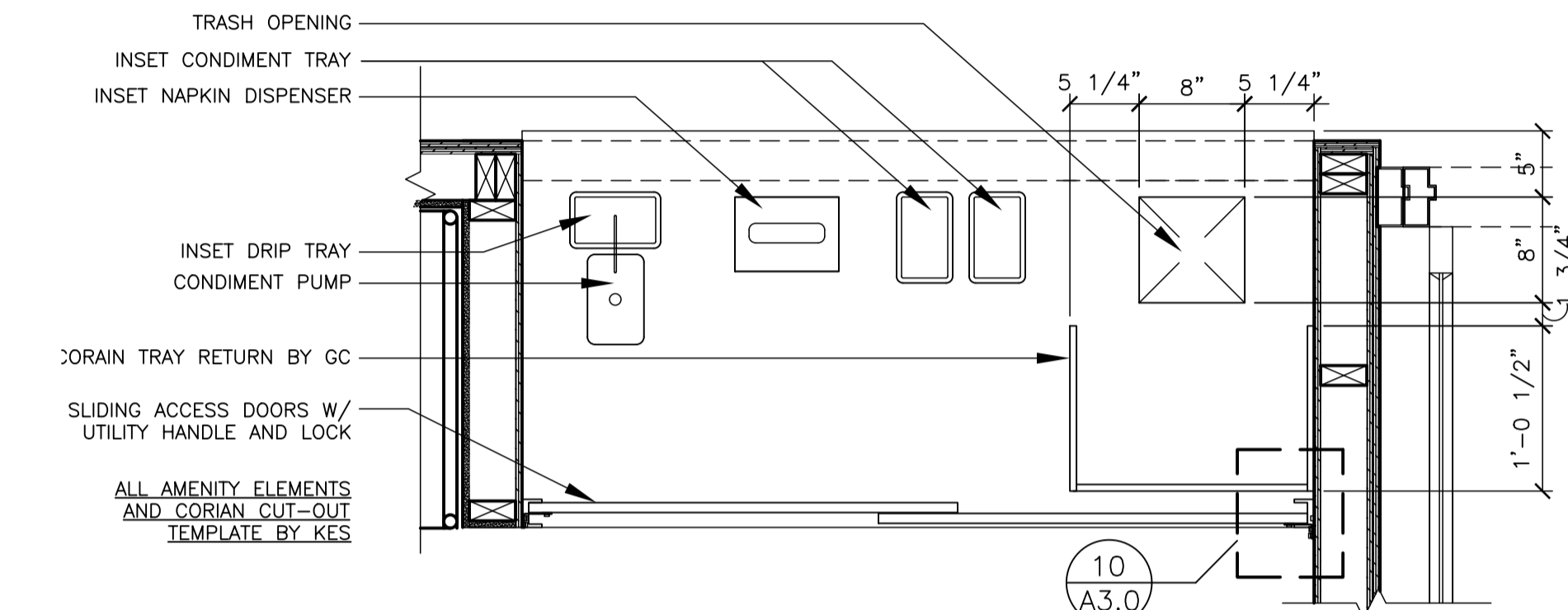
PREPARED BY:
Robert Kempkes
ARCHITECT
3001 W. STATE ST. #200
SPRINGFIELD, MO 65804
TEL: 417-831-3136 FAX: 417-831-3137

PREPARED FOR:
McDonald's USA, LLC
© 2022 McDonald's USA, LLC
These drawings and specifications are the confidential and proprietary property of McDonald's USA, LLC and shall not be copied or reproduced without written authorization. The contract documents were prepared not suitable for use on a different site or at a later time. Use of these drawings for reference or example on another project requires the contract documents for reuse on another project is not authorized.

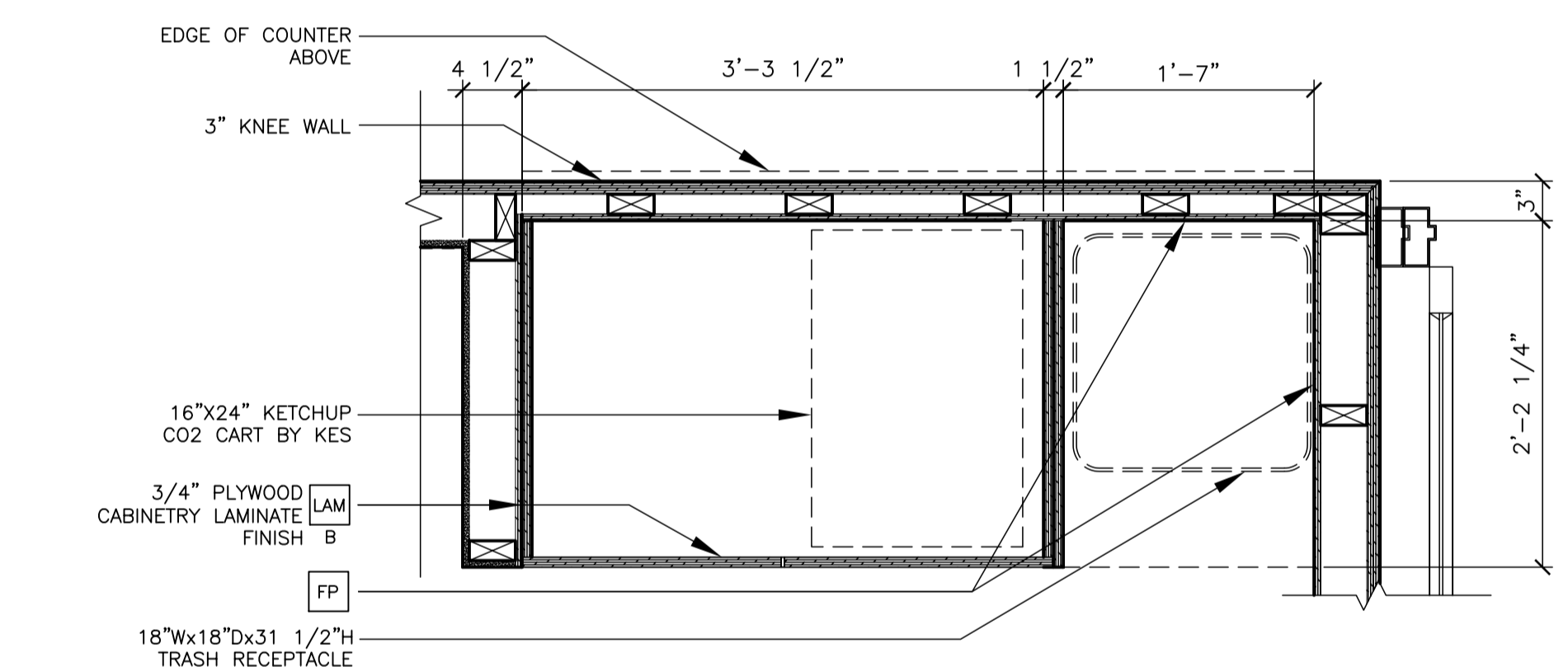
DRAWN BY: SO
STD ISSUE DATE: 2022-10
REVIEWED BY: RH
DATE ISSUED: 10-04-2022
SITE ADDRESS: 3720 W Sunshine
Springfield, MO

TITLE: 2022 STANDARD BUILDING - BB20
DESCRIPTION: 4597 - WOOD/WOOD
WOOD BEARING WALLS W/HARDBOARD SIDING
WOOD ROOF TRUSS FRAMING
E.L.F.S./BATTEN/HARDBOARD SIDING EXTERIOR FINISH
SITE ID: 024-1290
024-1290
3720 W Sunshine
Springfield, MO

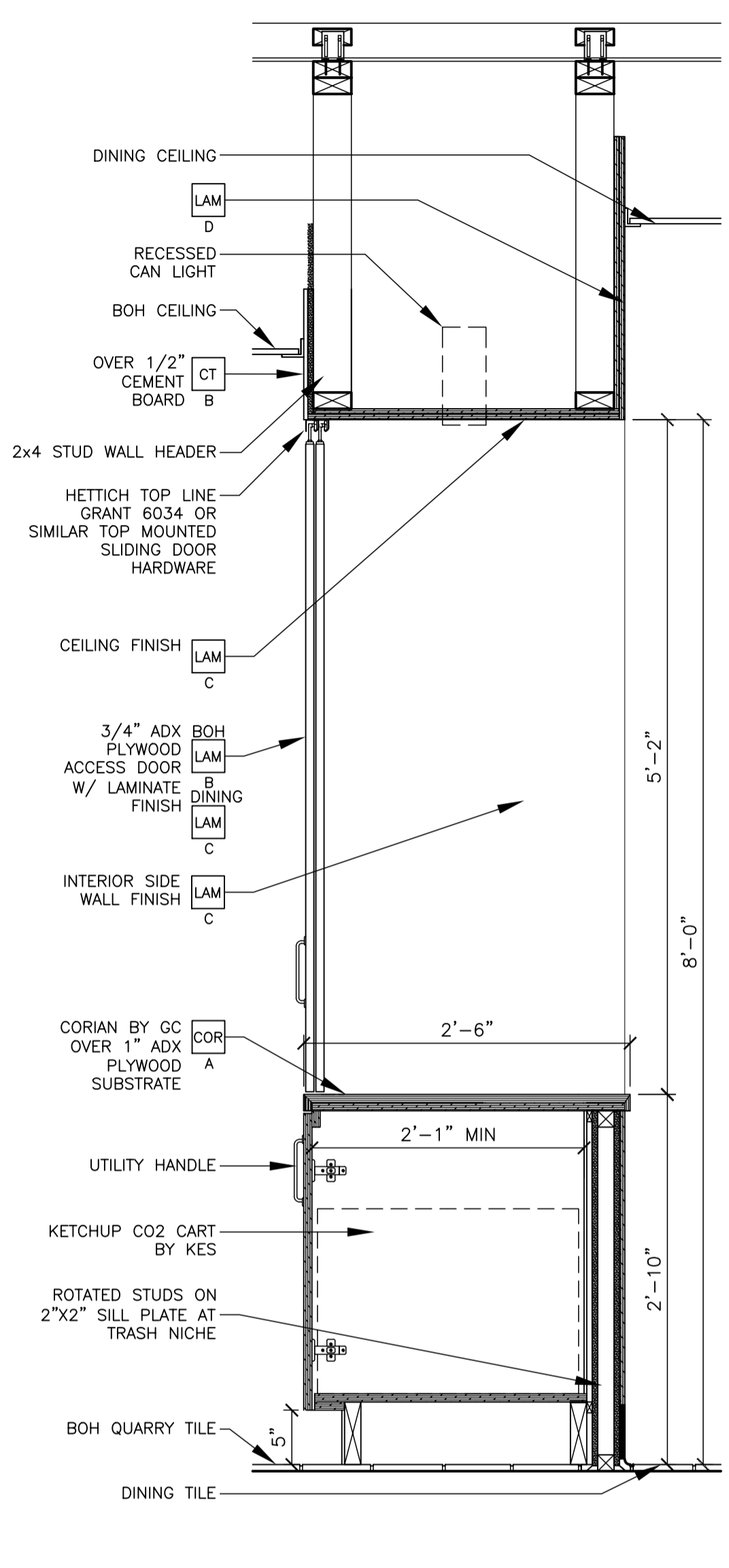
SHEET NO. **A3.0**
AMENITY STATION DETAILS



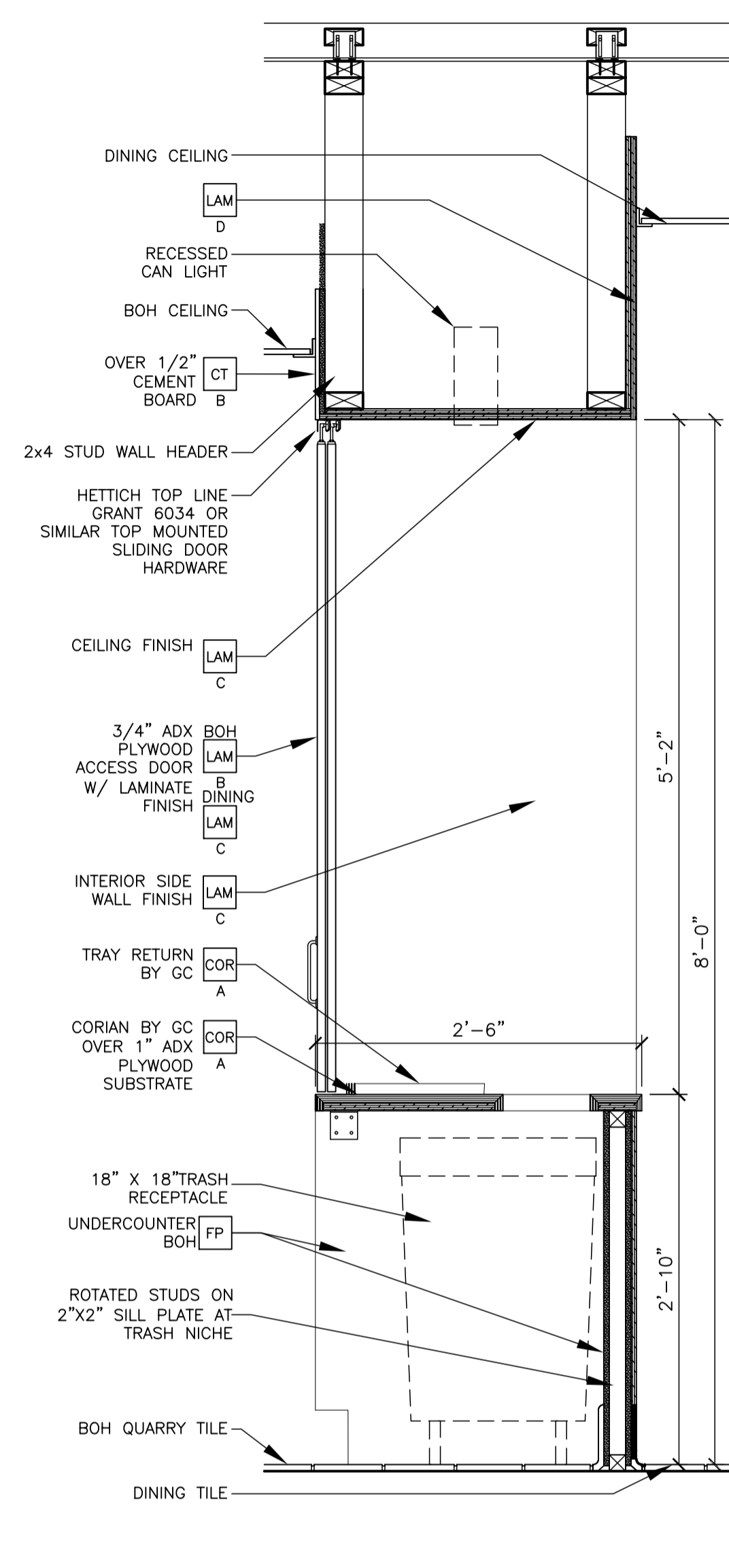
12 ENLARGED AMENITY TOWER PLAN
A3.0 1" = 1'-0"



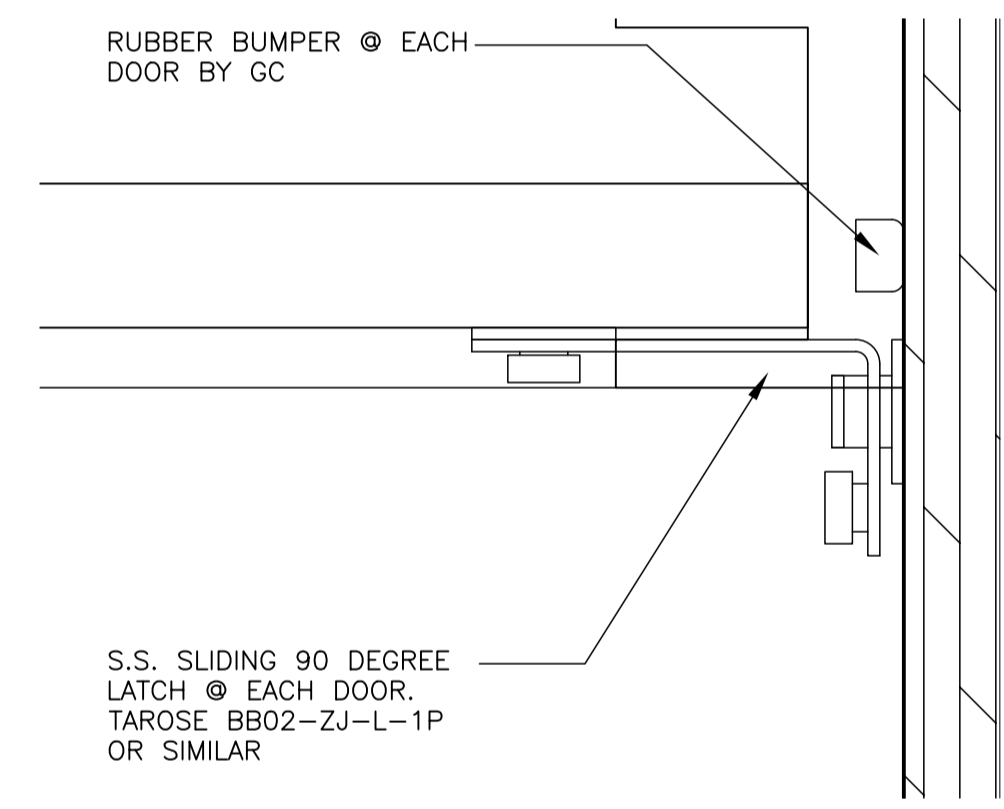
7 AMENITY TOWER SECTION
A3.0 1" = 1'-0"



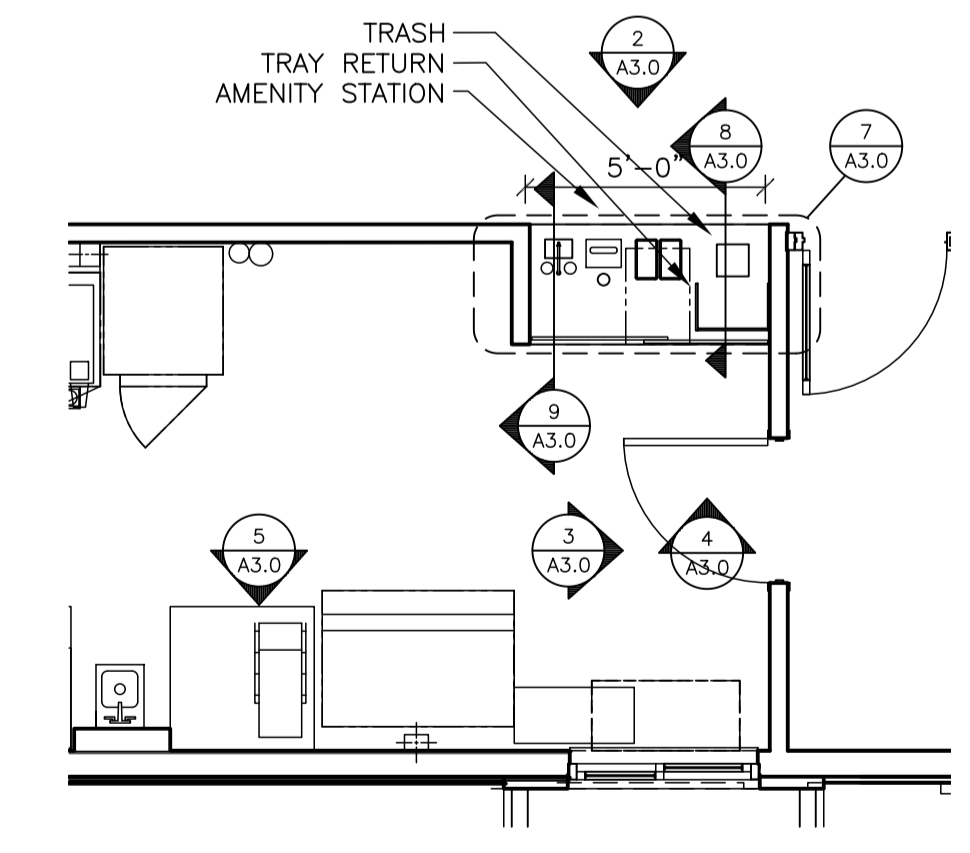
9 SECTION DETAIL @ CABINET
A3.0 1" = 1'-0"



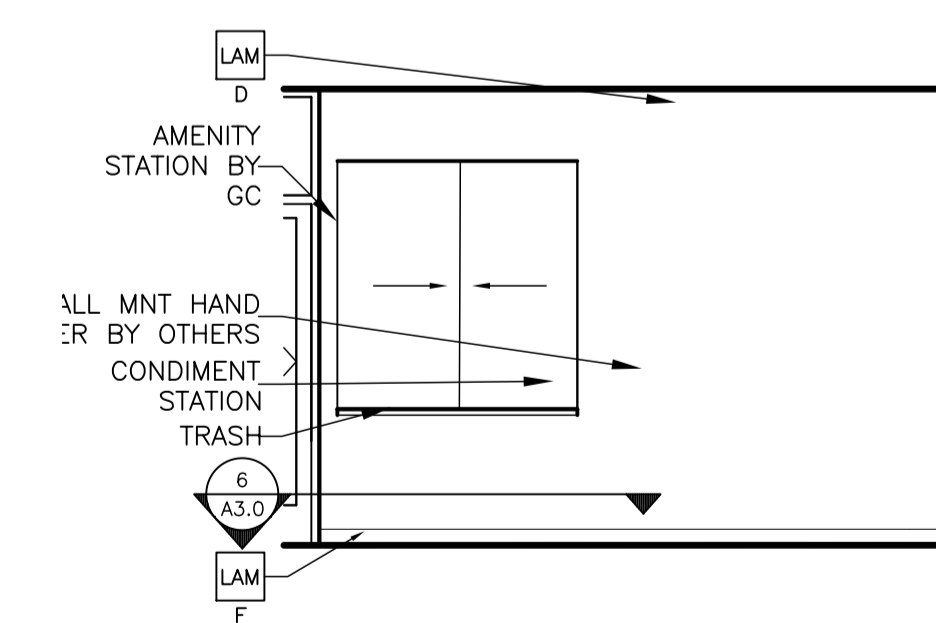
8 SECTION DETAIL @ TRASH
A3.0 1" = 1'-0"



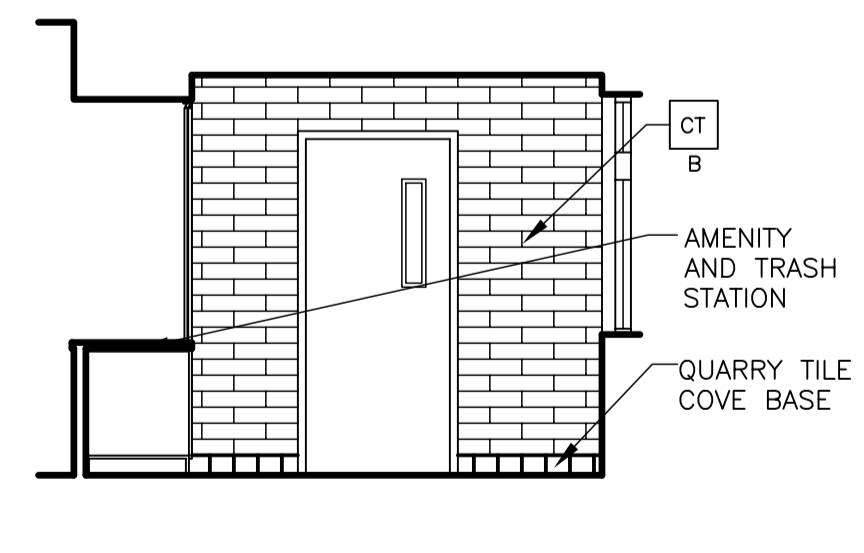
10 DOOR JAMB DETAIL
A3.0 1'-0" = 1'-0"



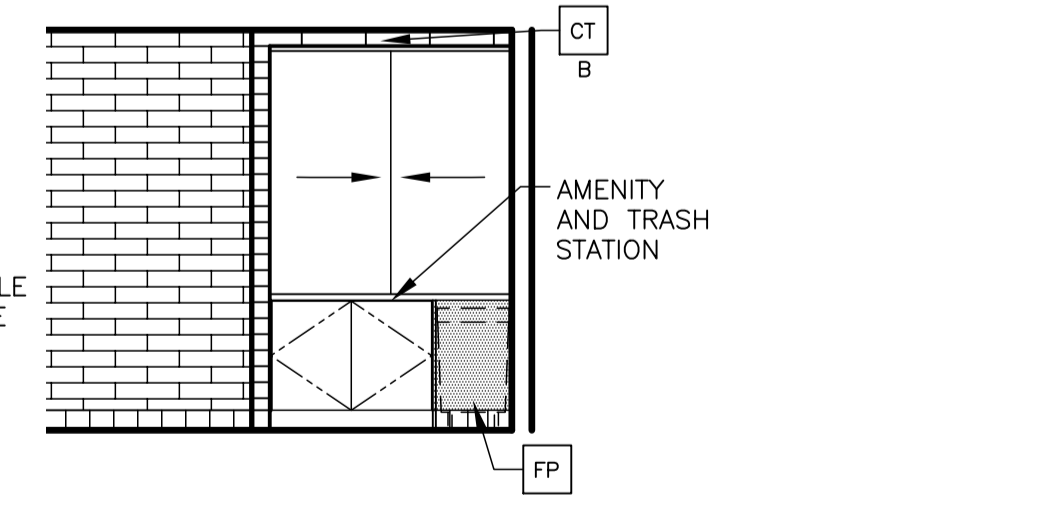
1 AMENITY STATION PLAN
A3.0 1/4" = 1'-0"



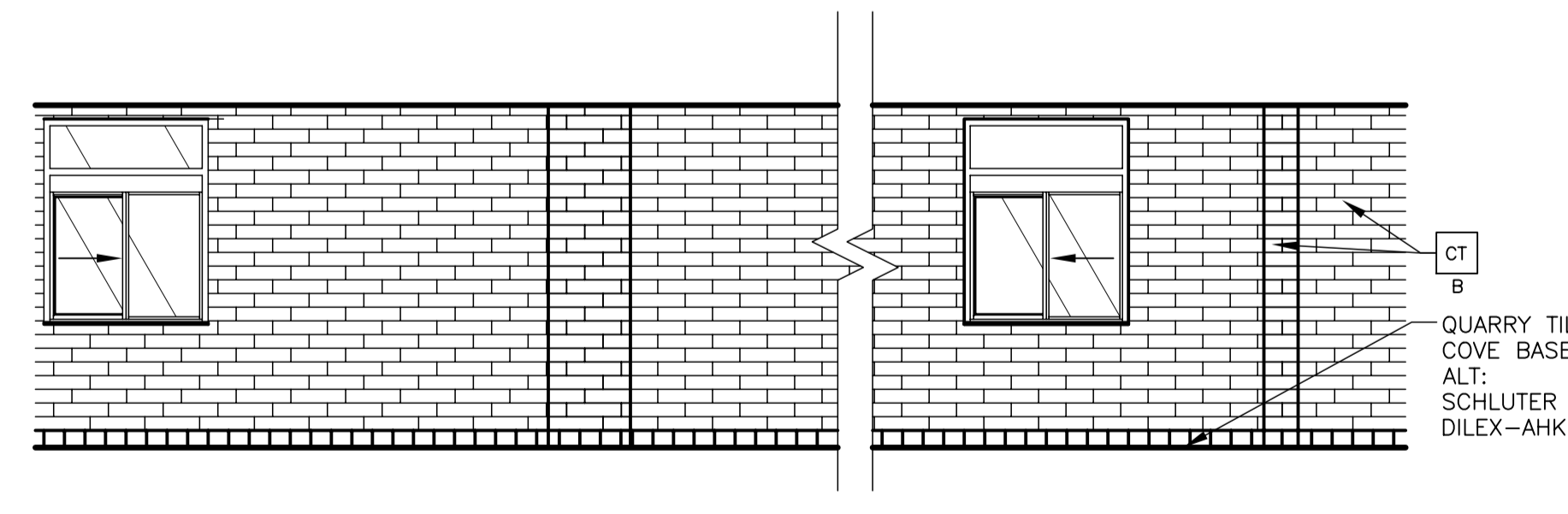
2 DINING ROOM ELEVATION
A3.0 1/4" = 1'-0"



3 CREW DOOR ELEVATION
A3.0 1/4" = 1'-0"



4 DELIVERY AND AMENITY ELEV.
A3.0 1/4" = 1'-0"



5 DRIVE THROUGH ELEVATION
A3.0 1/4" = 1'-0"

KEY NOTES

CG CORNER GUARD: 3/4" ANGLE BY DECOR
X COLOR:
A = BLACK
COR CORIAN:
X COLOR:
A = 1/2" CORIAN CAMEO WHITE
B = 1/2" CORIAN DEEP TITANIUM

CT WALL TILE: CROSSVILLE - COLOR BY NUMBERS
COLOR: INTUITIVE GRAY. SIZE: 4"x12", PATTERN: RUNNING BOND
GROUT: MAPEI 02 PEWTER - JOINT TO BE 3/16" MAX.
USE THIS TILE WHEN HIGH LRV IS REQUIRED
COORDINATE WITH THE McDONALD'S AREA CONSTRUCTION MANAGER
FR FIBERGLASS REINFORCED PLASTIC (FRP) - PANOLAM, GRAY SMOOTH, CLASS C, .075. REFER TO ROOM FINISH SCHEDULE SHEET A6.1 FOR INSTALLATION LOCATIONS. FOR ORDERING, CONTACT KIMBERLY LAWSON Kimberly.Lawson@panolam.com 1-866-925-4377

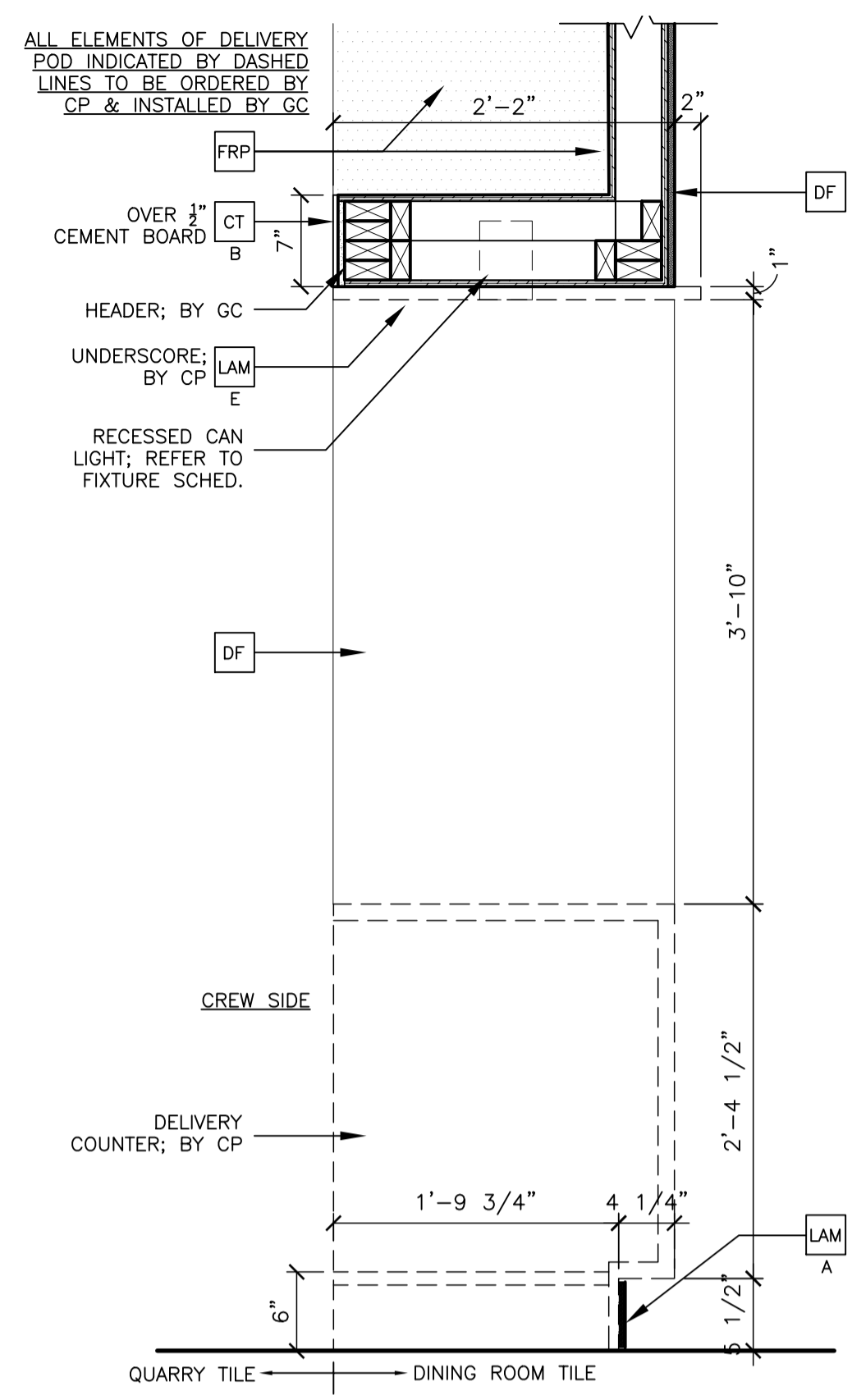
LAM LAMINATE:
X COLOR:
A = IDMB / DIG. MERCH., SMOOTH BLACK PLASTIC LAMINATE BY GC
B = WHITE PLASTIC LAMINATE BY GC
C = LAMITECH GRAPHITE K MATTE FINISH BY GC
D = SEE DECOR DRAWINGS, MFR BY DECOR. PURCHASE AND INSTALL BY GC
E = McDELIVERY UNDERSCORE, LAMITECH GOLDEN
F = BASE BOARD, FORMICA COMPACT LAMINATE MATTE BLACK BY GC

GENERAL NOTES

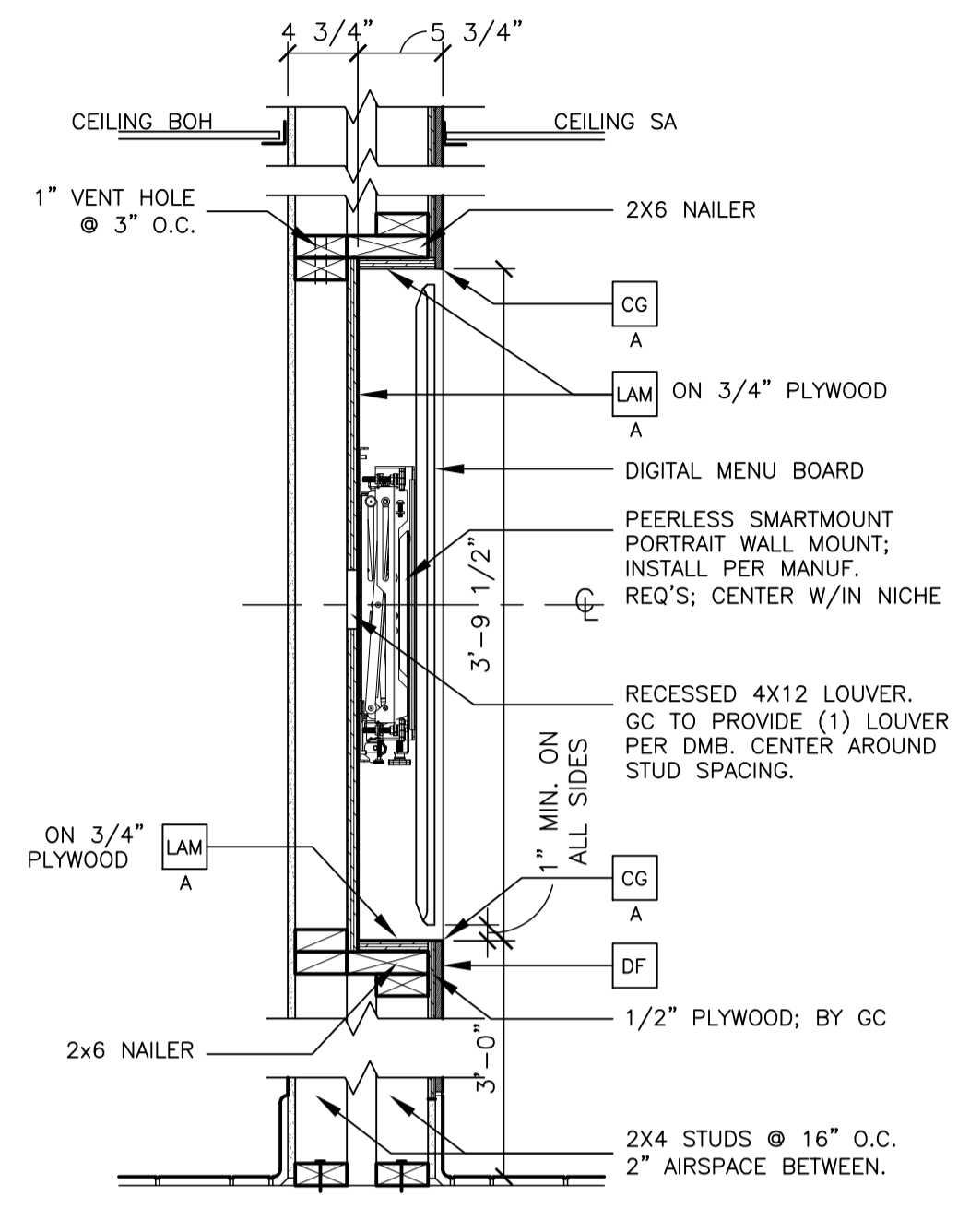
- ALL WALL LAMINATE PANELING MANUFACTURED BY DECOR PURCHASE AND INSTALL BY GC UNO
- A&E TO VERIFY LOCATION AND QUANTITY OF LIGHTS AND DIFFUSERS AFTER SERVICE AREA WALL ADDITION

REVIEWED FOR COMPLIANCE WITH THE CITY CODE, ADOPTED BUILDING CODES, ZONING ORDINANCE AND DESIGN STANDARDS. THIS REVIEW AND APPROVAL DOES NOT RELIEVE THE DEVELOPER OR HIS AGENTS OF ANY RESPONSIBILITY FOR COMPLIANCE WITH ALL APPLICABLE REQUIREMENTS OR ADDRESS OR OVERRULE THE REQUIREMENTS OF OTHER JURISDICTIONS OR AGENCIES, UNLESS SPECIFICALLY NOTED OTHERWISE.

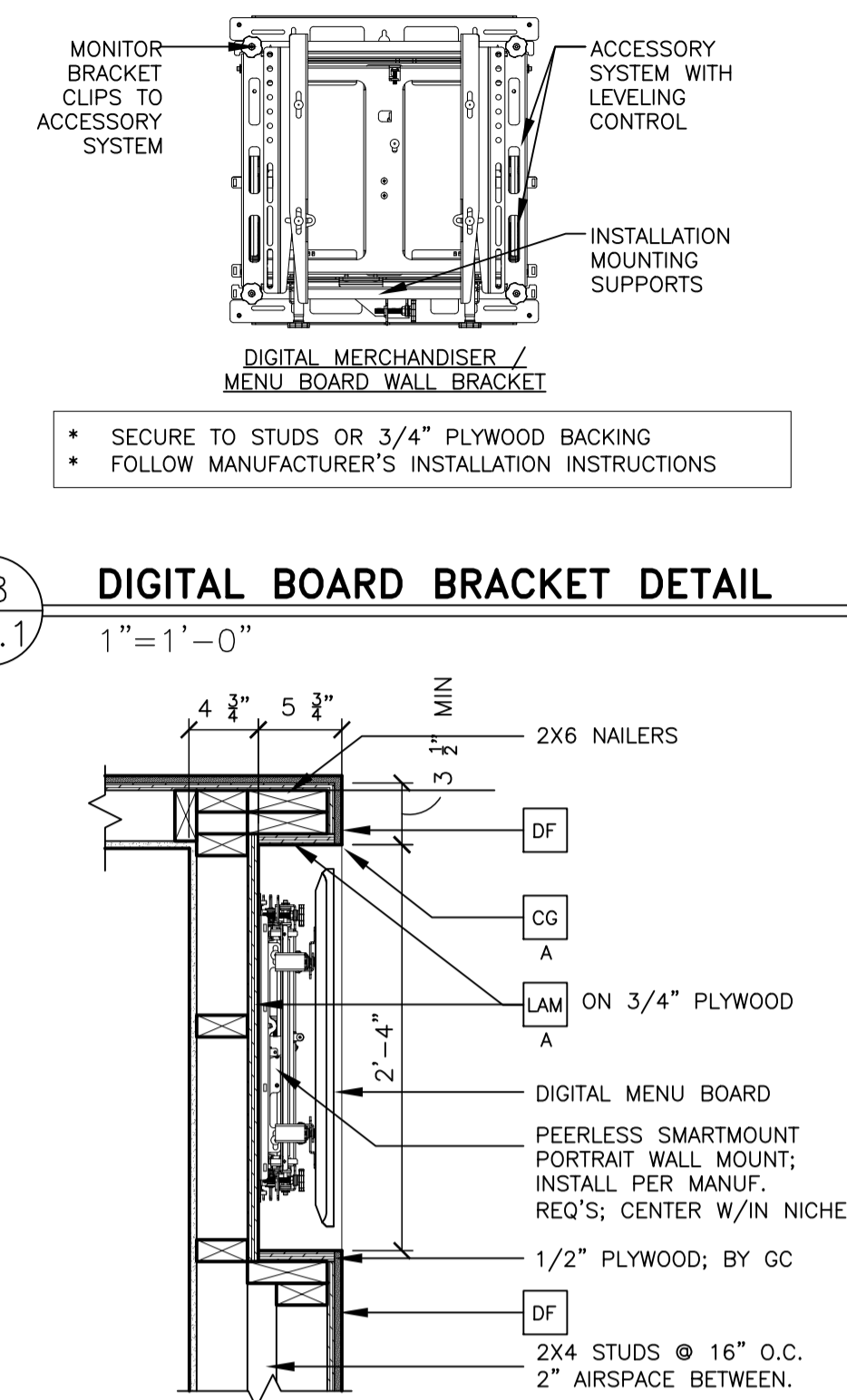
Signature: *Robert Kempkes*
DATE: 04/25/23
PRJ2023-00032



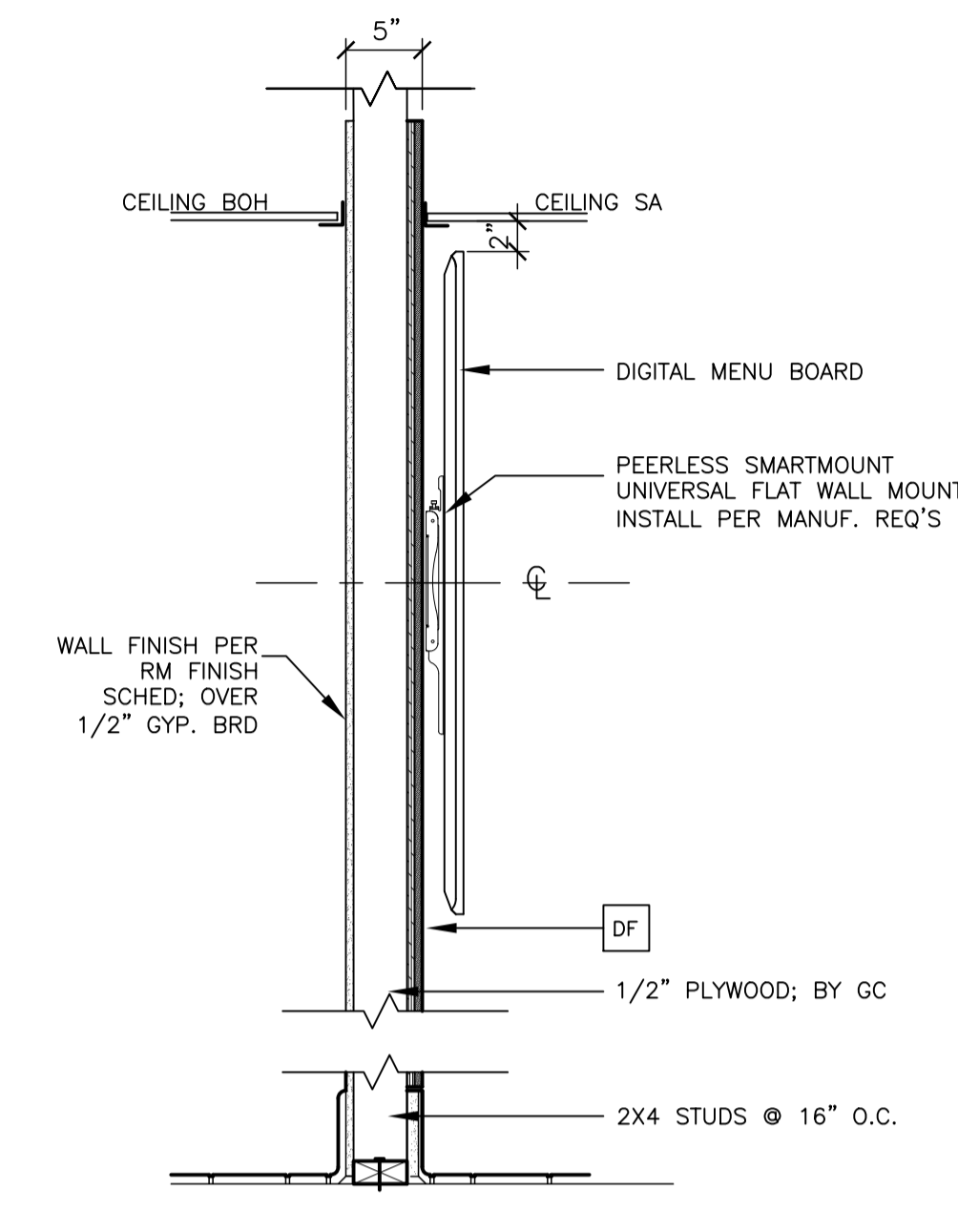
15 SECTION @ DELIVERY POD
A3.1 1" = 1'-0"



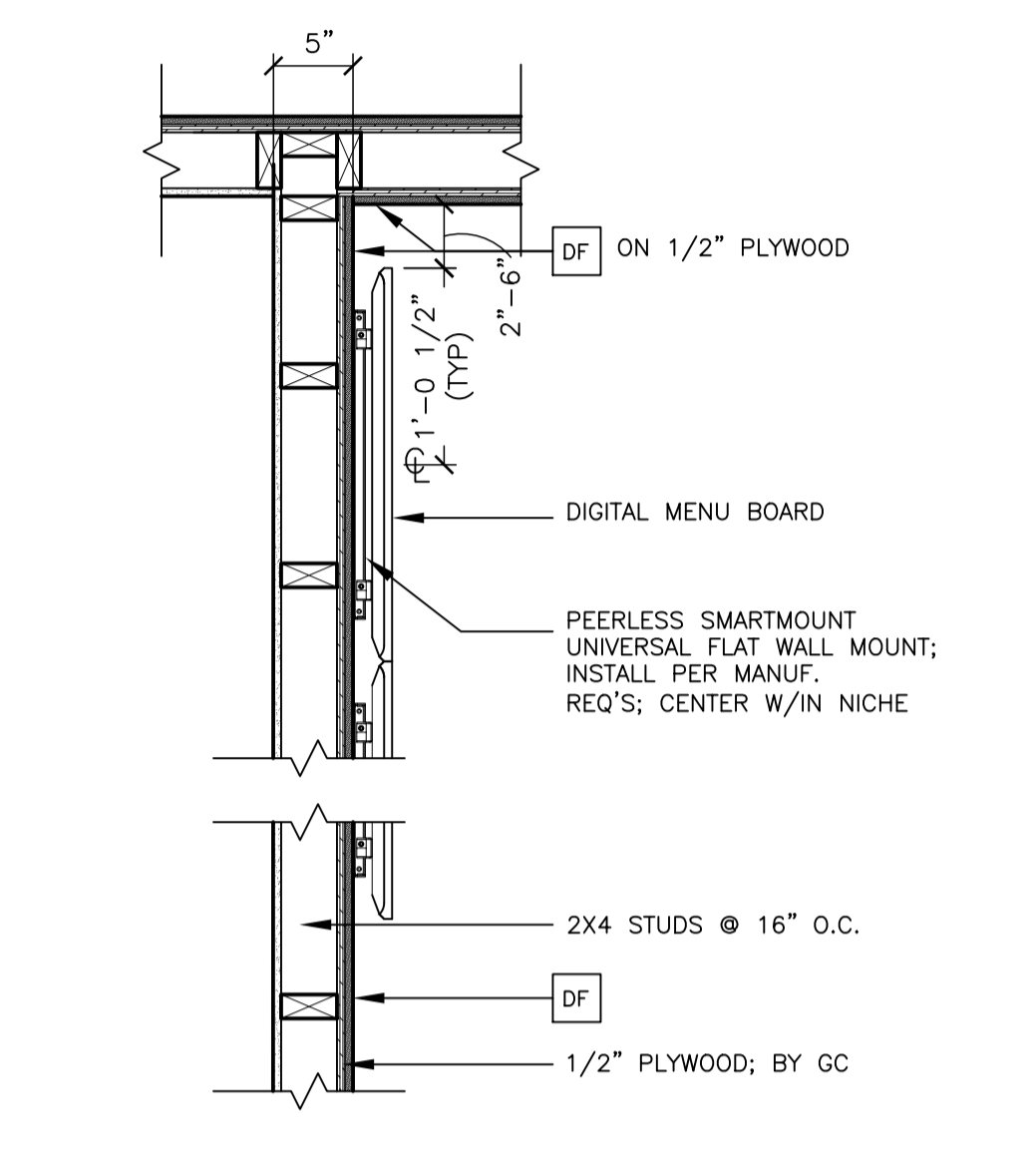
14 SECTION @ DIGITAL MERCH.
A3.1 1" = 1'-0"



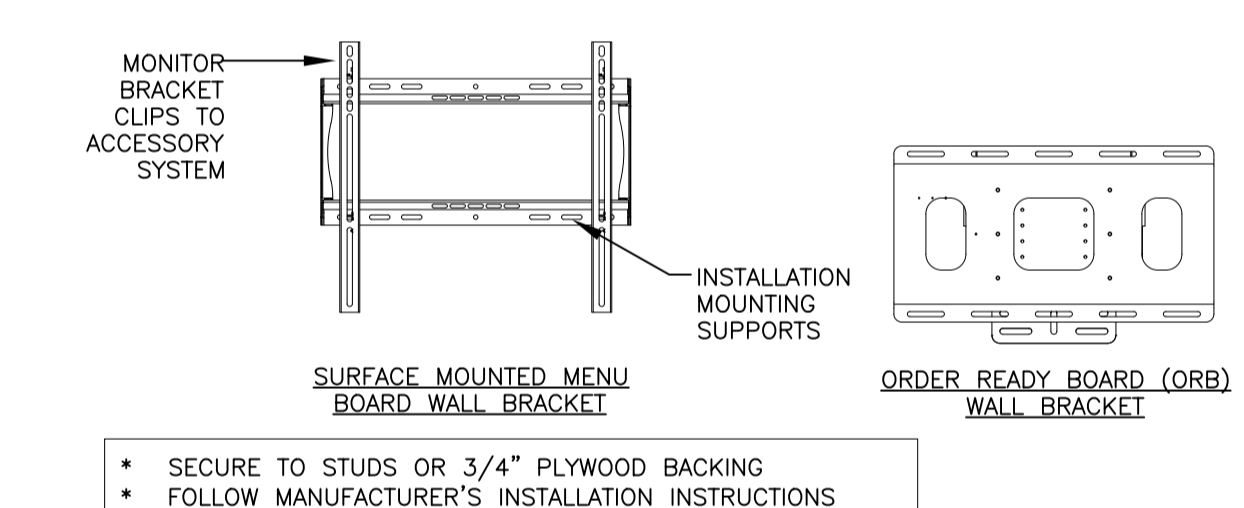
13 PLAN DETAIL @ DIGITAL MERCH.
A3.1 1" = 1'-0"



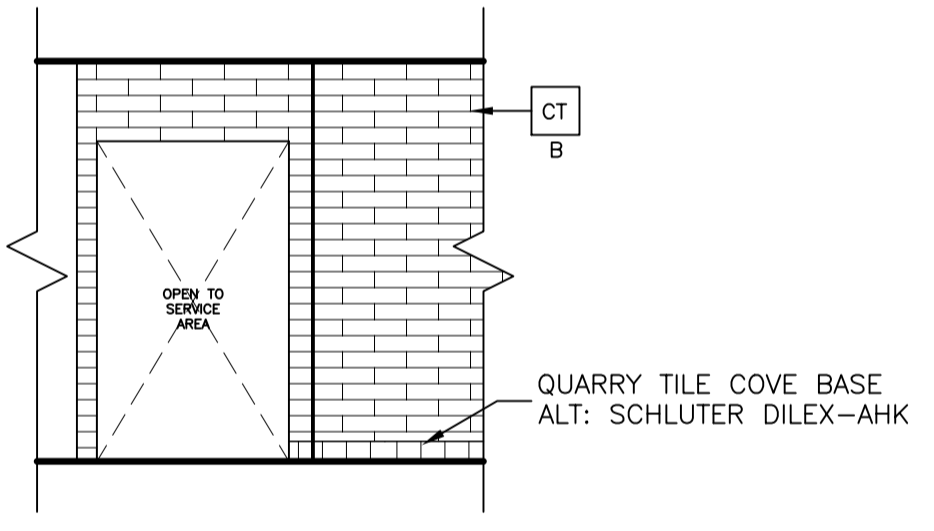
12 SECTION @ MENU BOARDS
A3.1 1" = 1'-0"



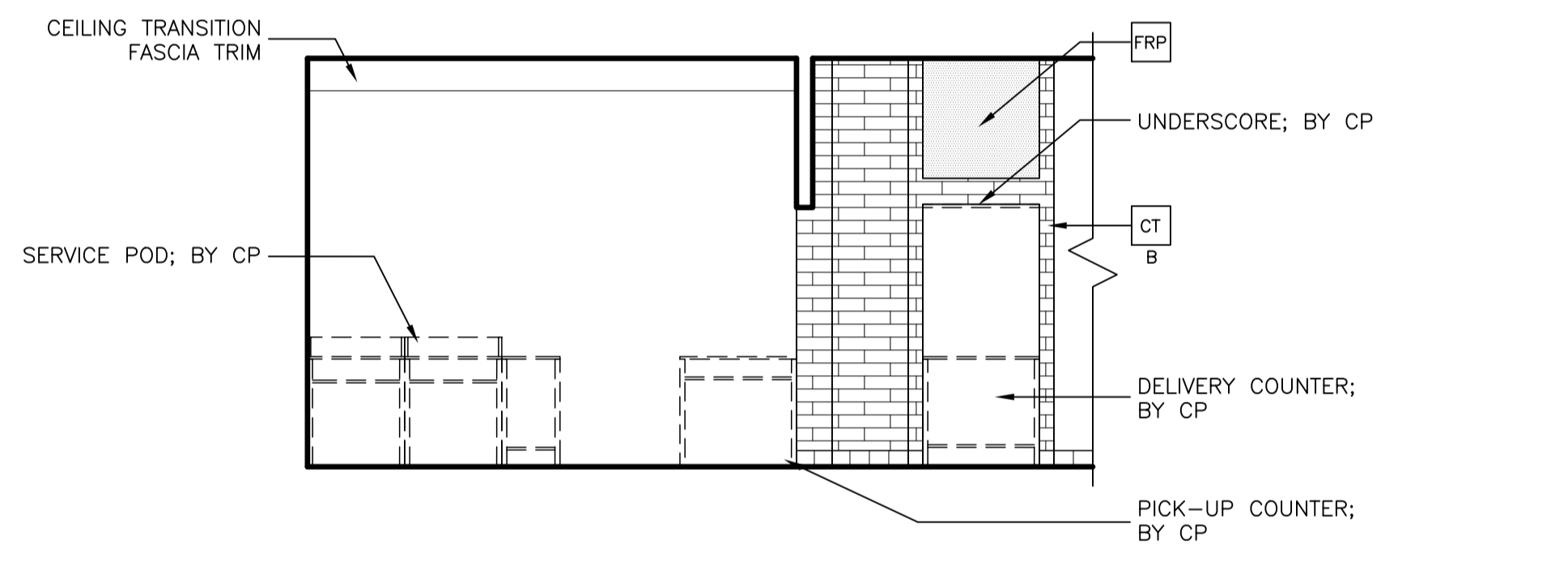
11 PLAN DETAIL @ MENU BOARDS
A3.1 1" = 1'-0"



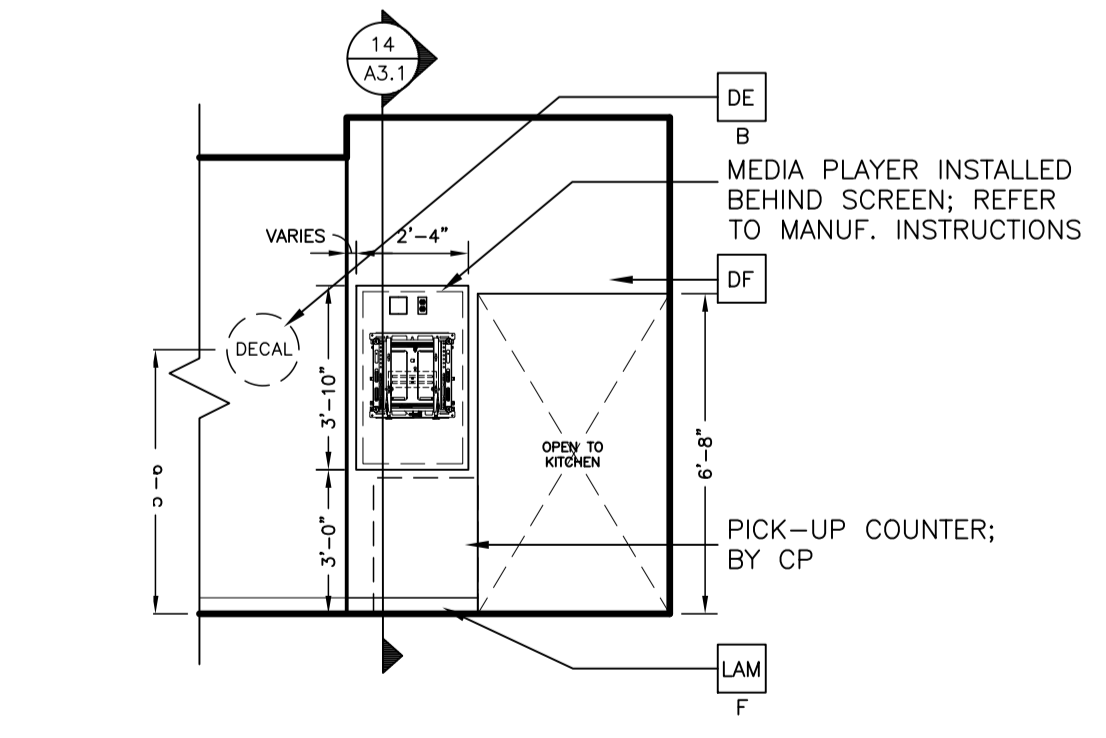
10 DIGITAL BOARD BRACKET DETAIL
A3.1 1" = 1'-0"



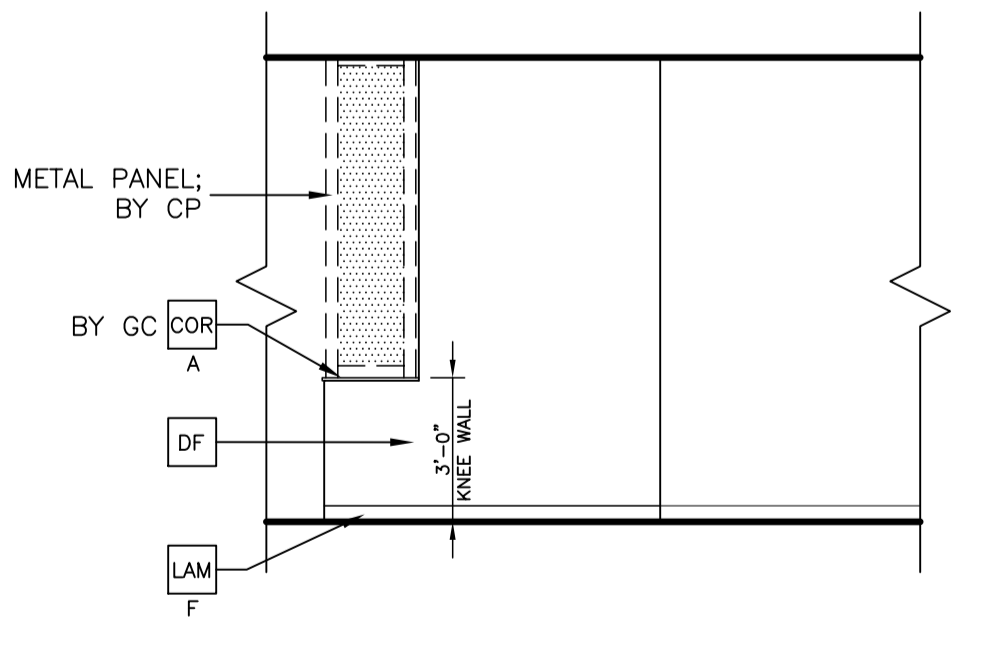
9 KITCHEN ELEVATION
A3.1 1/4" = 1'-0"



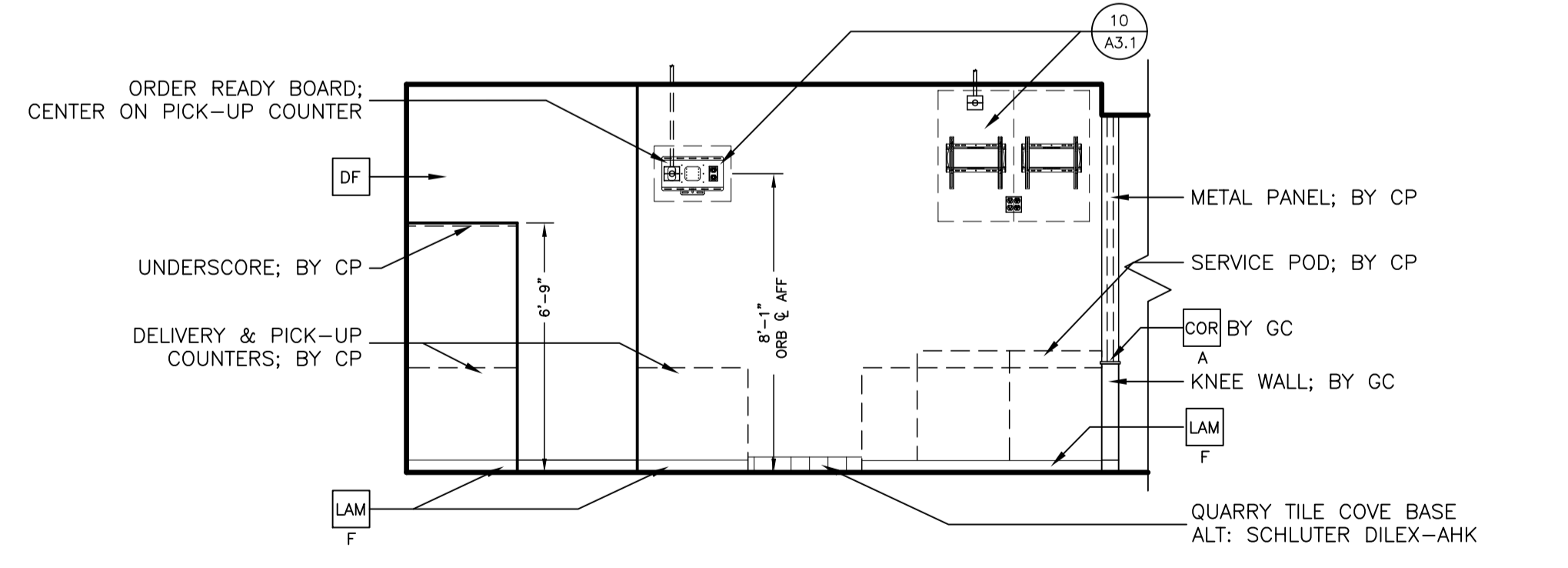
8 SERVICE AREA ELEVATION - CREW SIDE
A3.1 1/4" = 1'-0"



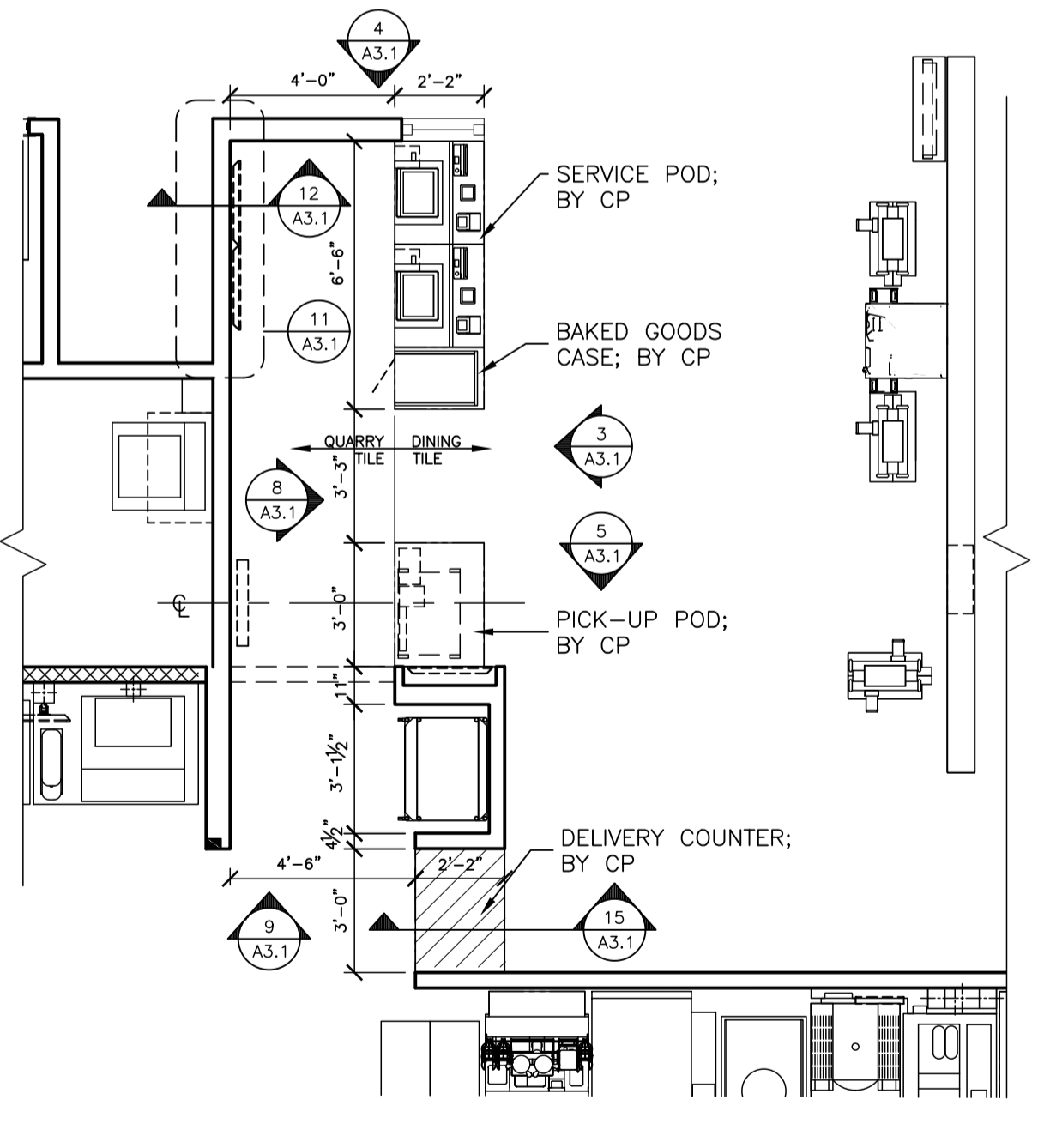
5 SERVICE AREA ELEVATION
A3.1 1/4" = 1'-0"



4 SERVICE AREA ELEVATION
A3.1 1/4" = 1'-0"



3 SERVICE AREA ELEVATION - CUSTOMER SIDE
A3.1 1/4" = 1'-0"



1 SERVICE AREA PLAN
A3.1 1/4" = 1'-0"

KEY NOTES

- CG CORNER GUARD: 3/4" ANGLE BY DECOR
- A = BLACK
- COR CORIAN:
- A = 1/2" CORIAN CAMEO WHITE
- B = 1/2" CORIAN DEEP TITANIUM


- CT CERAMIC WALL TILE: CROSSVILLE - COLOR BY NUMBERS
- COLOR: INTUITIVE GRAY. SIZE: 4"x12", PATTERN: RUNNING BOND
- GROUT: MAPEI O2 PEWTER - JOINT TO BE 1/8" MAX.
- USE THIS TILE WHEN HIGH LRV IS REQUIRED
- COORDINATE WITH THE McDONALD'S AREA CONSTRUCTION MANAGER
- DE DECAL BY GC; ORDER FROM ANN BOWEN W/ VOMELA: (ann.bowen@vomelo.com)
- X = PICK-UP SOFFIT DECAL
- B = McDELIVERY WALL DECAL; LOCATION DETERMINED BY SITE CONDITIONS

- DF DECOR FINISH TO BE ORDERED/INSTALLED BY GC AND MANUFACTURED BY DECOR; REFER TO PORTFOLIO.
- FRP FIBERGLASS REINFORCED PLASTIC - PANOLAM, GRAY SMOOTH, CLASS C, .075. FOR ORDERING, CONTACT KIMBERLY LAWSON Kimberly_Lawson@panolam.com 1-866-925-4377
- KS KIOSK SIGNAGE BY GC; ORDER FROM AMANDA GUSTAFSON W/ ALTURA (agustafson@altura.com)
- A = 'CREDIT ONLY' KIOSK SIGNAGE
- B = 'CASH/CREDIT' KIOSK SIGNAGE

- LAM LAMINATE:
- X COLOR:
- A = IDMB / DIG. MERCH., SMOOTH BLACK PLASTIC LAMINATE BY GC
- B = TRASH/ COND., WHITE PLASTIC LAMINATE BY GC
- C = TRASH/ COND., LAMITECH GRAPHITE K MATTE FINISH
- D = SEE DECOR DRAWINGS. MFR BY DECOR. PURCHASE AND INSTALL BY GC
- E = McDELIVERY UNDERSCORE, LAMITECH GOLDEN
- F = BASE BOARD, FORMICA COMPACT LAMINATE MATTE BLACK BY GC

GENERAL NOTES

- ALL WALL LAMINATE PANELING MANUFACTURED BY DECOR PURCHASE AND INSTALL BY GC, UNO.
- ALL ELEMENTS 'BY CP' TO BE ORDERED BY CENTRAL PURCHASING AND INSTALLED BY GC, UNO.
- A&E TO VERIFY LOCATION AND QUANTITY OF LIGHTS AND DIFFUSERS AFTER SERVICE AREA WALL ADDITION.



PREPARED BY:
Robert Kempkes
ARCHITECT
3100 CENTRAL AVENUE, SUITE 200
SPRINGFIELD, MISSOURI 65764
PHONE: 417-863-5454
FAX: 417-863-5166

PREPARED FOR:
McDonald's USA, LLC
These drawings and specifications are the confidential and proprietary property of McDonald's USA, LLC and shall not be copied or reproduced without written authorization. The contract documents were prepared not suitable for use on a different site or at a later time. Use of these drawings for reference or example on another project requires the contract documents for reuse on another project is not authorized.

DRAWN BY: SO
STD ISSUE DATE: 2022-10
REVIEWED BY: RH
DATE ISSUED: 10-04-2022

TITLE: 2022 STANDARD BUILDING - BB20
4597 - WOOD/WOOD
DESCRIPTION: WOOD BEARING WALLS W/HARDBOARD SIDING
WOOD ROOF TRUSS FRAMING
E.L.F.S./BATTEN/HARDBOARD SIDING EXTERIOR FINISH
SITE ADDRESS: 3720 W Sunshine
Springfield, MO 65804-1990

024-1290.00.0
A3.1
SERVICE AREA DETAILS