


REVIEWED FOR COMPLIANCE WITH THE CITY CODE, ADOPTED BUILDING CODES, ZONING ORDINANCE AND DESIGN STANDARDS. THIS REVIEW AND APPROVAL DOES NOT RELIEVE THE DEVELOPER OR HIS AGENTS OF ANY RESPONSIBILITY FOR COMPLIANCE WITH ALL APPLICABLE REQUIREMENTS OR ADDRESS OR OVERRULE THE REQUIREMENTS OF OTHER JURISDICTIONS OR AGENCIES, UNLESS SPECIFICALLY NOTED OTHERWISE.

Signature: *Robert Kempkes* DATE: 04/25/23
 PRJ2023-00032

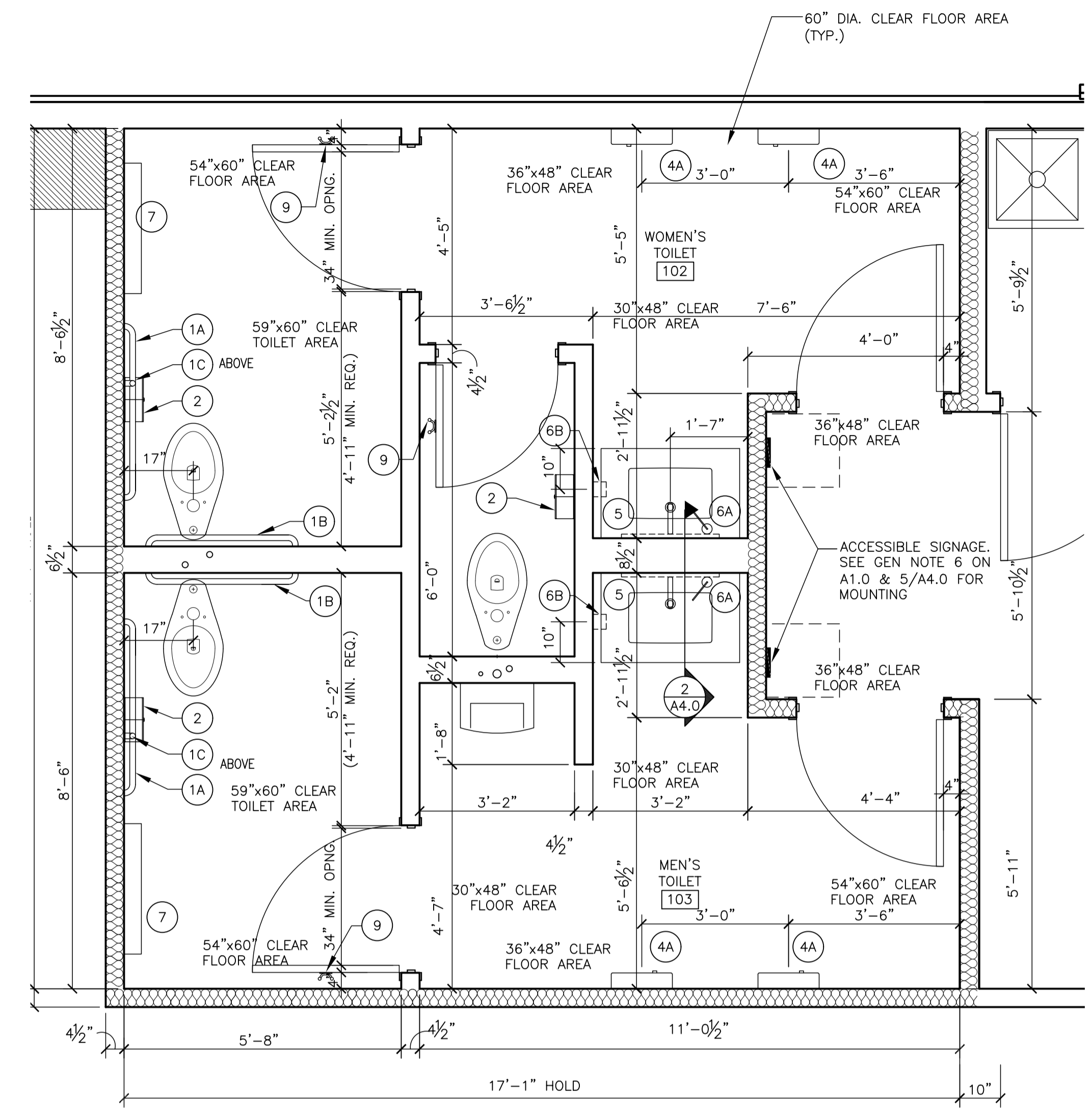
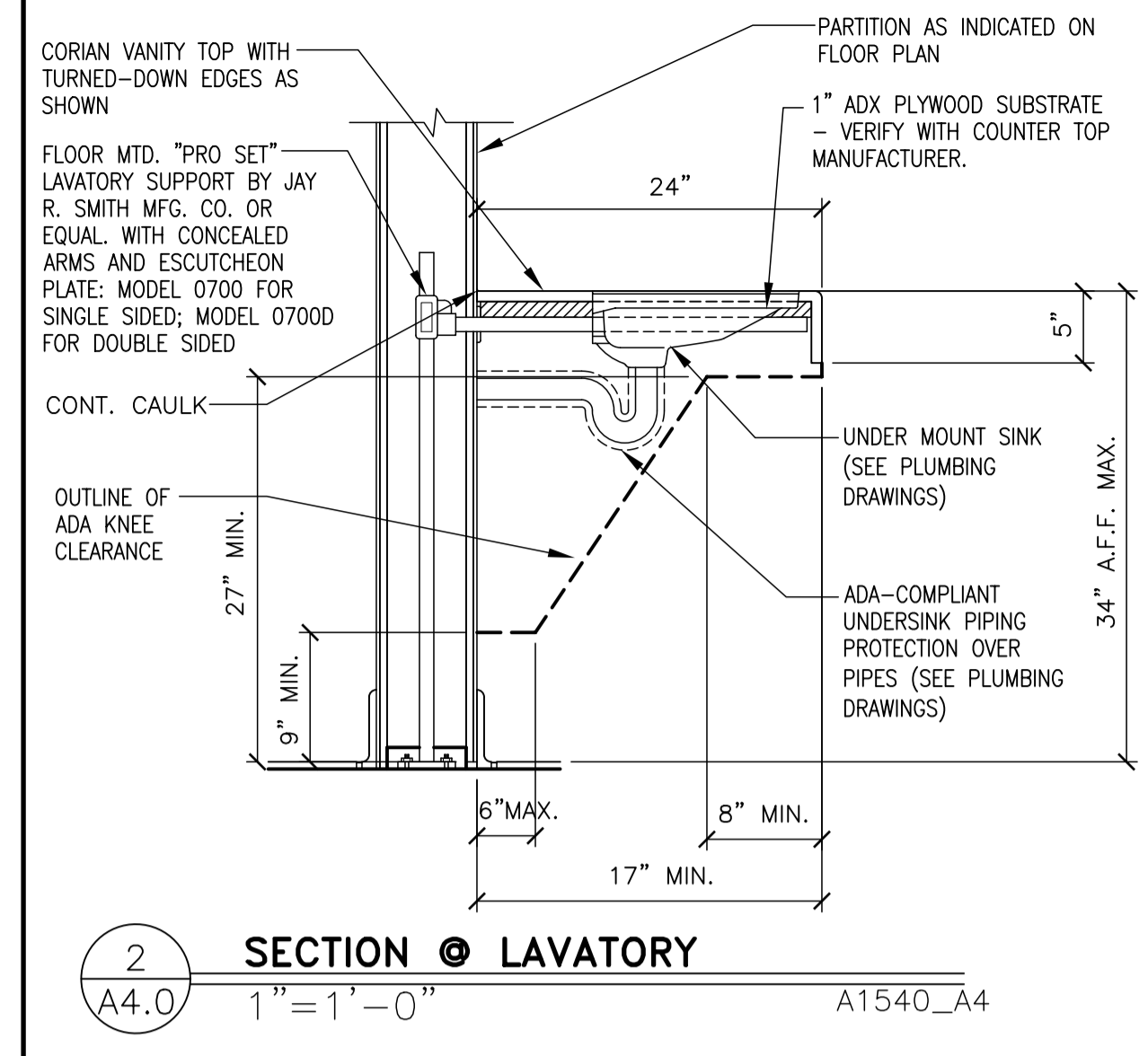


PREPARED BY: Robert Kempkes
 ARCHITECT
 3100 W. STATE ST.
 SPRINGFIELD, MO 65807
 FAX: 417-863-3166 PHONE: 417-863-9879

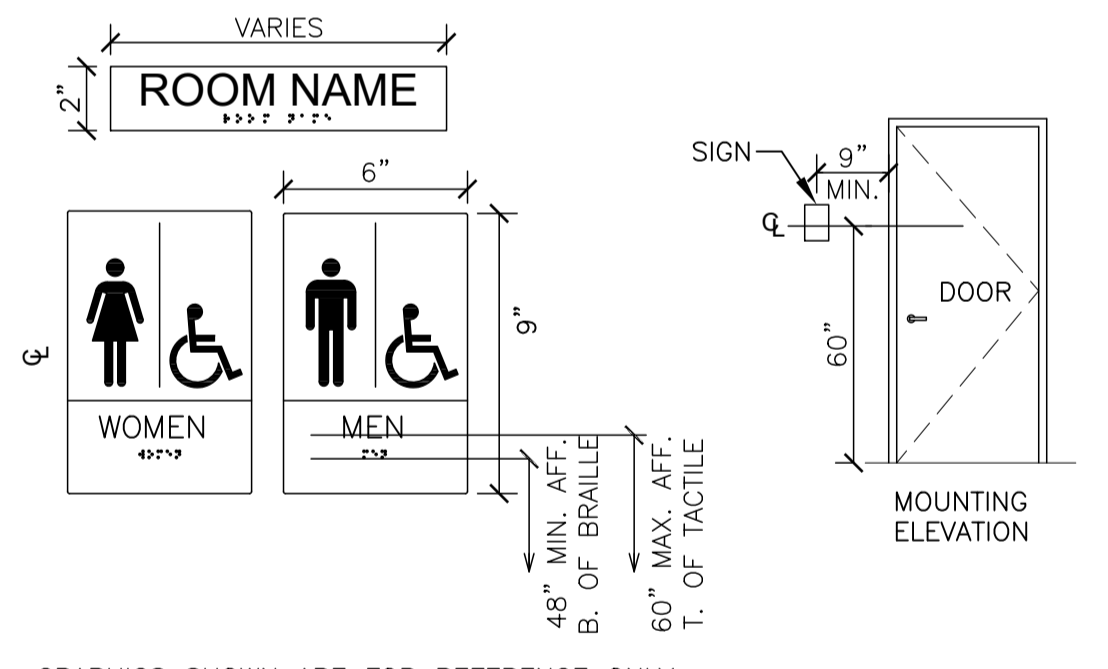
PREPARED FOR: McDonald's USA, LLC
 These drawings and specifications are the confidential and proprietary property of McDonald's USA, LLC and shall not be copied or reproduced without written authorization. The contract documents were prepared not suitable for use on a different site or at a later time. Use of these drawings for reference or example on another project requires the contract documents for reuse on another project is not authorized.

DRAWN BY: S.O.
 STD. ISSUE DATE: 2022-10
 REVIEWED BY: RH
 DATE ISSUED: 10/04/2022
 TITLE: 2022 STANDARD BUILDING - BB20
 DESCRIPTION: 4597 - WOOD/WOOD
 WOOD BEARING WALLS W/HARDBOARD SIDING
 WOOD ROOF TRUSS FRAMING
 S.I.T.S./BATTEN/HARDBOARD SIDING EXTERIOR FINISH
 SITE ADDRESS: 3720 W. Sunshine
 Springfield, MO
 024-1290.00.0

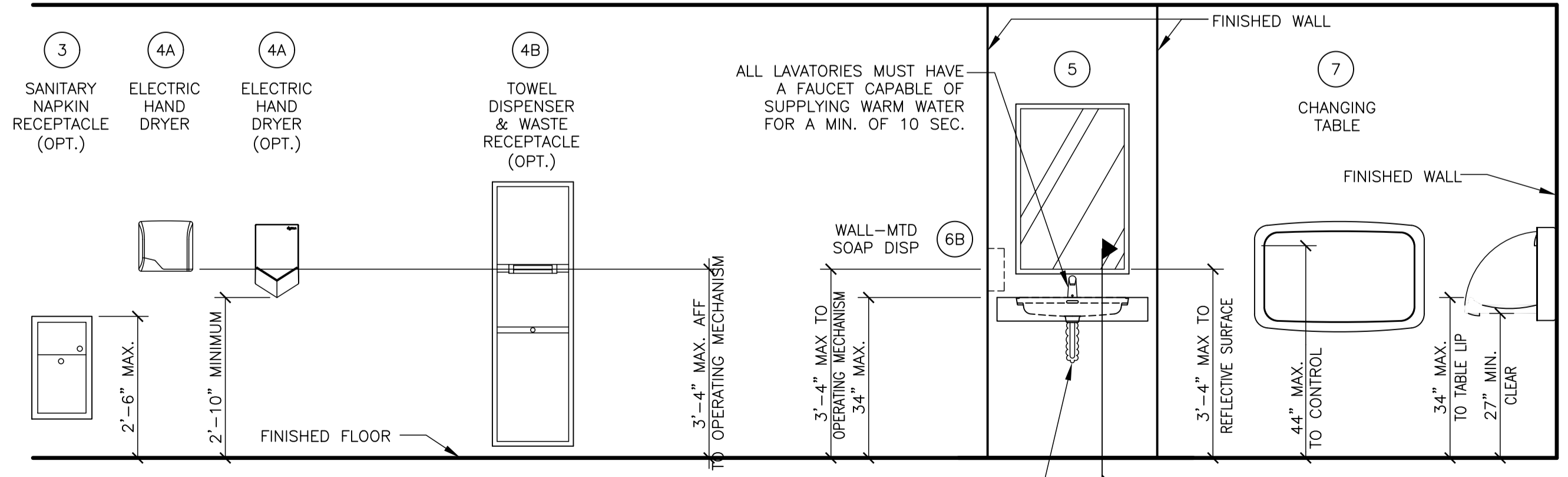
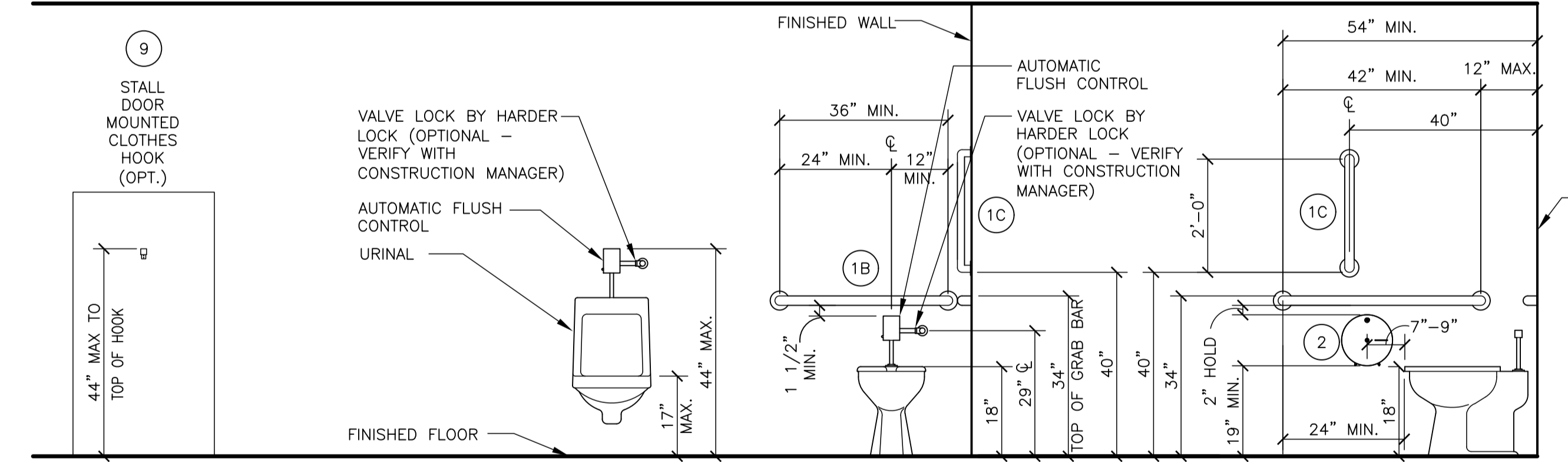
SHEET NO. A4.0 RESTROOM PLAN



- NOTES**
- ALL DIMENSIONS SHOWN ARE TAKEN TO CEMENT BD.
 - SEE SHEET A1.0 FOR PARTITION TYPES
 - SEE SHEETS A6.0 & A6.1 FOR DOOR AND FINISH SCHEDULES.
 - SEE 4/A4.0 FOR FIXTURE MOUNTING HEIGHTS
- (X) = RESTROOM ACCESSORY - SEE 3/A4.0



- GC TO PROVIDE ADA SIGNAGE PACKAGE AND INSTALL SIGNS AT LOCATIONS AND POSITIONS INDICATED IN PACKAGE OR AS REQUIRED BY LOCAL CODES. SIGNAGE PACKAGE SUPPLIED BY:
- FORREST PERMA-SIGN
 9292 1ST ST., BOX 588
 NEW ROCHELLE, NY 10802
 www.forrestpermasigns.com
 1-800-214-8765
- SIGNAGE NOTES:**
- EACH EXIT DOOR SHALL HAVE A TACTILE SIGN, INCLUDING RAISED LETTERS AND BRAILLE, STATING "EXIT" AND SHALL COMPLY WITH CHAPTER 7. ALL SIGNAGE SHALL CONFORM WITH ACCESSIBILITY GUIDELINES AND LOCAL GUIDELINES INCLUDING BUT NOT LIMITED TO PROPORTION, COLOR CONTRAST AND RELIEF AND GRADE 2 BRAILLE REQUIREMENTS.
 - WHEN PERMANENT IDENTIFICATION IS PROVIDED FOR ROOMS AND SPACES, RAISED LETTERS SHALL BE PROVIDED AND SHALL BE ACCOMPANIED BY BRAILLE IN CONFORMANCE WITH CHAPTER 7. SIGNS SHALL BE INSTALLED ON THE WALL ADJACENT TO THE LATCH SIDE OF THE DOOR. WHERE THERE IS NO WALL SPACE ON THE LATCH SIDE, INCLUDING AT DOUBLE LEAF DOORS, SIGNS SHALL BE PLACED ON THE NEAREST ADJACENT WALL, PREFERABLY ON THE RIGHT. MOUNTING HEIGHT SHALL BE 60" ABOVE THE FINISHED FLOOR TO THE CENTERLINE OF THE SIGN. MOUNTING LOCATION SHALL BE DETERMINED SO THAT A PERSON MAY APPROACH WITHIN 3" OF SIGNAGE WITHOUT ENCOUNTERING PROTRUDING OBJECTS OR STANDING WITHIN THE SWING OF A DOOR.





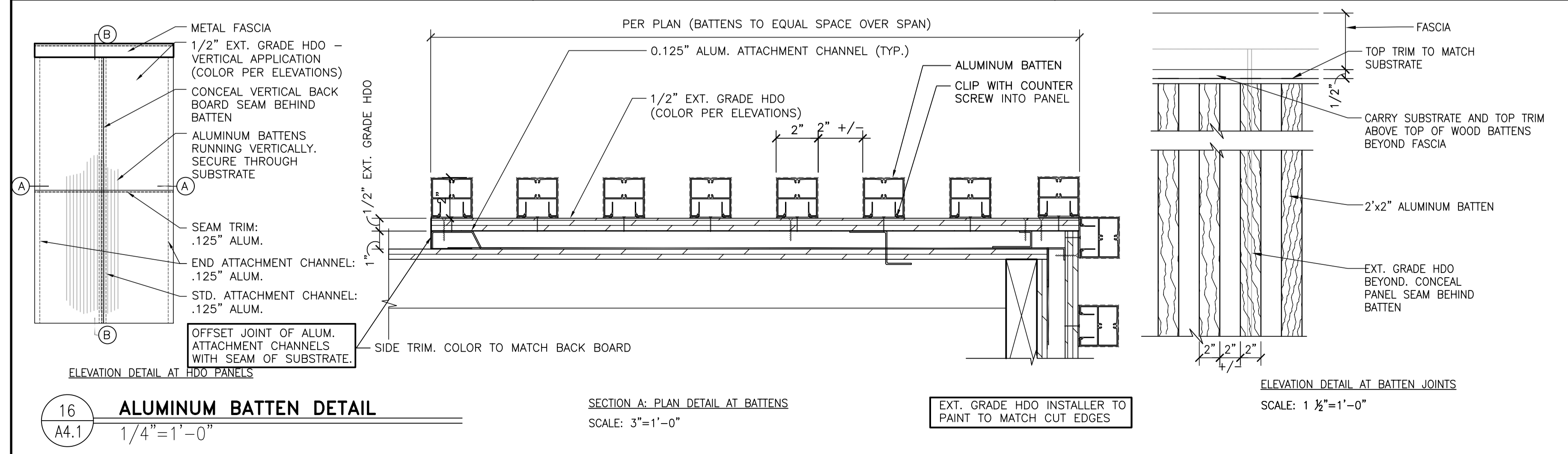


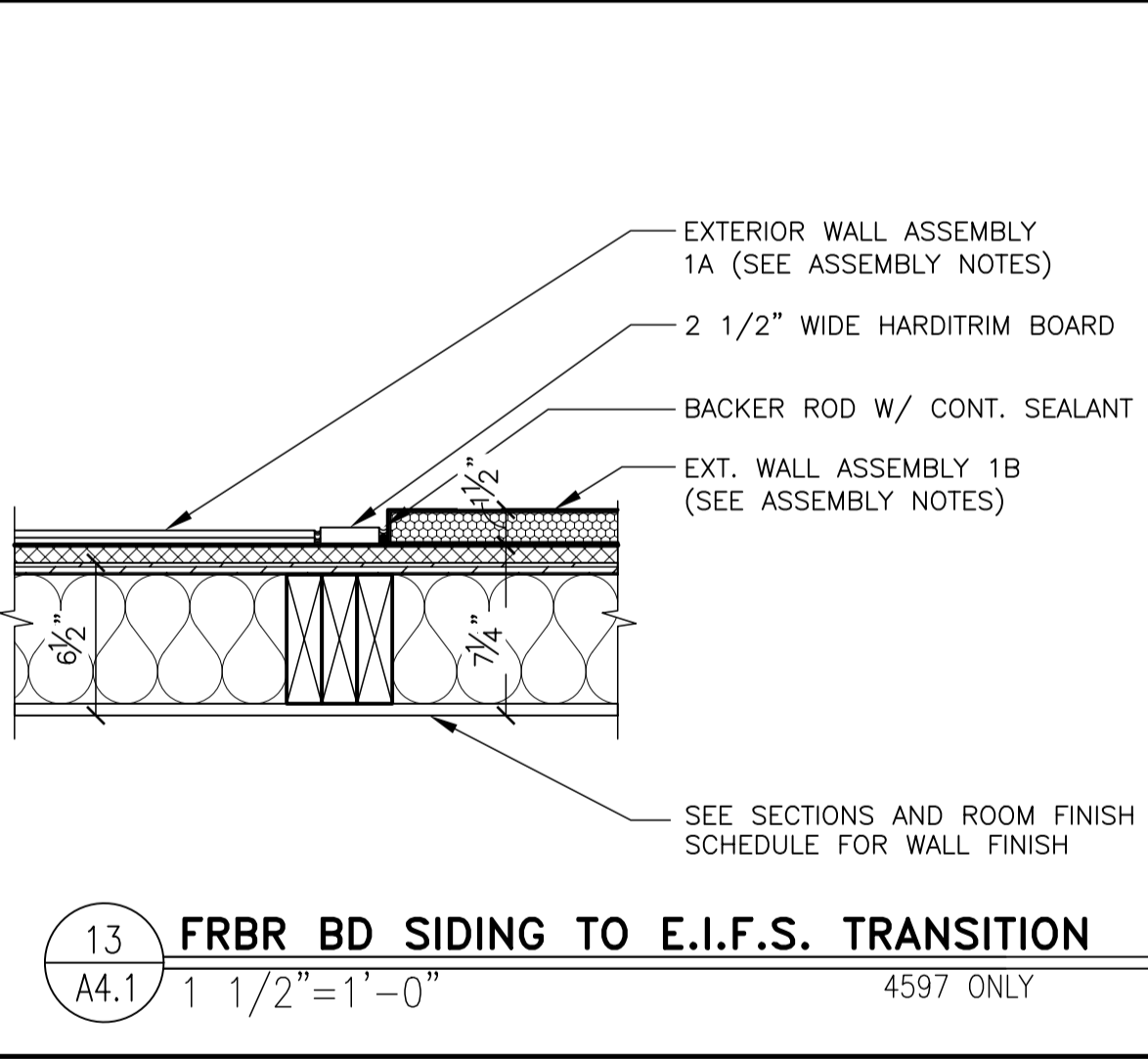
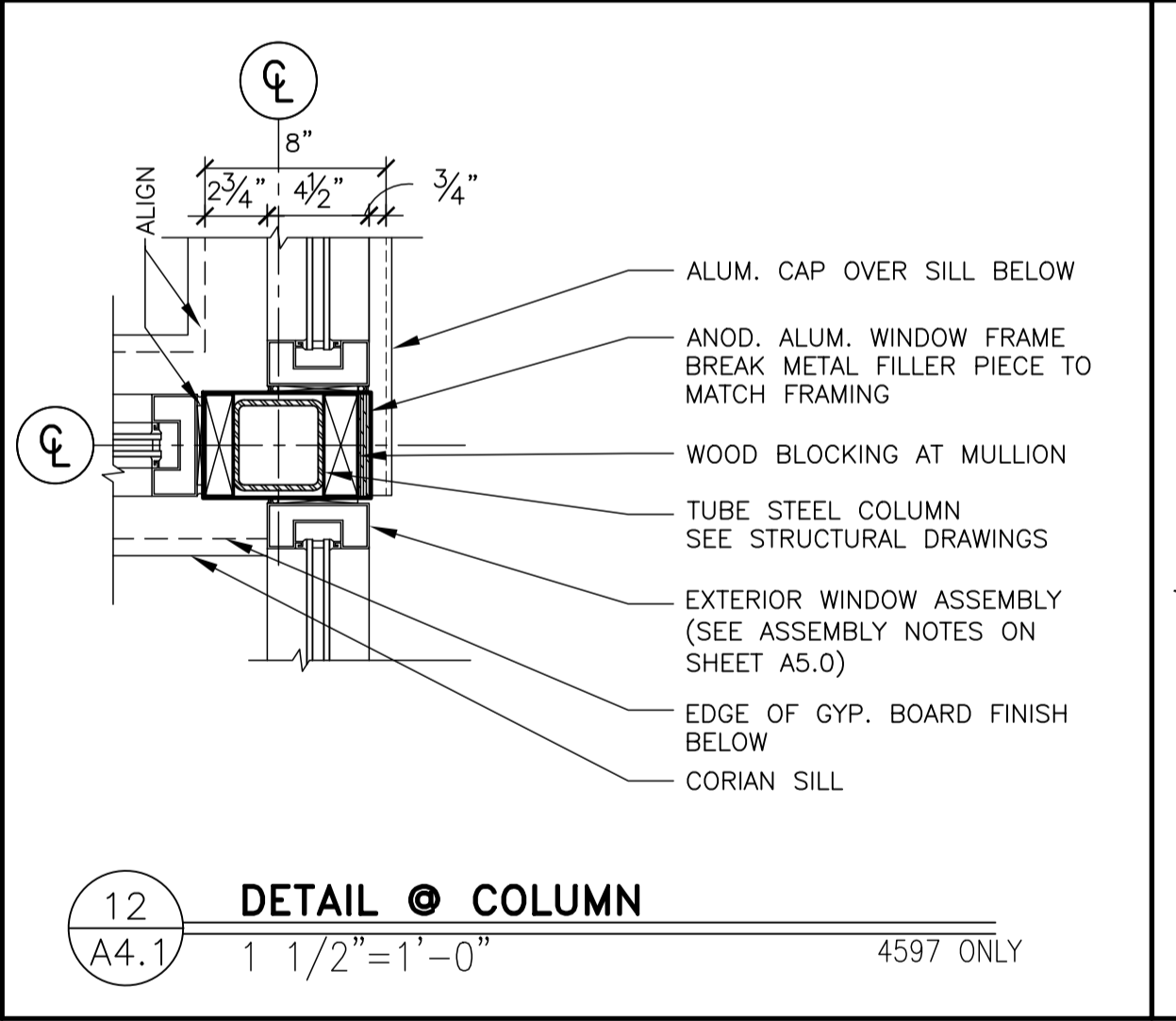
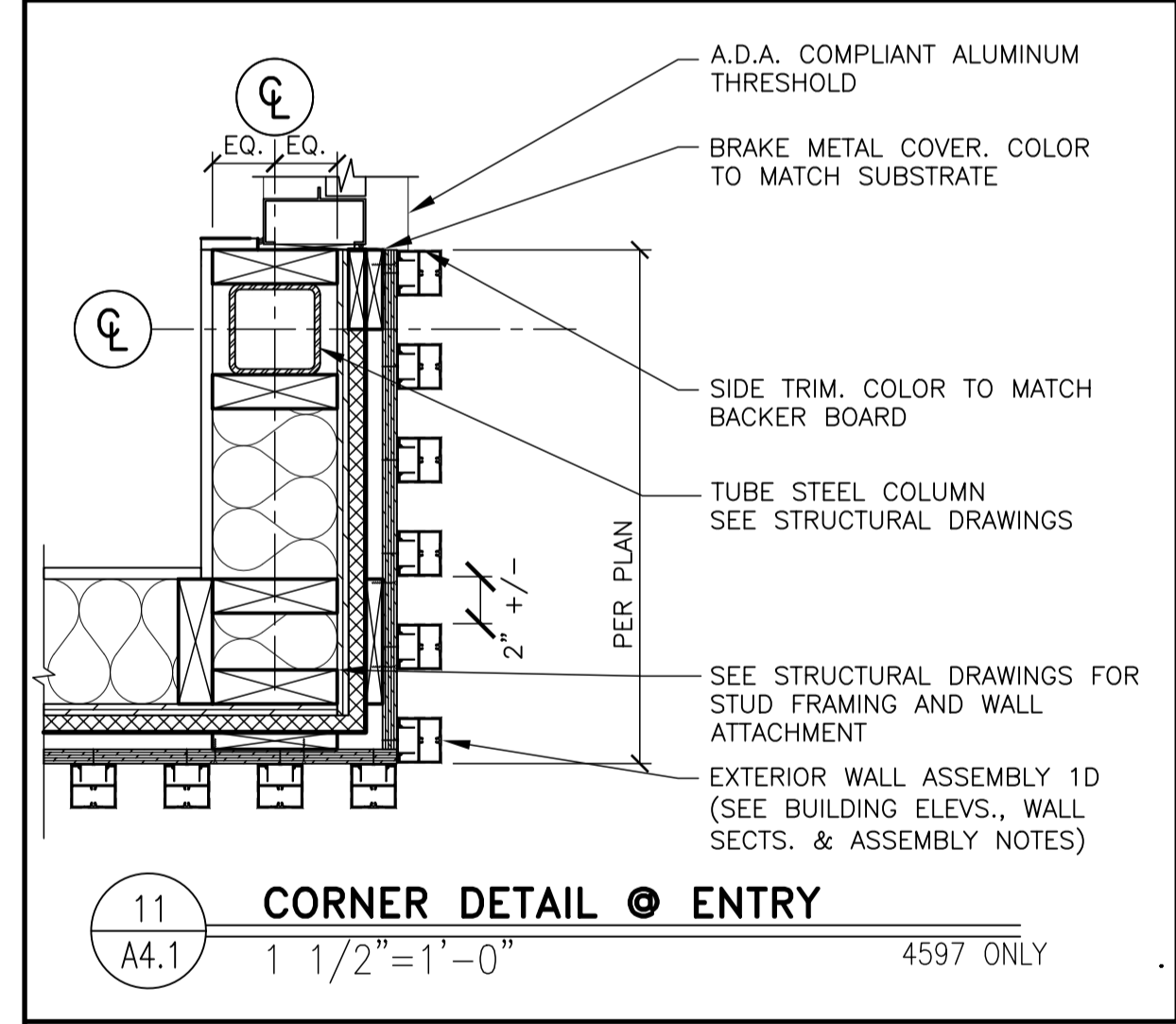
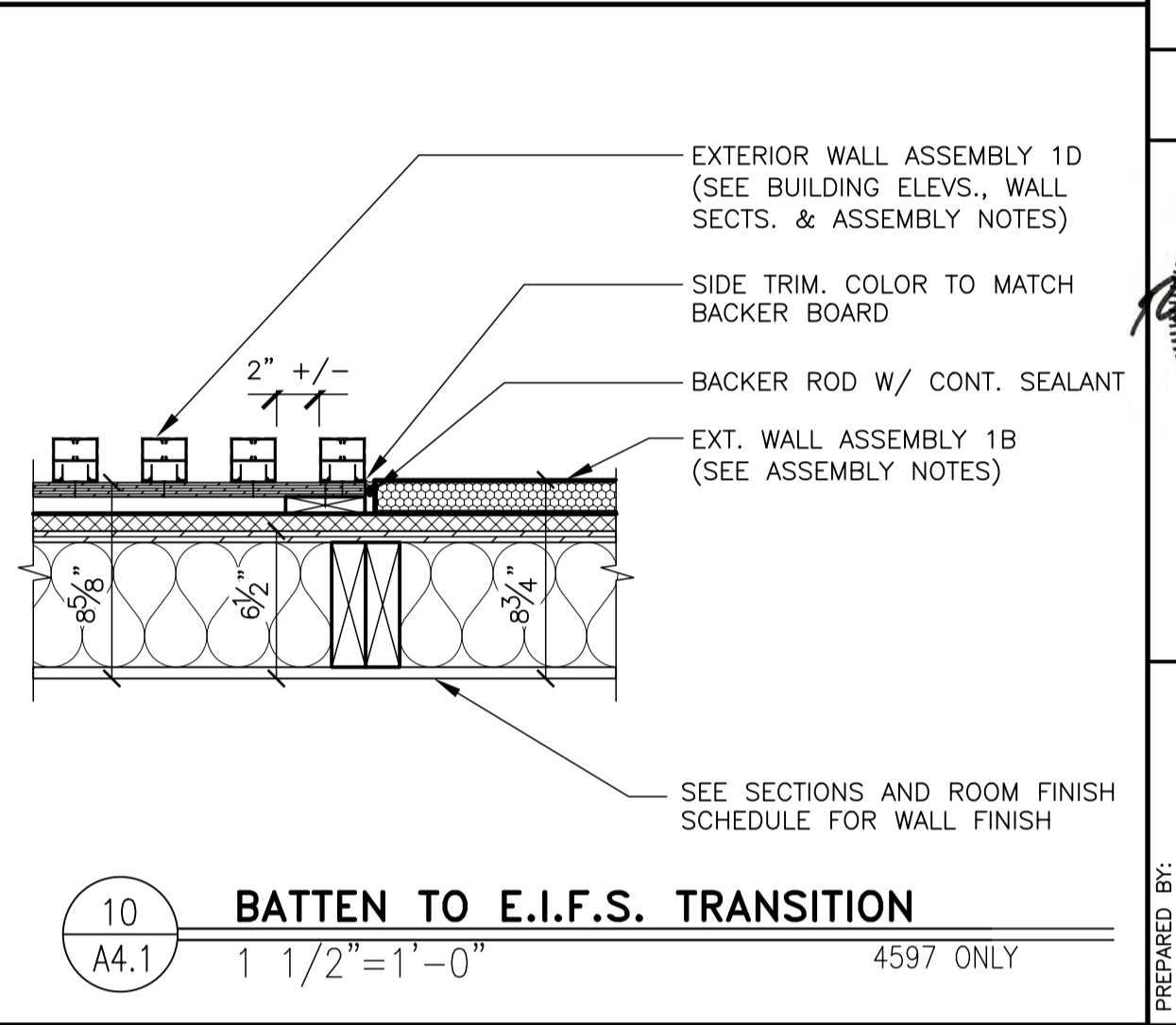

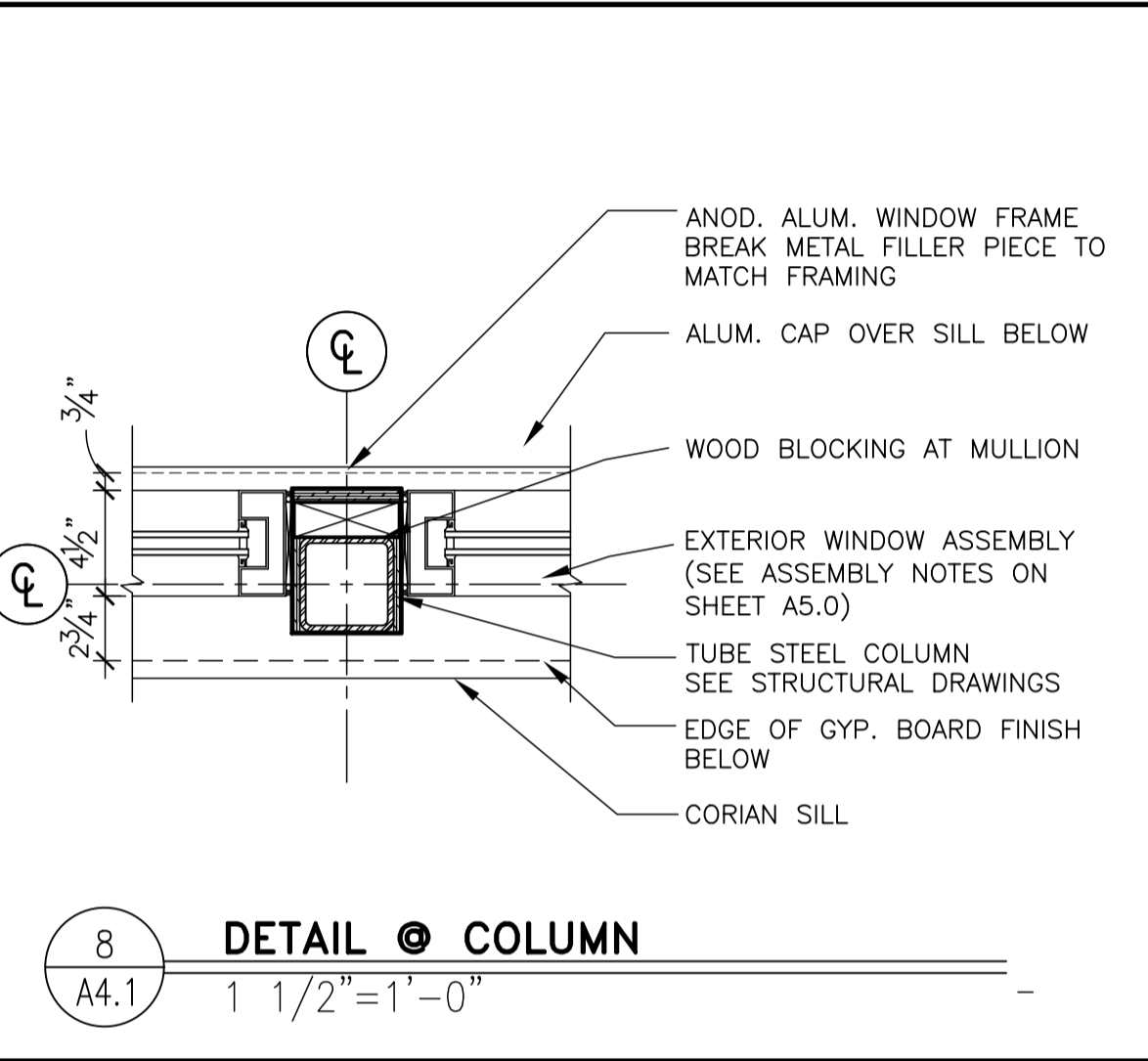

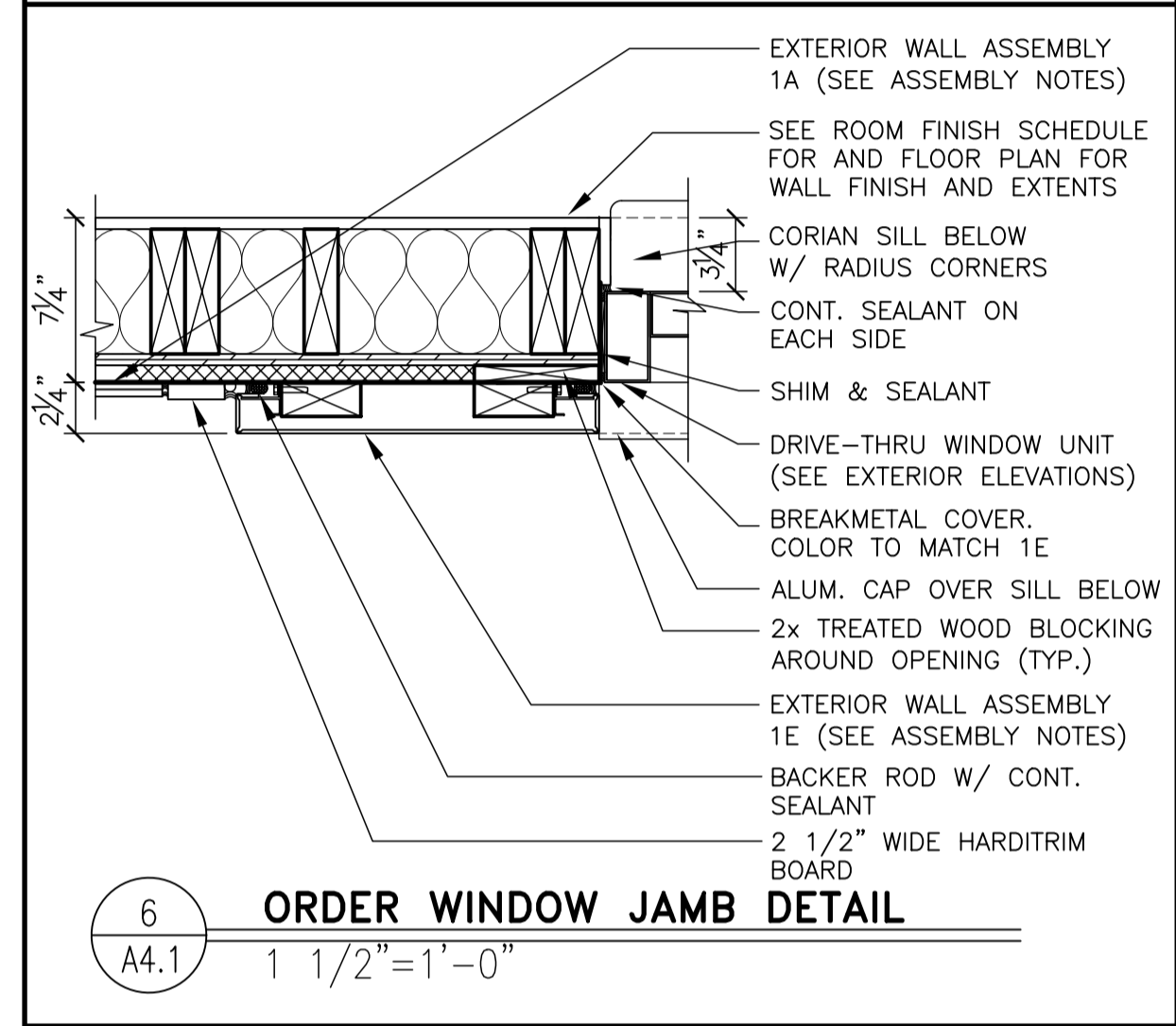
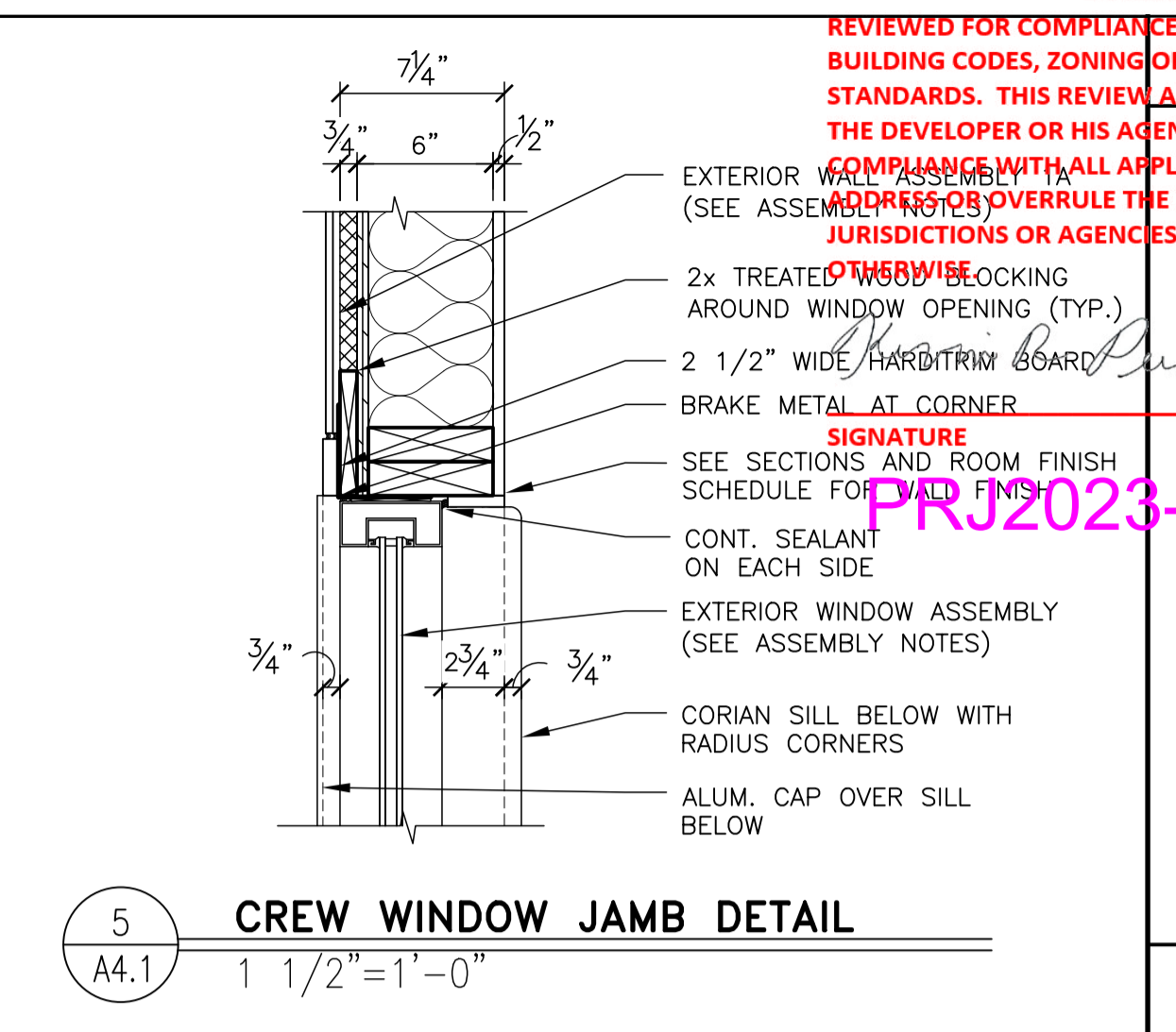
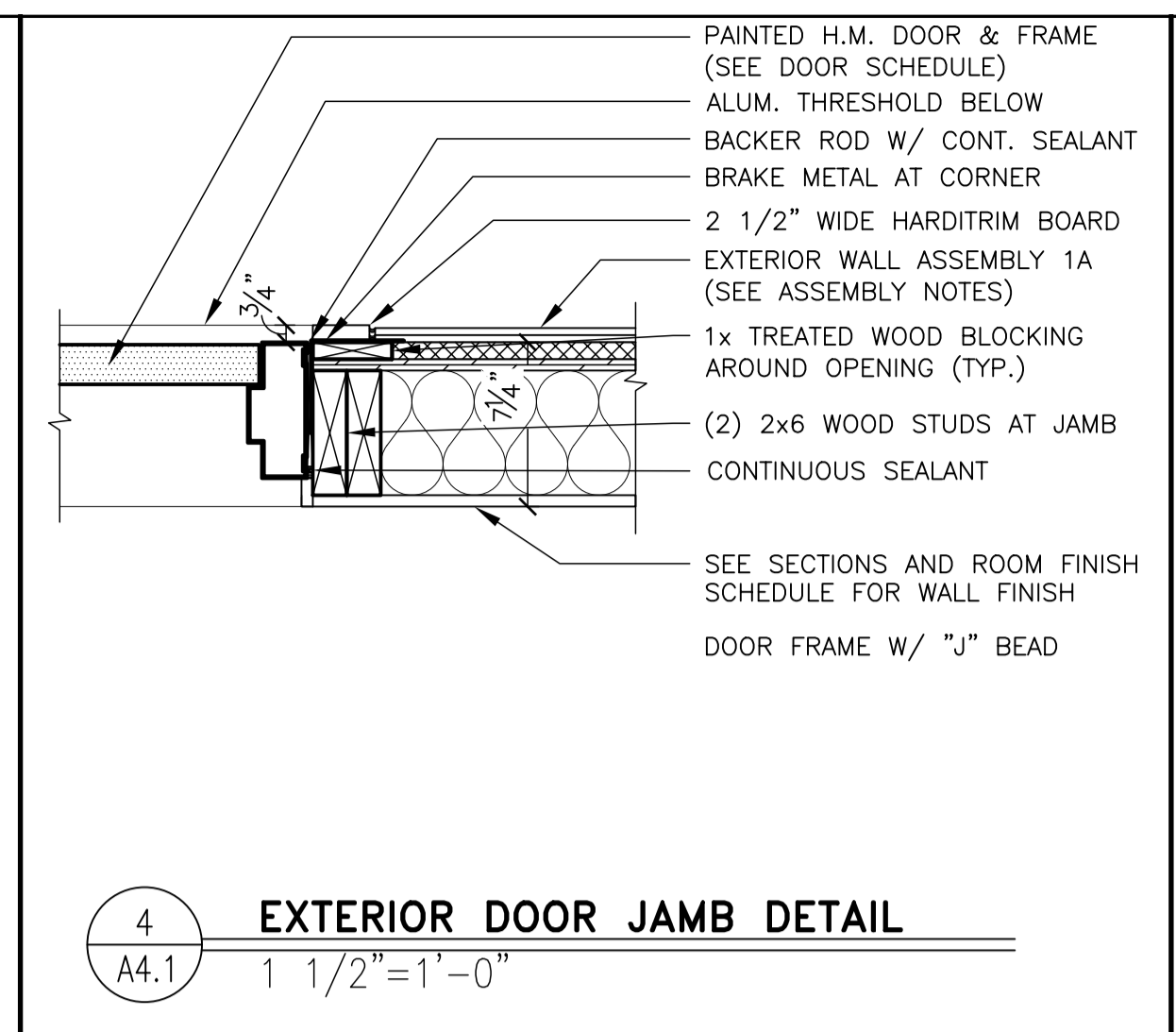
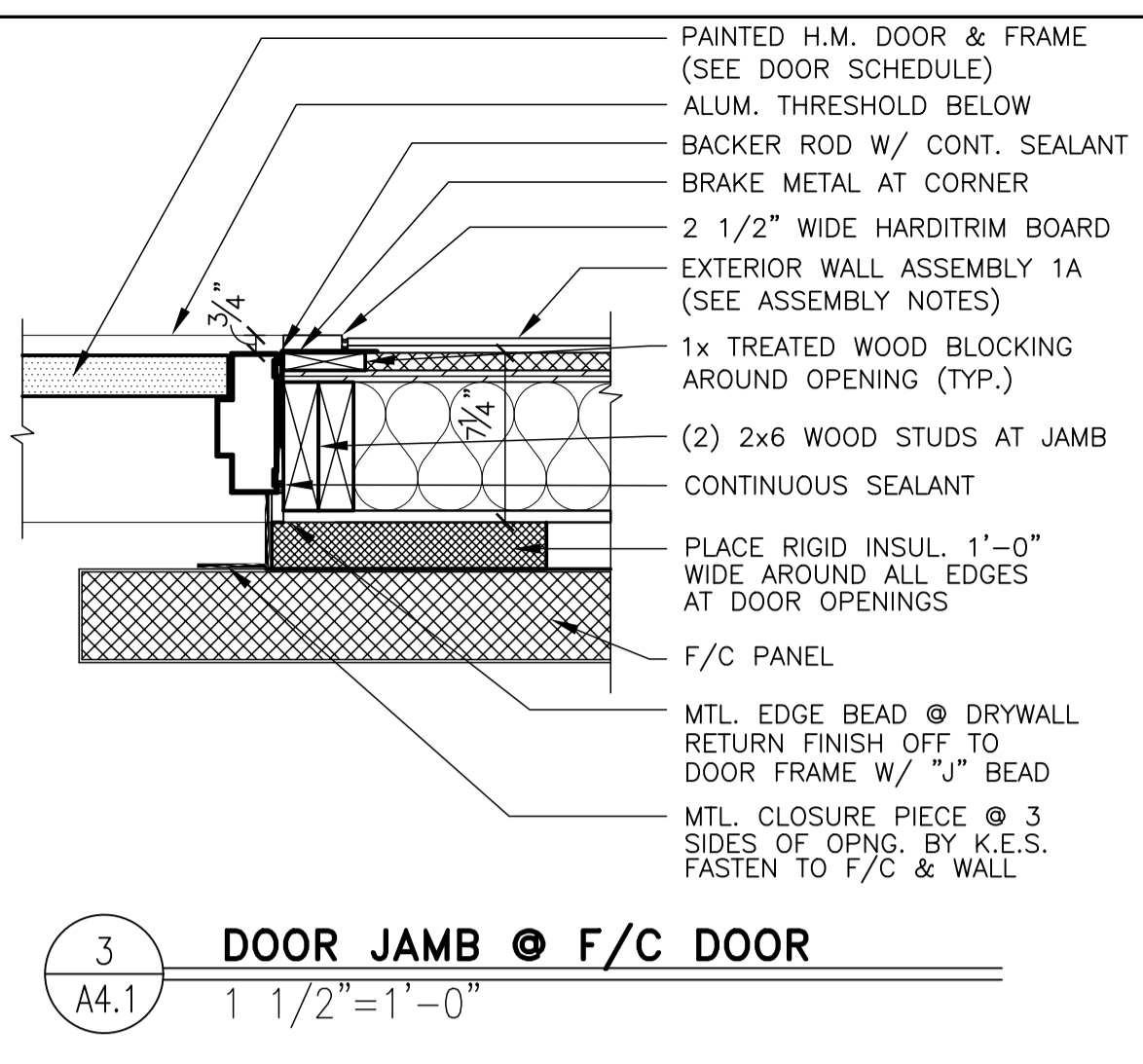
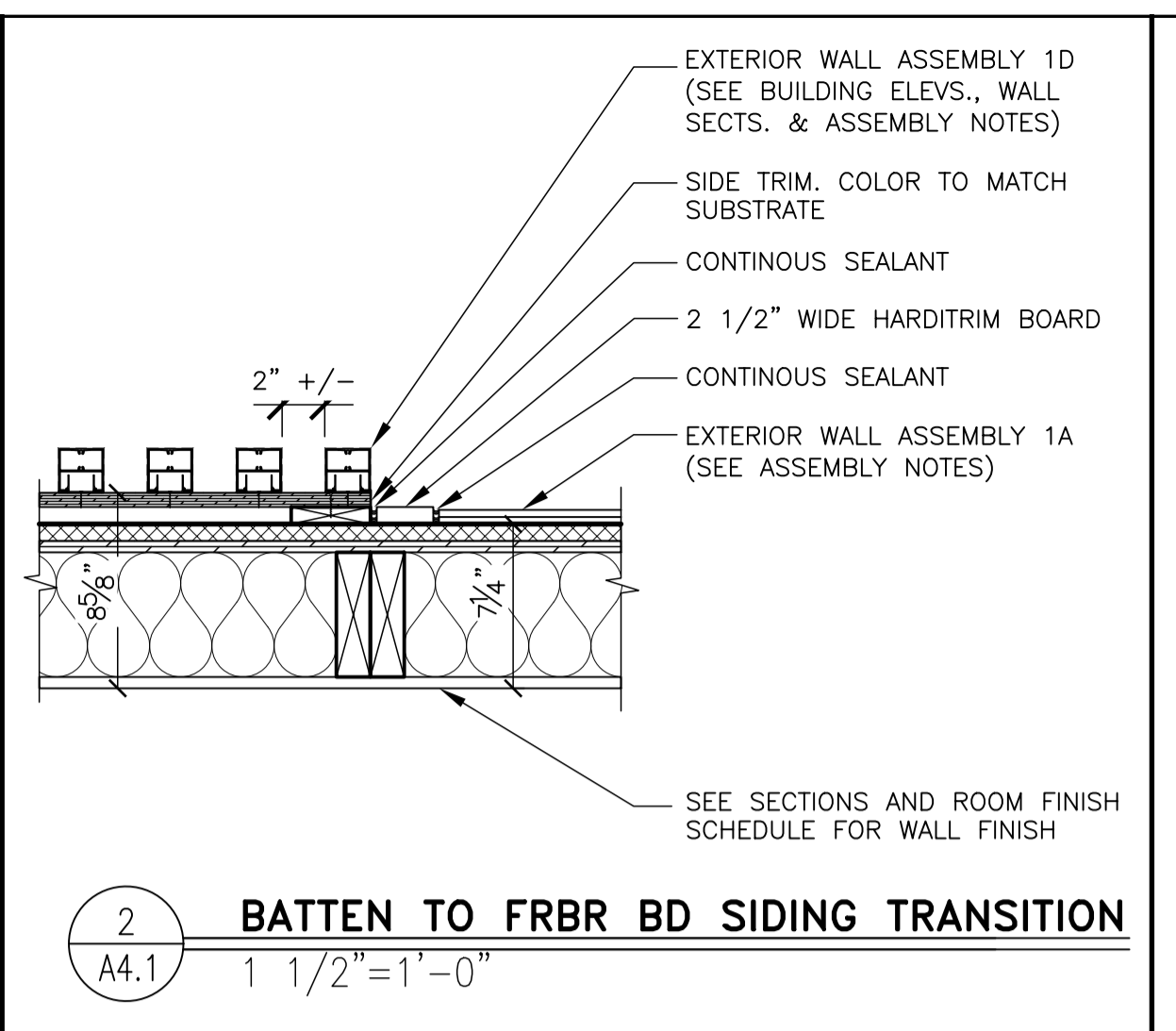
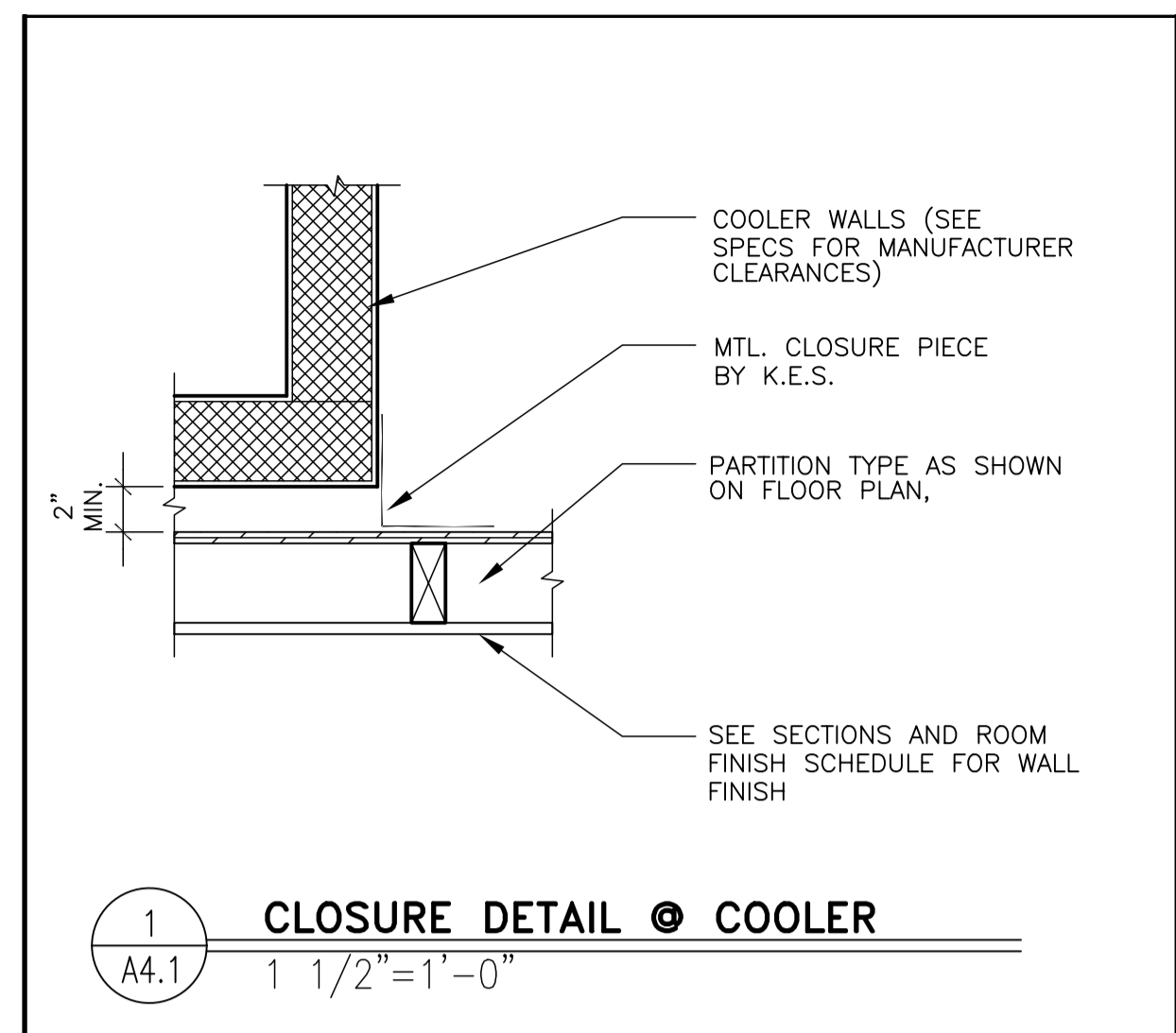
ITEM (SEE NOTE 2)	MFR MODEL #	SUPPLIER	BACKUP SUPPORT (SEE NOTE 3)
1A	GRAB BAR 42"	BOBRICK B-6806X42	HUGHES SUPPLY (866) 310-3576
1B	GRAB BAR 36"	B-6806X36	MCDCOORD@HAJOCA.COM
1C	GRAB BAR 24"	B-6806X24	
2	TOILET TISSUE DISPENSER, JUMBO, SURFACE MOUNTED	BRADLEY 5424	HUGHES SUPPLY (866) 310-3576
3	SANITARY NAPKIN RECEPTACLE, RECESSED (OPTIONAL)	BOBRICK B-354	MCDCOORD@HAJOCA.COM
4A	HAND DRYER, ENERGY EFFICIENT MODEL, ADA, ALUMINUM BRUSHED	WORLD DRYER L-971 SlimDri	HUGHES SUPPLY (866) 310-3576
4A OPTION	HAND DRYER, ENERGY EFFICIENT MODEL ADA, SPRAYED NICKEL	DYSON AIRBLADE V	MCDCOORD@HAJOCA.COM
4B OPTION	TOWEL DISPENSER & WASTE RECEPTACLE, COMBINATION, RECESSED (OPTIONAL)	BOBRICK B-3974	HUGHES SUPPLY (866) 310-3576
5	MIRROR, CHANNEL FRAME	BOBRICK B-165 2436	HUGHES SUPPLY (866) 310-3576
6A	SOAP DISPENSER, COUNTER MOUNTED, 6" SPOUT (OPTIONAL)	BOBRICK B-82216	HUGHES SUPPLY (866) 310-3576
6B	SOAP DISPENSER, WALL-MOUNTED	BOBRICK B-2112	HUGHES SUPPLY (866) 310-3576
7	BABY CHANGING TABLE, HORIZONTAL, SURFACE MOUNT, ADA COMPLIANT, ALL PLASTIC	KOALA KARE KB200-01	HUGHES SUPPLY (866) 310-3576
7 OPTION	BABY CHANGING TABLE, HORIZONTAL, SURFACE MOUNT, ADA COMPLIANT, PLASTIC W/ S/S VENEER	KOALA KARE KB110-SSWM	HUGHES SUPPLY (866) 310-3576
8	DIAPER CONTAINER (OPTIONAL)	-	BY OWNER
9	CLOTHES HOOK	BRADLEY 917	HUGHES SUPPLY (866) 310-3576

- NOTES:**
- SEE 4/A4.0 FOR ACCESSORY MOUNTING HEIGHTS
 - SELECT ONE ITEM FROM ITEM GROUPS 4 & 6, VERIFY WITH AREA CONSTRUCTION MANAGER.
 - CUT BACK-UP SUPPORTS BETWEEN STUDS SO FACE OF SUPPORT IS FLUSH W/ WALL STUD

3 RESTROOM ACCESSORY SCHEDULE
 A4.0

REVIEWED FOR COMPLIANCE WITH THE CITY CODE, ADOPTED BUILDING CODES, ZONING ORDINANCE AND DESIGN STANDARDS. THIS REVIEW AND APPROVAL DOES NOT RELIEVE THE DEVELOPER OR HIS AGENTS OF ANY RESPONSIBILITY FOR COMPLIANCE WITH ALL APPLICABLE REQUIREMENTS OR ORDINANCES. NO OTHER REQUIREMENTS OF OTHER JURISDICTIONS OR AGENCIES, UNLESS SPECIFICALLY NOTED.

04/25/23 DATE
 PR 2023-00032



STATE OF MISSOURI
 ARCHITECT
 ROBERT D. KEMPKE
 NUMBER A-2008012350
 11-10-2022

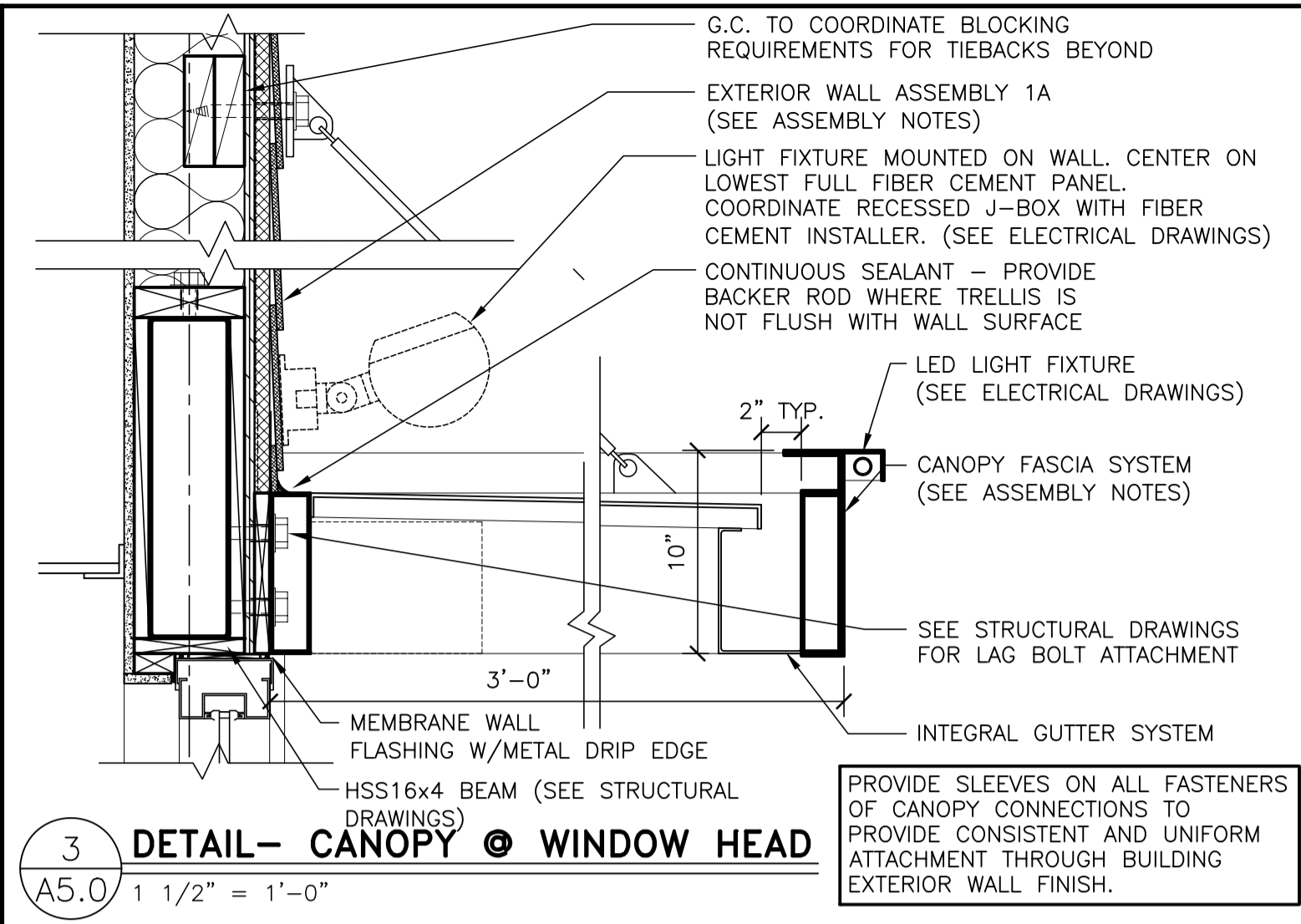
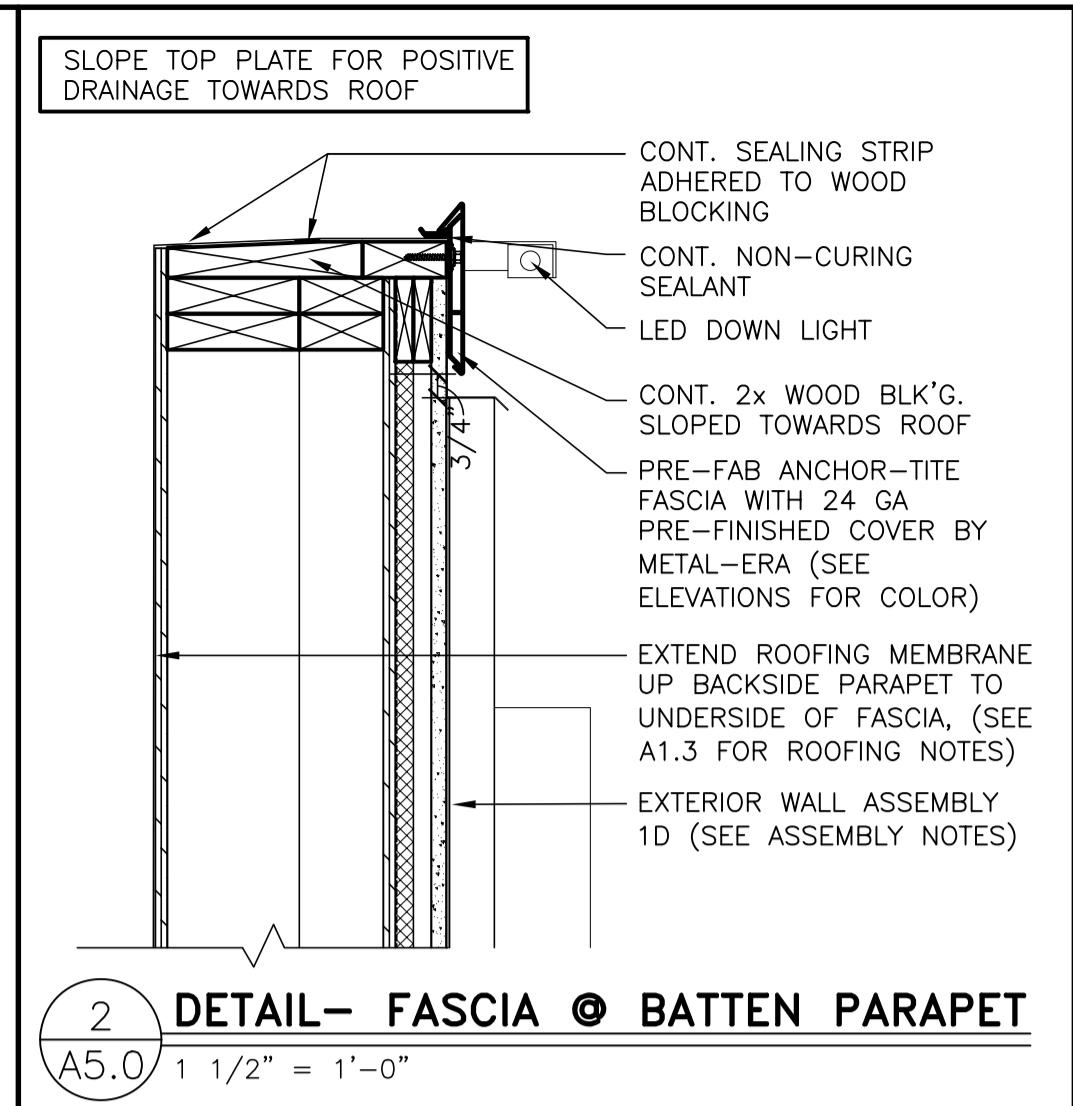
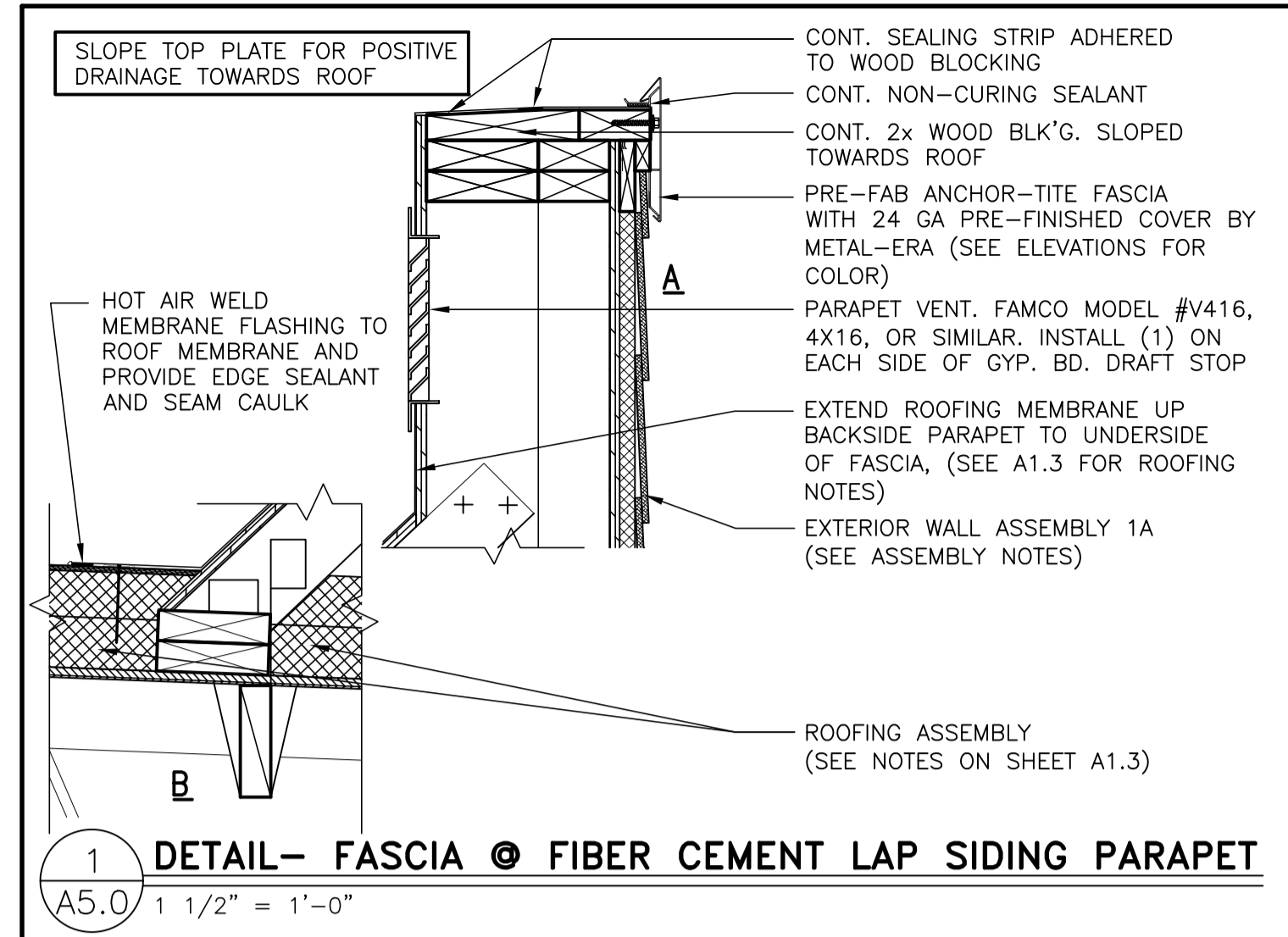
Robert Kempkes
 ARCHITECT
 3720 W. SUNSHINE
 SPRINGFIELD, MO 65804
 FAX 503-423-3166 PHONE 503-423-9479

McDonald's USA, LLC
 © 2022 McDonald's USA, LLC. These drawings and specifications are the confidential and proprietary property of McDonald's USA, LLC and shall not be copied or reproduced without written authorization. The contract documents were prepared not suitable for use on a different site or at a later time. Use of these drawings for reference or example on another project requires the contract documents for reuse on another project is not authorized.

PREPARED FOR: McDonald's USA, LLC
 DRAWN BY: S.O.
 STD ISSUE DATE: 2022-10
 REVIEWED BY: RH
 DATE ISSUED: 10-04-2022
 TITLE: 2022 STANDARD BUILDING - BB20
 4597 - WOOD/WOOD
 DESCRIPTION: WOOD BEARING WALLS W/HARDBOARD SIDING WOOD ROOF TRUSS FRAMING E.I.F.S./BATTEN/HARDBOARD SIDING EXTERIOR FINISH
 SITE ID: 024-1290.00.0
 SITE ADDRESS: 3720 W. Sunshine Springfield, MO

SHEET NO. 024-1290.00.0
A4.1
 PLAN DETAILS

REVIEWED FOR COMPLIANCE WITH THE CITY CODE, ADOPTED BUILDING CODES, ZONING ORDINANCE AND DESIGN STANDARDS. THIS REVIEW AND APPROVAL DOES NOT RELIEVE THE DESIGNER OR HIS AGENTS OF ANY RESPONSIBILITY OR COMPLIANCE WITH APPLICABLE REQUIREMENTS OR CODES OR TO OVERRIDE THE REQUIREMENTS OF OTHER JURISDICTIONS OR AGENCIES, UNLESS SPECIFICALLY NOTED.



EXTERIOR WALL ASSEMBLIES
1A. FIBER CEMENT HORIZONTAL LAP SIDING
FROM EXTERIOR TO INTERIOR
1. JAMES HARDIE, HARDIEPLANK LAP SIDING, BEADED SMOOTH, 8 1/4" WIDTH, 7" EXPOSURE, H25, COLOR: SEE ELEVATIONS.
a. COORDINATE FIBER CEMENT PANELS WITH FLASHING, TRIM, PARAPET WALLS AND OTHER ADJOINING WORK TO PROVIDE A LEAKPROOF, SECURE AND NONCORROSIVE INSTALLATION. INSTALL A 2" STARTER STRIP TO ENSURE A CONSISTENT PLANK ANGLE. OVERLAP PANELS 1 1/4" MIN. PROVIDE 6" EXPOSURE. SEE EXTERIOR ELEVATIONS.
b. USE A POLYCRYSTALLINE DIAMOND-TIPPED FIBER CEMENT BLADE FOR CIRCULAR, MITER, AND TABLE SAWS.

18. E.I.F.S. SYSTEM
1. "OUTSLATION PLUS MD" BY DRYVIT SYSTEMS (NOT BARRIER) CONSISTING OF 1 1/2" FIBER REINFORCING MESH MECHANICALLY FASTENED TO ULTRA-HIGH STRENGTH CONCRETE. APPLICABLE FINISH: HYDROPHOBIC, TEXTURED. LOCAL CODES AND MANUFACTURERS SPECIFICATIONS DETERMINATION AND INSTALLATION DETAILS.

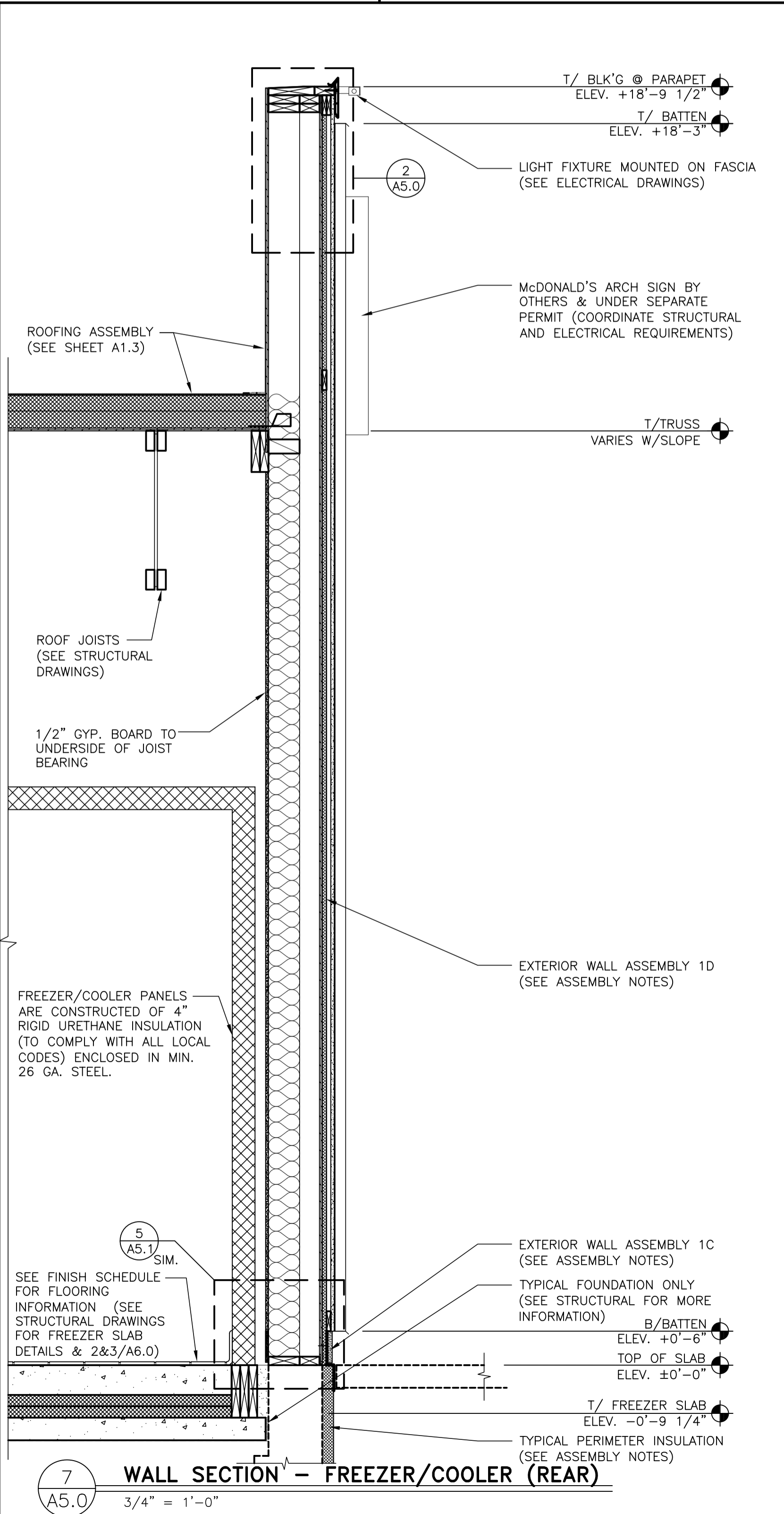
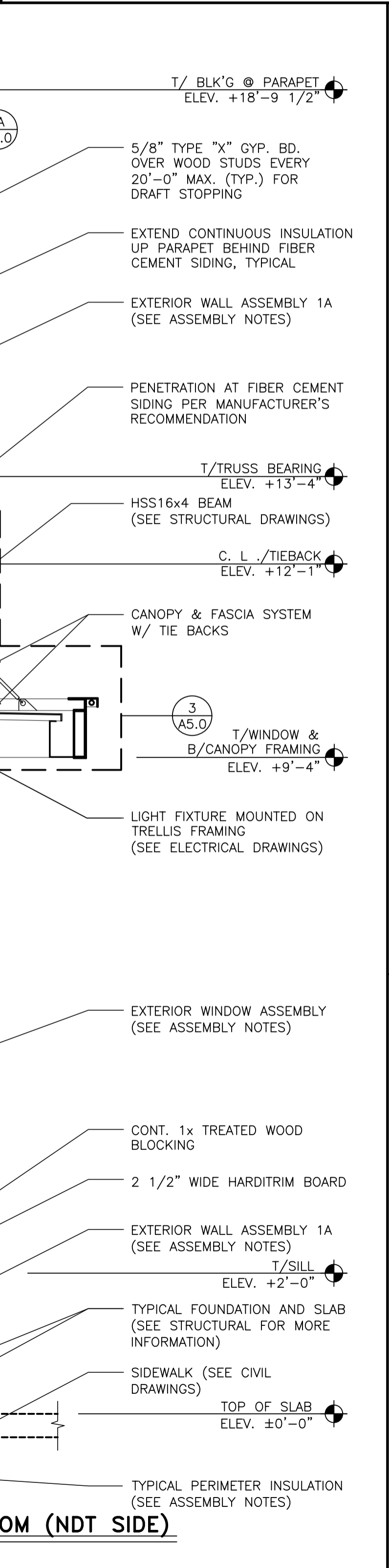
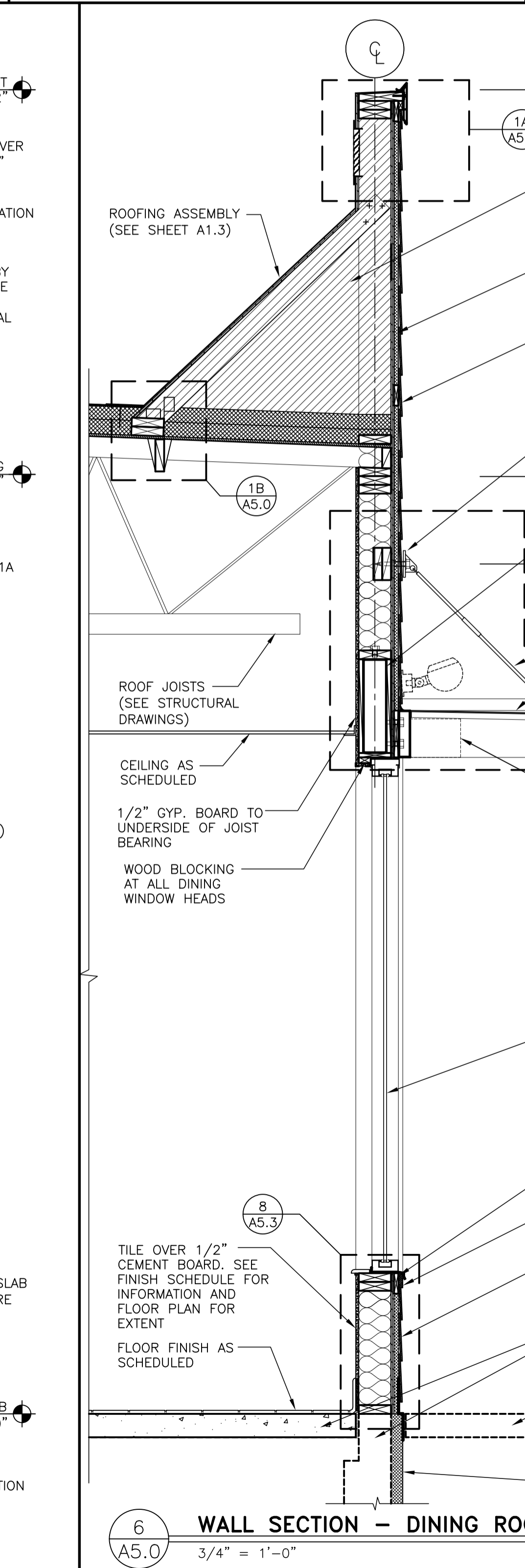
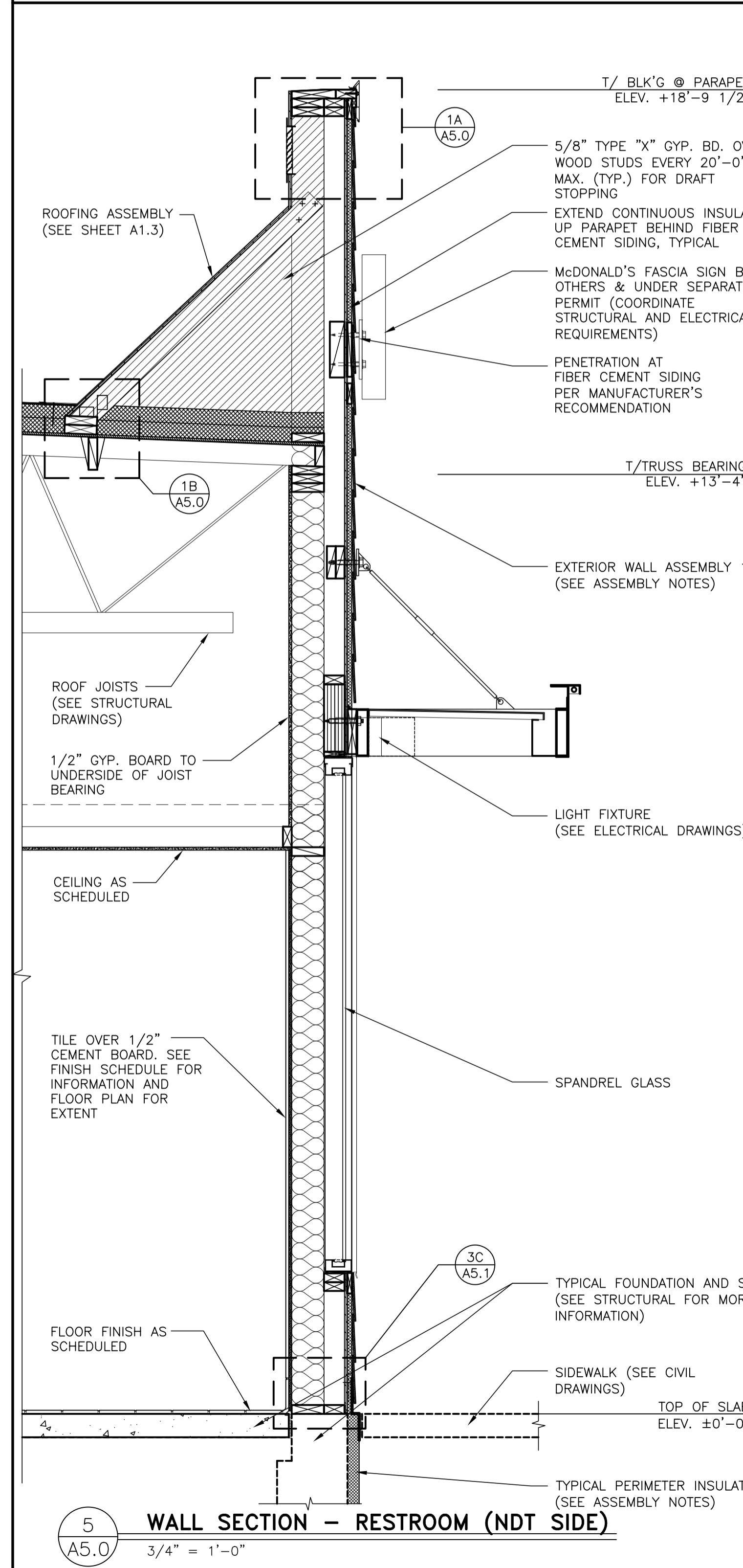
19. STUCCO
STUCCO OVER TYPICAL WALL ASSEMBLY.
COLOR: "IRON ORE" 7069 BY SHERWIN WILLIAMS

10. VERTICAL BATTEN SYSTEM
1. ALUMINUM BATTEN W/ MOUNTING BACK RAIL, SIZE TO FIT OVER DEEP. REFER TO EXTERIOR ELEVATIONS FOR COLOR. INSTALL PER LOCAL CODES AND MANUFACTURERS SPECIFICATIONS ON TERMINATION AND INSTALLATION DETAILS. BY SUPPLIER. GC INSTALL
2. 1/2" EXTERIOR HIGH DENSITY OVERLAY (HDO) PLYWOOD, BB, GROUP 1. HDO BOTH FACES. APA TRADEMARKED. SAND WITH COURSE GRIT ALL SURFACES PRIOR TO PRIMING. PRIME AND PAINT BOTH SIDES AND ALL EDGES. BY GC. INSTALL BY GC
3. 1" 0.125 ALUMINUM CHANNEL
VERTICAL BATTEN SYSTEM BY:
B+N INDUSTRIES (650) 393-2315 TUBELITE (214) 288-5801
PIRKKO LUCCHESI CHASTITY DICKINSON
lucchesi@bnind.com mcdonalds@tubeliteinc.com

1E. ALPOLIC ACM PANEL
1. 4MM PE CORE ALPOLIC METAL PANEL (4CASM-BJ CLIP SYSTEM). SEE ELEVATIONS FOR COLOR.
PROVIDE MFG. SHOP DRAWINGS TO ARCHITECT FOR REVIEW.
ALPOLIC DAVID KEARNEY 757-286-1005
dave_kearney@m-chem.com

Signature: *Robert Kempkes*
DATE: 04/25/23

NO.	DESCRIPTION	DATE	REV.
1	PT# 2023-00032		



2. 3/4" RIGID INSULATION, R-3.75 VALUE. INSTALL PER LOCAL CODES AND MFR'S SPEC'S.
3. PERMEABLE BUILDING WRAP. INSTALL PER LOCAL CODES AND MFR'S SPEC'S.
4. 1/2" EXTERIOR GRADE PLYWOOD.
5. 2x6 WOOD STUD FRAMING @ 16" O.C. (WITH CONTINUOUS DRAFTSTOP/FIRESTOP BLOCKING AT FINISH CEILING LEVEL).
6. UNFACED BATT INSULATION (R VALUE = 21).
7. "CERTAINTED MEMBRAN" SMART VAPOR RETARDER (SEMI-VAPOR PERMEABLE) BY CERTAINTED OR EQUAL.
8. 1/2" CEMENT BOARD SUBSTRATE FOR ALL TILE LOCATIONS. (TYP.) NON TILE LOCATIONS: 1/2" GYPSUM BOARD TO EXTEND TO DECK ABOVE. UNLESS NOTED OTHERWISE.
ALL GYP. BOARD MUST SCORE 10 PER ASTM D3273. REFERENCE CURRENT PROJECT MANUAL.
9. SEE A1.0 & ROOM FINISH SCHEDULE FOR ADDITIONAL SUBSTRATE INFORMATION.

EXTERIOR WINDOW ASSEMBLY (SPANDREL GLASS)
1. MFR: TUBELITE (SEE PROJECT MANUAL FOR ADDITIONAL VENDORS) PRODUCT 14000 SERIES FLUSH GLAZE T14000 I/O FRONT SET
2. DARK BRONZE ANODIZED ALUMINUM FRAME, THERMALLY BROKEN WITH HEAD RECEIVER CHANNEL.
3. 1" SPANDREL GLAZING
4. PROVIDE FLASHING AT HEAD & SILL - CONTINUOUS SEALANT.
5. PROVIDE METAL CAP @ EXTERIOR PC SILL

EXTERIOR WINDOW ASSEMBLY (STOREFRONT & ENTRANCE SYSTEM)
GLAZING REQ'S: U VALUE = 038 U VALUE "DOOR" = 0.77 SHGC = 0.40
1. DARK BRONZE ANODIZED ALUMINUM FRAME, THERMALLY BROKEN WITH HEAD RECEIVER CHANNEL
2. 1" TEMPERED INSULATED GLAZING
3. PROVIDE FLASHING AT HEAD & SILL - CONTINUOUS SEALANT.
4. PROVIDE METAL CAP @ EXTERIOR BRICK SILL
5. 1/2" CORIAN SILL AT INTERIOR

CANOPY SYSTEM W/ FASCIA
CANOPY INFORMATION SHOWN IN CONSTRUCTION DOCUMENTS IS FOR DESIGN INTENT ONLY. APPROVED MANUFACTURERS SHALL PROVIDE A COMPLETE AND CODE COMPLIANT FINAL DESIGN. REFER TO ELEVATIONS FOR COLOR OF ELEMENTS
1. CANOPY STRUCTURE/OUTRIGGERS: CONT. 2" x 8" PAINTED ALUM. TUBE. PROVIDE CLOSURE PIECE WHERE TUBE ENDS ARE EXPOSED.
2. FASCIA: CONT. 10" H PAINTED ALUM. W/ LED DOWN-LIGHT FIXTURE OVER CANOPY STRUCTURE.
3. TIEBACKS: PAINTED ALUM. THREADED RODS BY MFR. LOCATIONS AS INDICATED ON ROOF PLAN. FINAL LOCATIONS AND QUANTITY SHALL BE AS INDICATED ON TRELIS INSTALLATION DRAWINGS.
4. WHERE INDICATED ON ROOF PLAN, PROVIDE PAINTED ALUM. PANEL INFILL WITH INTEGRAL GUTTER AND SCUPPER TO MATCH OUTRIGGERS. PANEL TO PROVIDE POSITIVE SLOPE FOR DRAINAGE.
5. SYSTEM SHALL ALLOW FOR MOVEMENT AT EXPANSION JOINTS AND FOR MOVEMENT OF EXTERIOR WALL SYSTEM ON WHICH THE CANOPY IS MOUNTED.
6. STRUCTURAL ATTACHMENTS & LOAD CALCULATIONS SHALL BE FURNISHED BY CANOPY SYSTEM DESIGNER OF RECORD. SUPPLIER'S DESIGNER OF RECORD SHALL DESIGN PER PREVAILING CODES.
7. CANOPY SYSTEM SHALL BE SELECTED FROM ONE OF THE SUPPLIERS LISTED BELOW.
8. MANUFACTURER SHALL PROVIDE INSTALLER WITH INSTALLATION INSTRUCTIONS. MANUFACTURER SHALL DESIGN CANOPY IN ACCORDANCE WITH THE WALL SYSTEM AND BLOCKING AS INDICATED IN THE CONSTRUCTION DOCUMENTS.
9. INSTALLER SHALL NOTIFY CANOPY DESIGNER OF RECORD, McDONALD'S ACM, G.C. AND ARCHITECT OF ANY DEFICIENCIES THAT WOULD NOT ALLOW FOR THE PROPER INSTALLATION OF THE CANOPY. CANOPY SHALL NOT BE INSTALLED UNTIL DEFICIENCIES HAVE BEEN CORRECTED IN ACCORDANCE WITH THE CONSTRUCTION DOCUMENTS AND THE CANOPY MANUFACTURER'S INSTALLATION INSTRUCTIONS.

CANOPY SYSTEM BY:
GREENHECK (715) 355-3942 www.greenheck.com
ALL-LITE (817) 509-2300 www.allite.com
AWNEX (770) 704-7140 www.ownexinc.com
WHITE FASCIA & LED LIGHTING BY:
EVERBRITE (888) 857-4078 www.everbrite.com
PERSONA (800) 843-9888 www.personasigns.com

FOUNDATION AND PERIMETER INSULATION
1. SEE STRUCTURAL DRAWINGS FOR FOUNDATION AND SLAB DETAILS
2. PROVIDE RIGID EXTERIOR INSULATION AS FOLLOWS:
• VERTICALLY FROM TOP OF FOOTING TO TOP OF FOUNDATION WALL.
• R-VALUE: R-10

STATE OF MISSOURI ARCHITECT REGISTRATION BOARD
ROBERT KEMPKES ARCHITECT
NUMBER A-2026012300
11-10-2022

PREPARED BY: Robert Kempkes ARCHITECT
SHREVEPORT, MISSOURI
FAX: 501-242-1166 PHONE: 501-242-1166


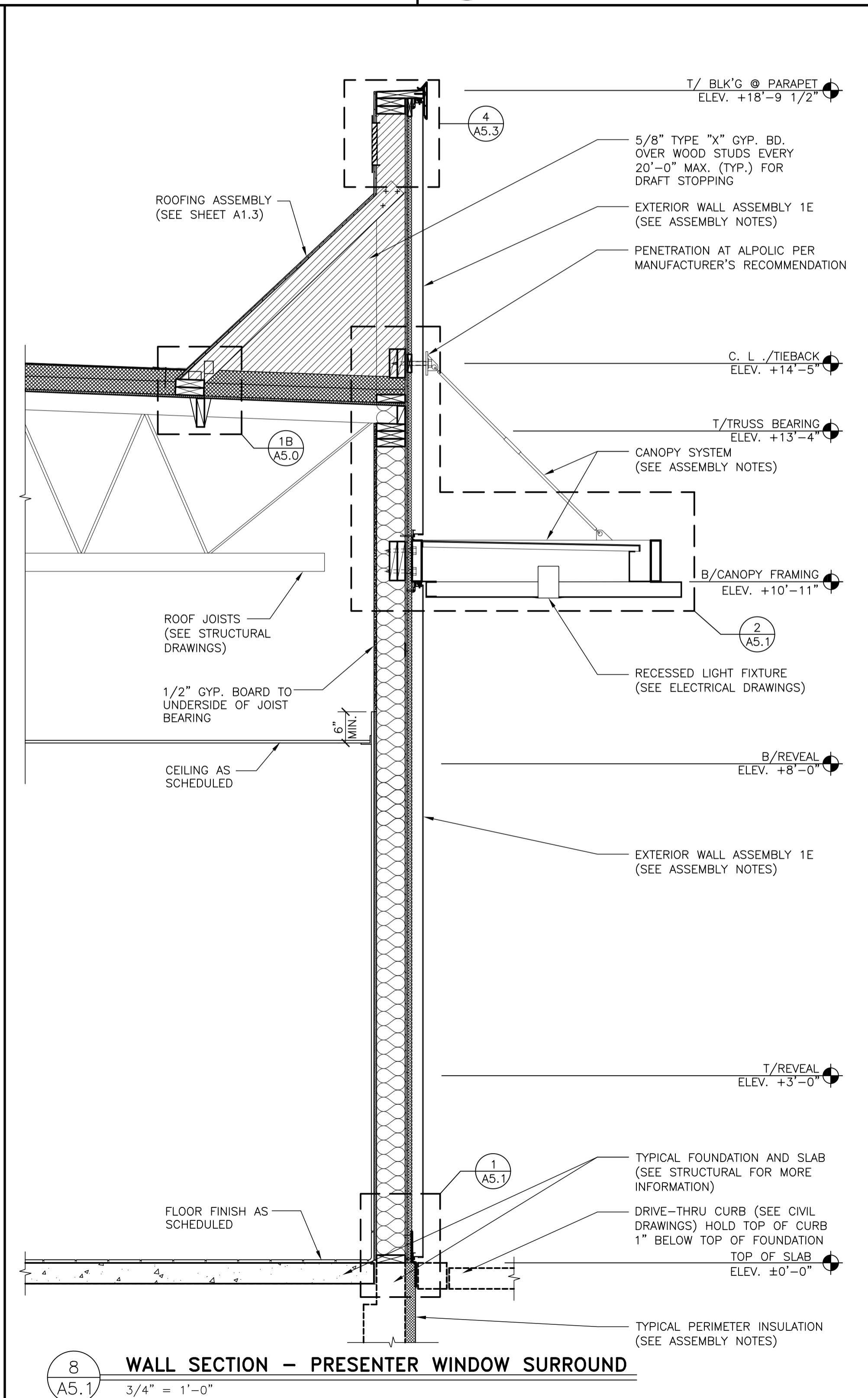
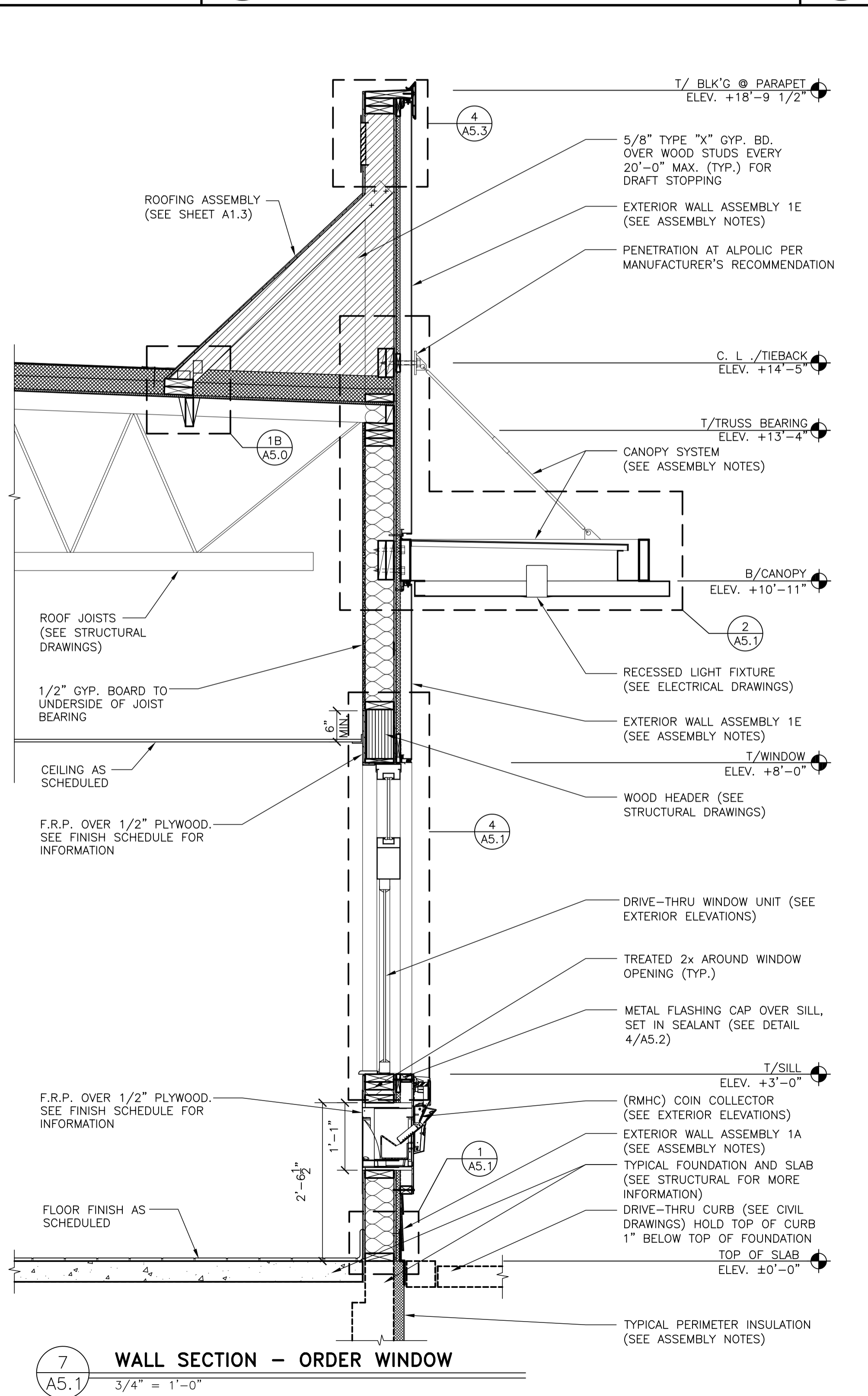
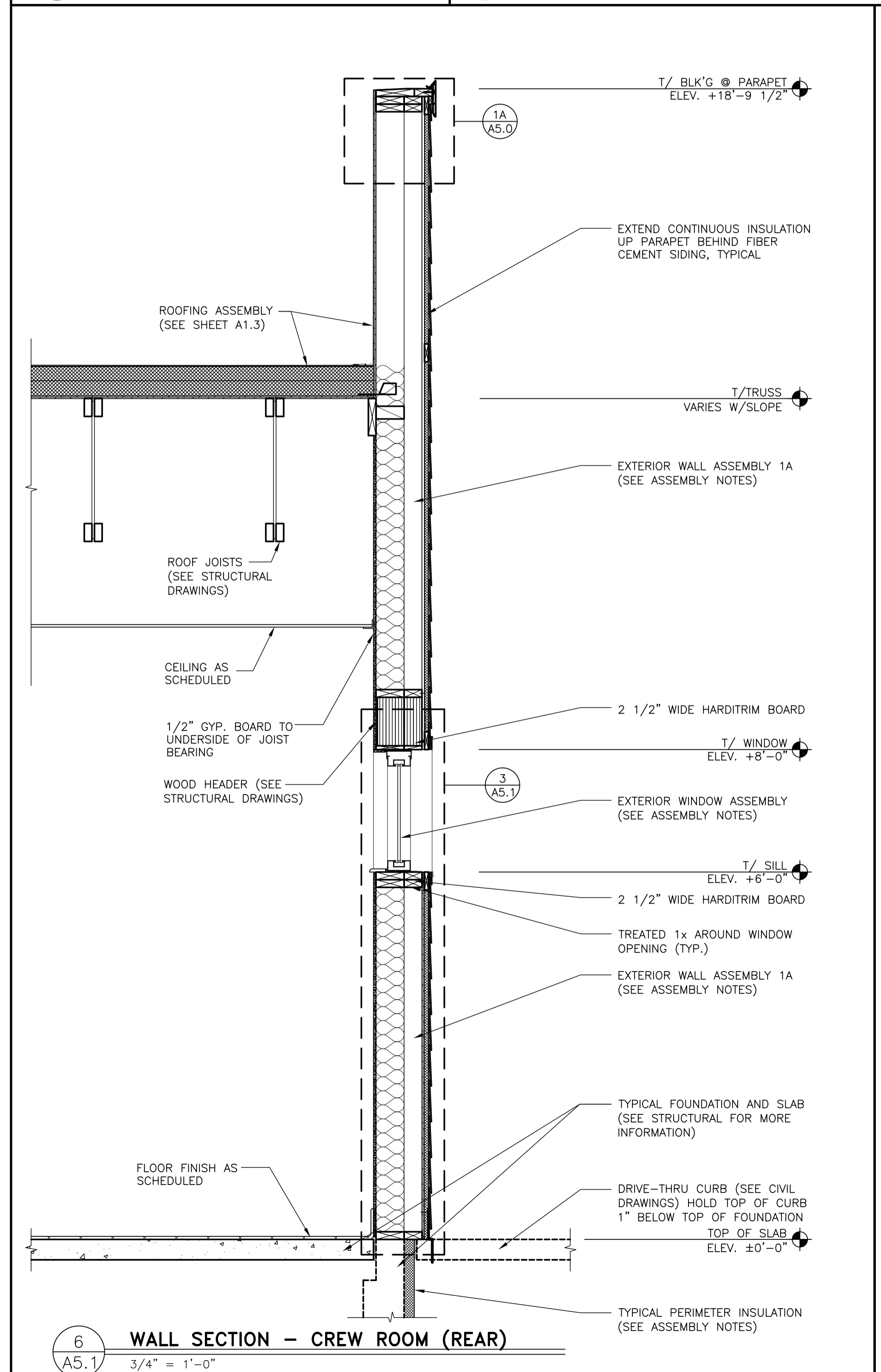
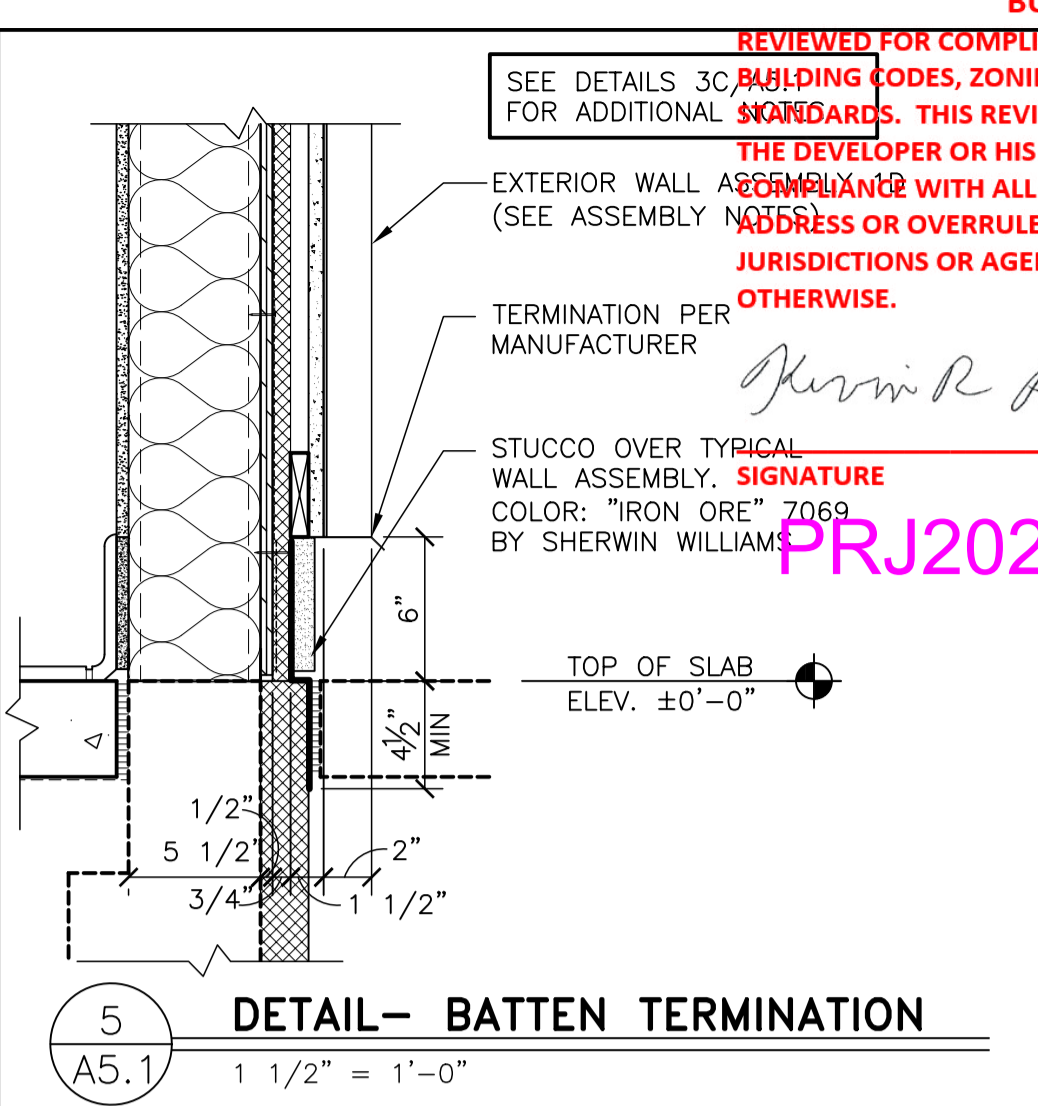
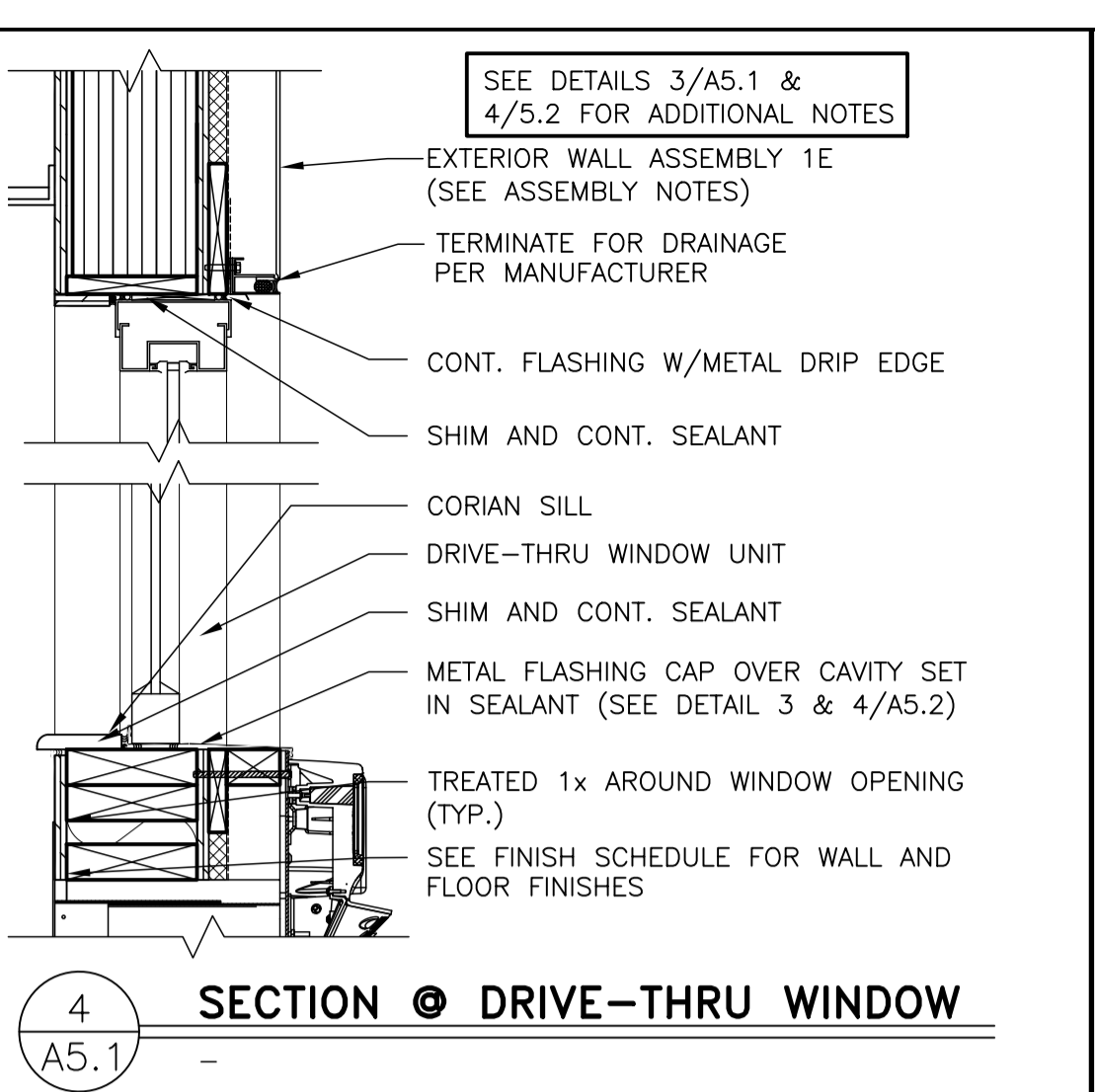
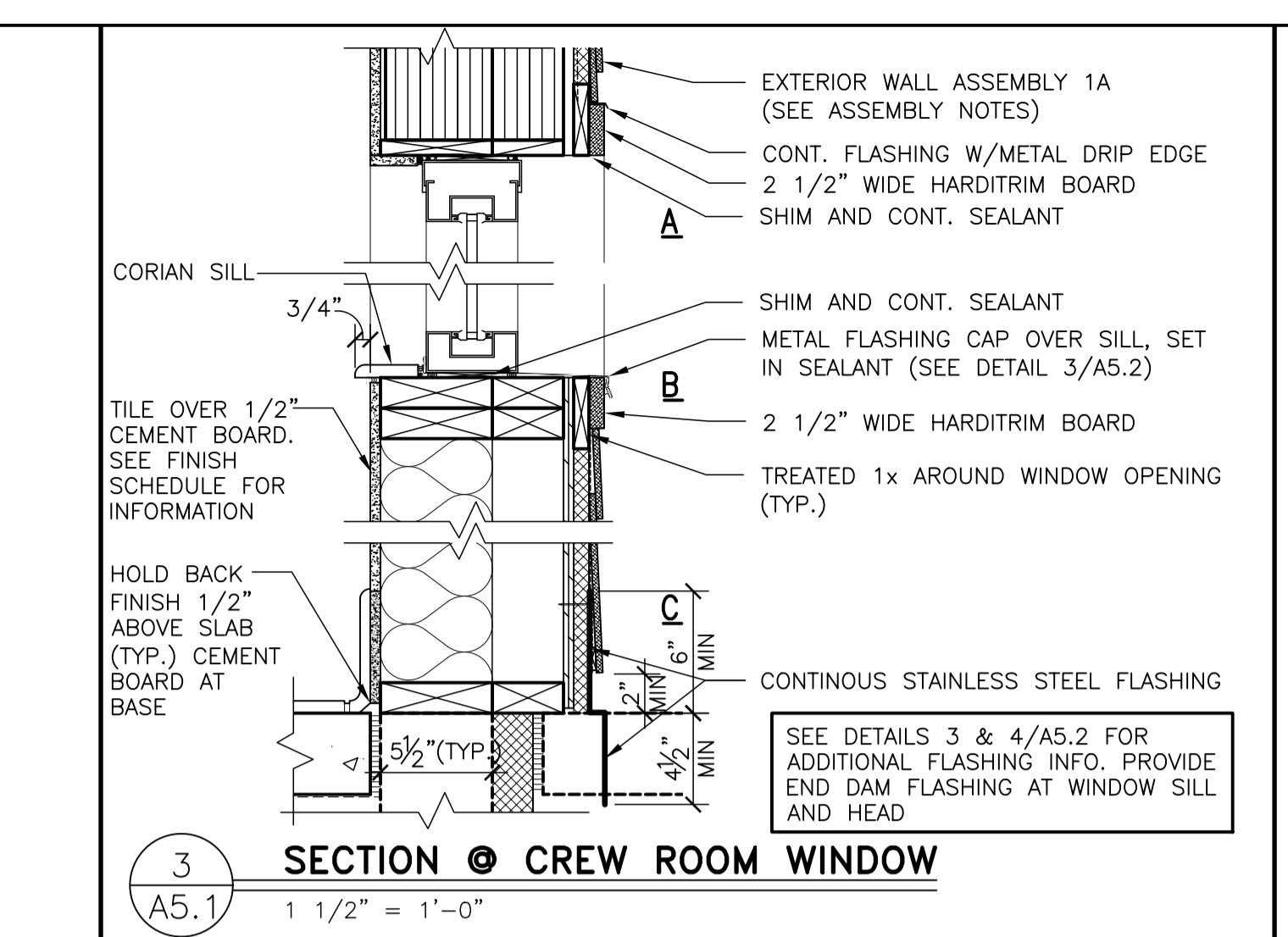
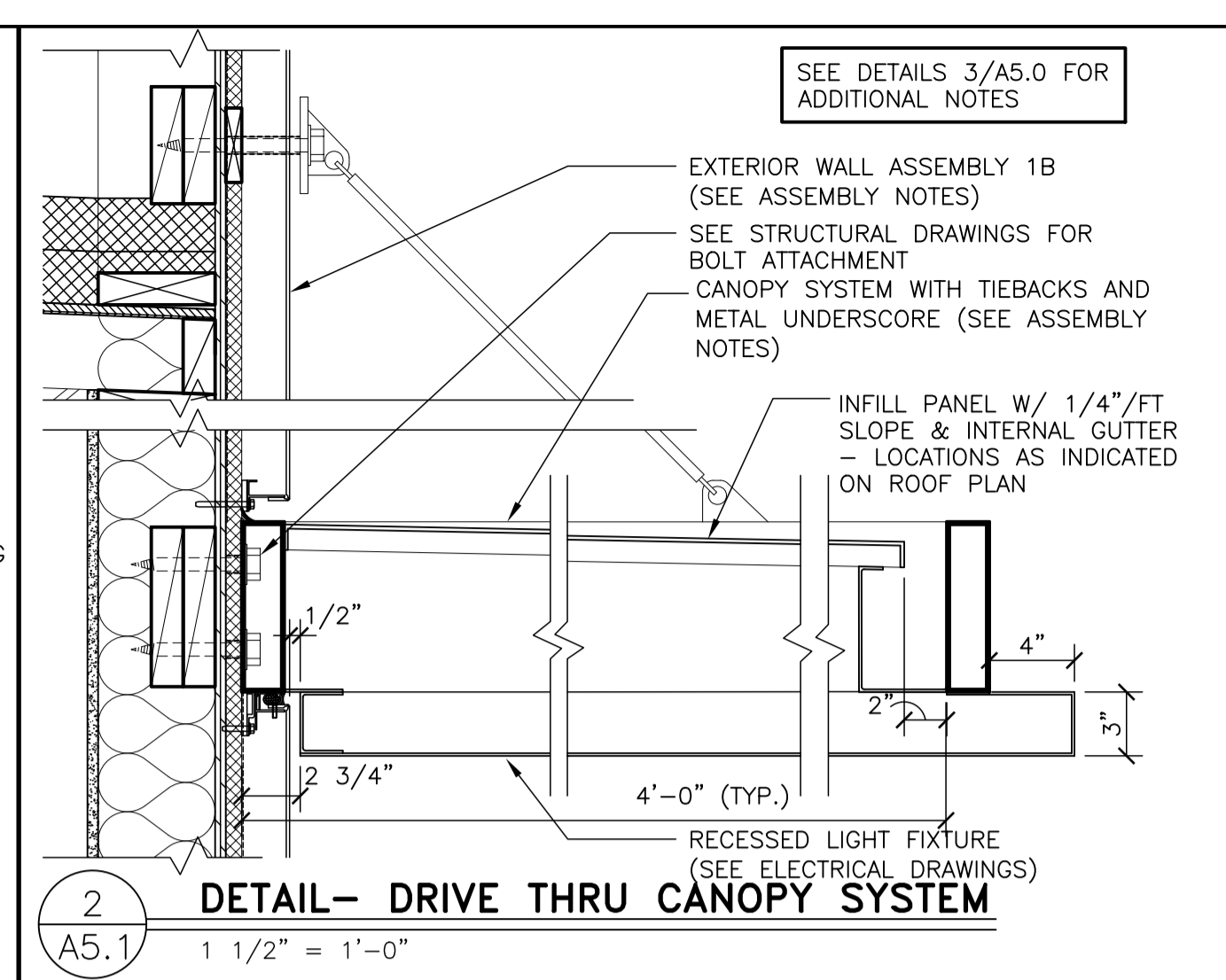
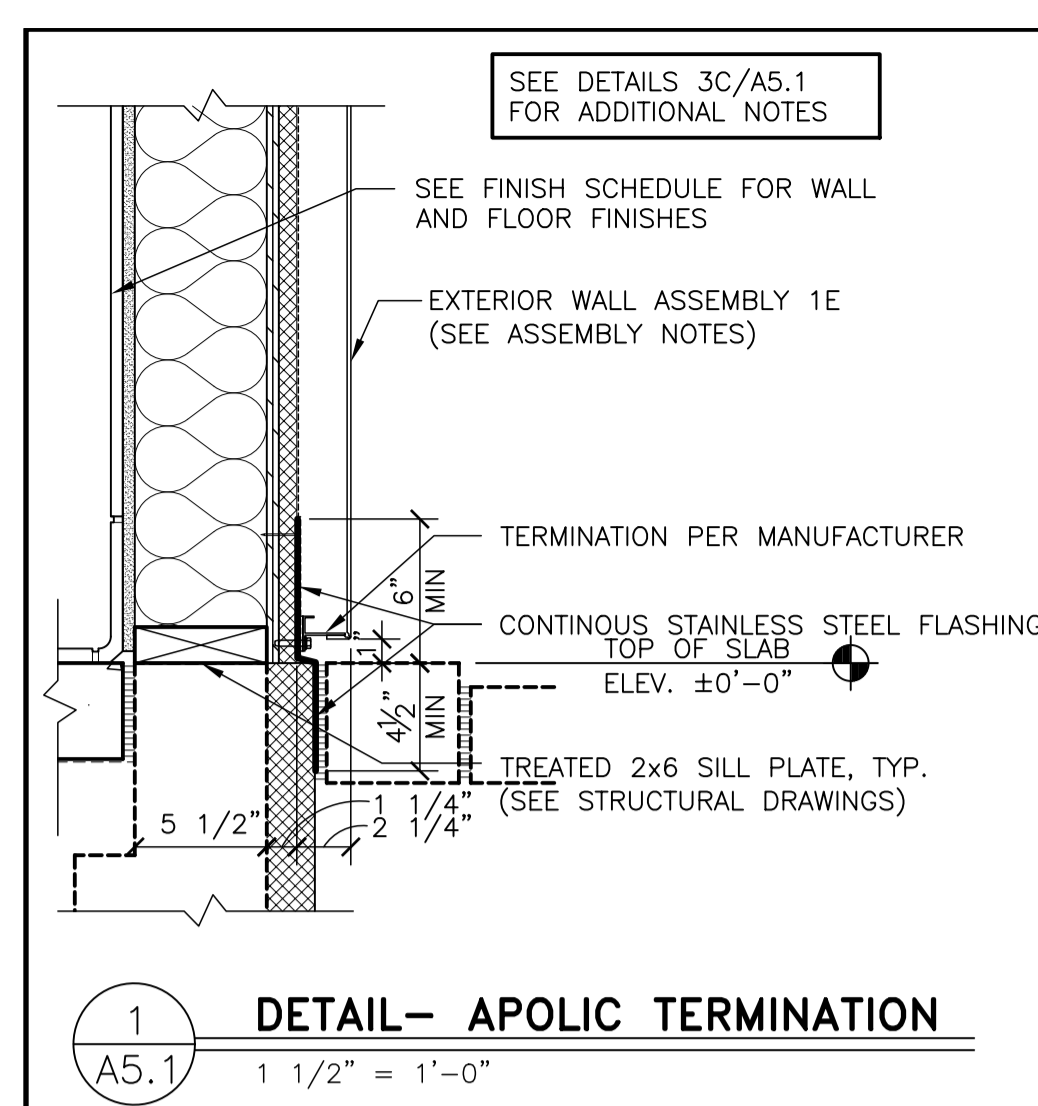
© 2022 McDonald's USA, LLC
McDonald's USA, LLC
These drawings and specifications are the confidential and proprietary property of McDonald's USA, LLC and shall not be copied or reproduced without written authorization. The contract documents were prepared in accordance with the contract documents for the project and are not suitable for use on a different site or at a later time. Use of these drawings for reference or example on another project requires the contract documents for that project to be reviewed and approved by the contract documents for reuse on another project is not authorized.

PREPARED FOR: McDonald's USA, LLC
DRAWN BY: [Blank]
DATE: 2022-10-10
REVIEWED BY: [Blank]
DATE ISSUED: 10-04-2022

TITLE: 2022 STANDARD BUILDING - BB20
DESCRIPTION: WOOD BEARING WALLS W/HARDIE BOARD SIDING WOOD ROOF TRUSS FRAMING E.I.F.S./BATTEN/HARDIE BOARD SIDING EXTERIOR FINISH
SITE ADDRESS: 3720 W Sunshine Springfield, MO 65804-1990
024-1290.00.0
A5.0
WALL SECTIONS

REVIEWED FOR COMPLIANCE WITH THE CITY CODE, ADOPTED BUILDING CODES, ZONING ORDINANCE AND DESIGN STANDARDS. THIS REVIEW AND APPROVAL DOES NOT RELIEVE THE DEVELOPER OR HIS AGENTS OF ANY RESPONSIBILITY FOR COMPLIANCE WITH ALL APPLICABLE REQUIREMENTS OR ADDRESS OR OVERRULE THE REQUIREMENTS OF OTHER JURISDICTIONS OR AGENCIES, UNLESS SPECIFICALLY NOTED OTHERWISE.

04/25/23
DATE
PRJ2023-00032



PREPARED BY: Robert Kempkes ARCHITECT 300 CENTRAL AVENUE, SUITE 200 SPRINGFIELD, MO 65801-3106 PHONE 503-624-9679 FAX 503-624-3366


PREPARED FOR: McDonald's USA, LLC © 2022 McDonald's USA, LLC These drawings and specifications are the confidential and proprietary property of McDonald's USA, LLC and shall not be copied or reproduced without written authorization. The contract documents were prepared in reliance on the information provided by the client. Use of these drawings for reference or example on another project requires the client's written approval. The contract documents for reuse on another project is not authorized.

TITLE	2022 STANDARD BUILDING - BB20
DESCRIPTION	4597 - WOOD/WOOD BEARING WALLS W/HARDIE BOARD SIDING WOOD ROOF TRUSS FRAMING W.L.F.S./BATTEN/HARDIE BOARD SIDING EXTERIOR FINISH
DATE ISSUED	10 04 2022
DATE	10 04 2022
REVIEWED BY	RH
STD ISSUE DATE	2022-10
DRAWN BY	
SHEET NO.	A5.1
WALL SECTIONS	
024-1290.00.0	
024-1290	3720 W Sunshine Springfield, MO

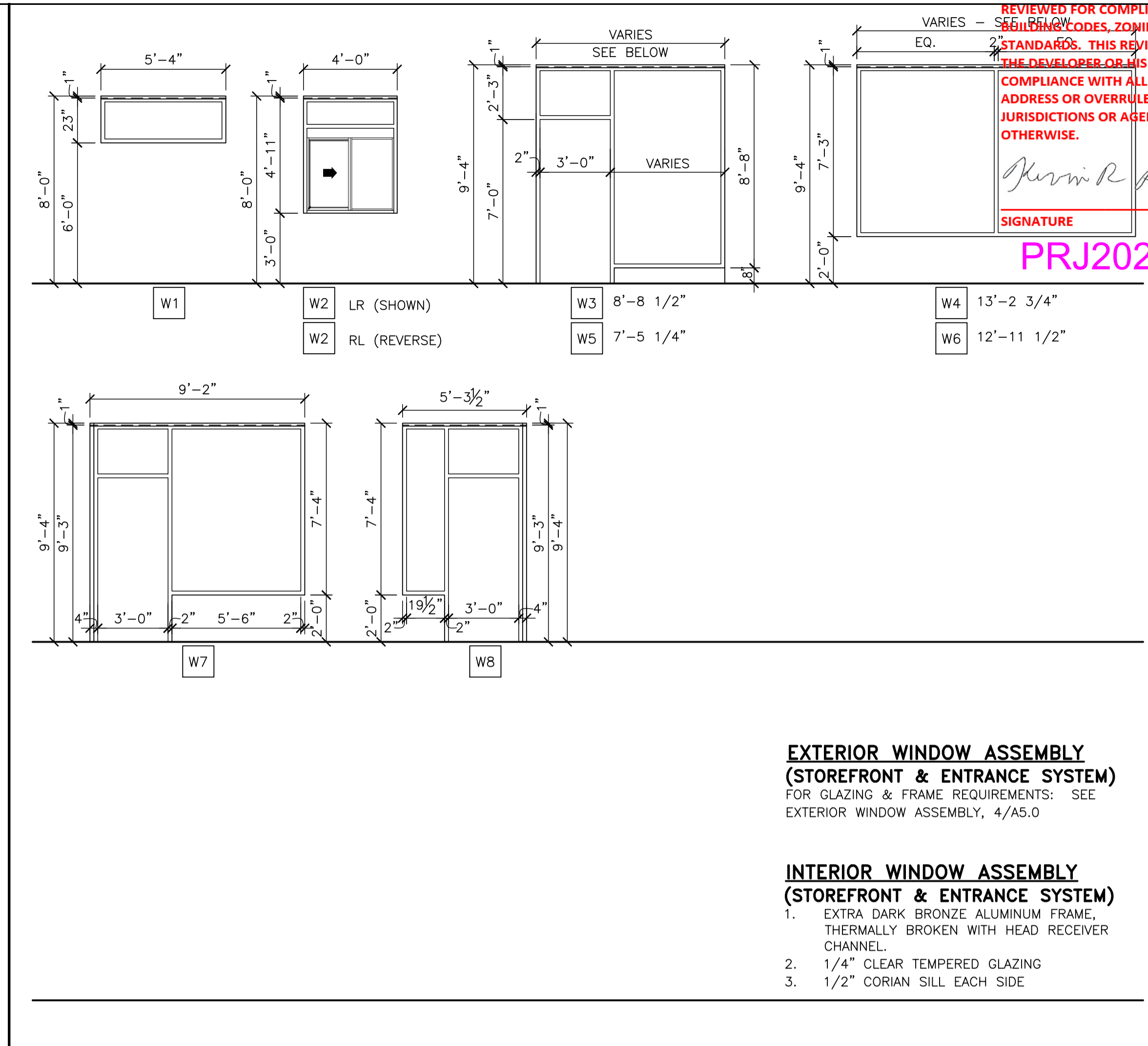
REVIEWED FOR COMPLIANCE WITH THE CITY CODE, ADOPTED BUILDING CODES, ZONING ORDINANCE AND DESIGN STANDARDS. THIS REVIEW AND APPROVAL DOES NOT RELIEVE THE DEVELOPER OR HIS AGENTS OF ANY RESPONSIBILITY FOR COMPLIANCE WITH ALL APPLICABLE REQUIREMENTS OR ADDRESS OR OVERLIE THE REQUIREMENTS OF OTHER JURISDICTIONS OR AGENCIES, UNLESS SPECIFICALLY NOTED OTHERWISE.

Robert R. Kempkes
SIGNATURE DATE 04/25/23

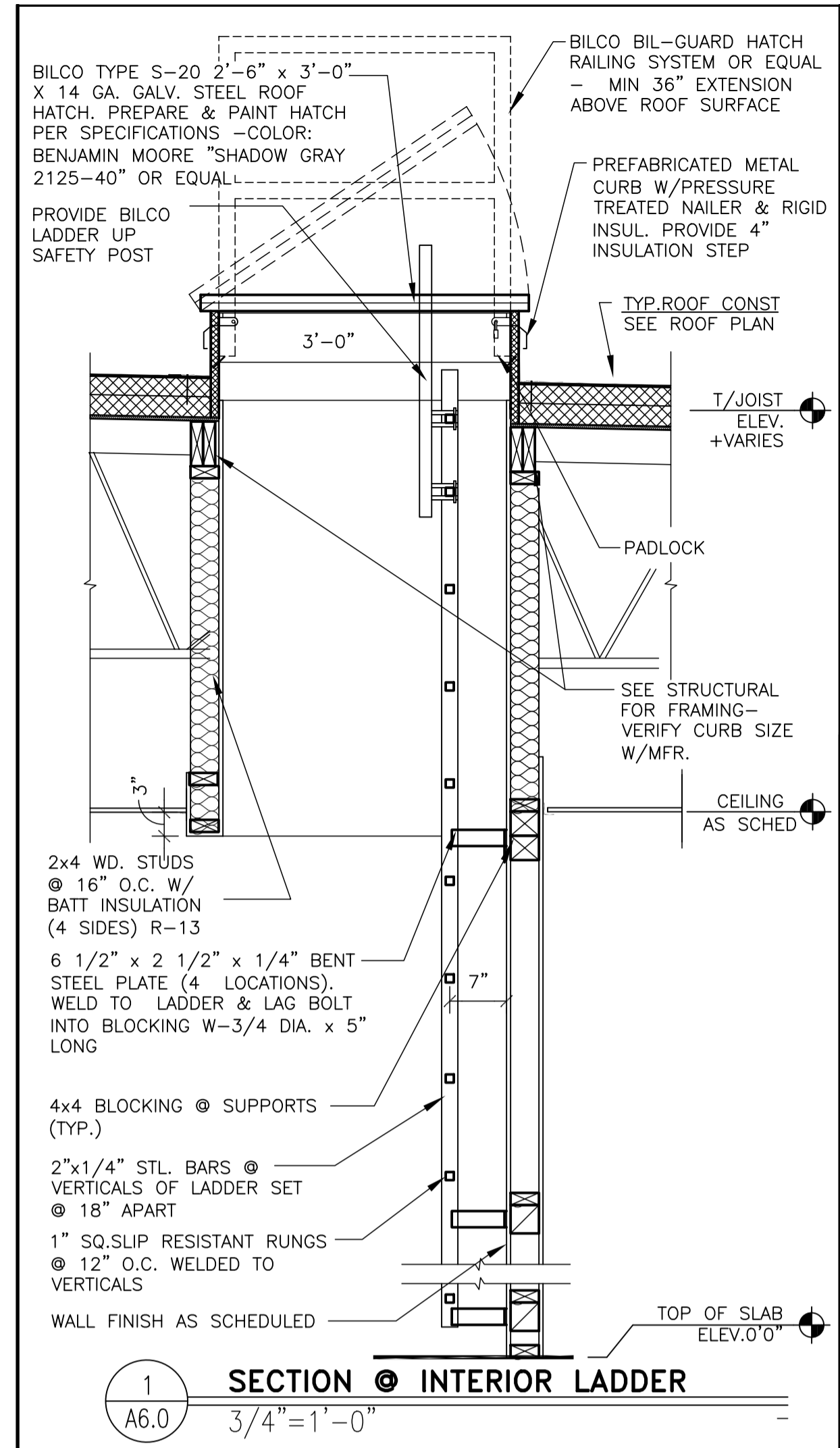
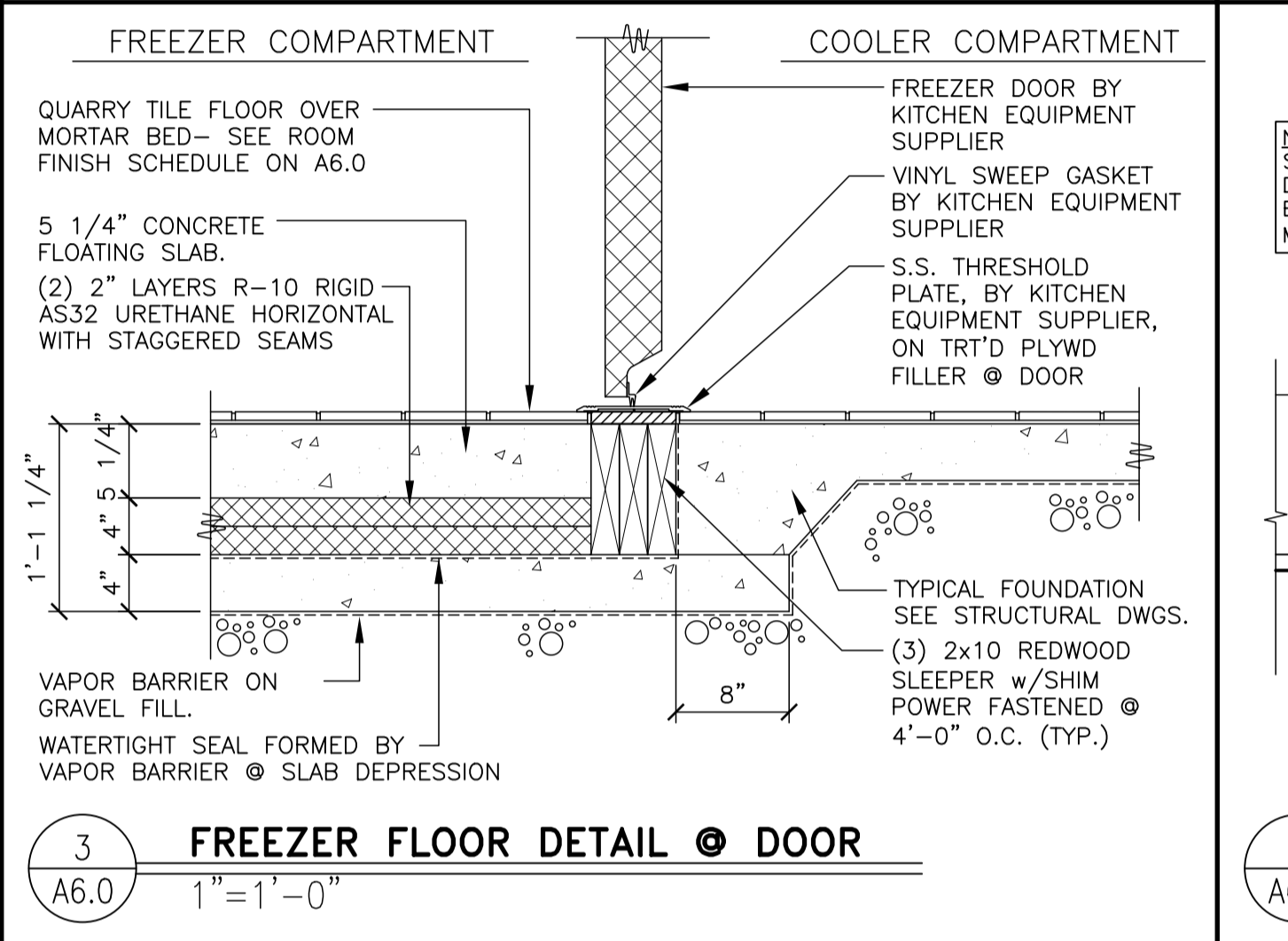
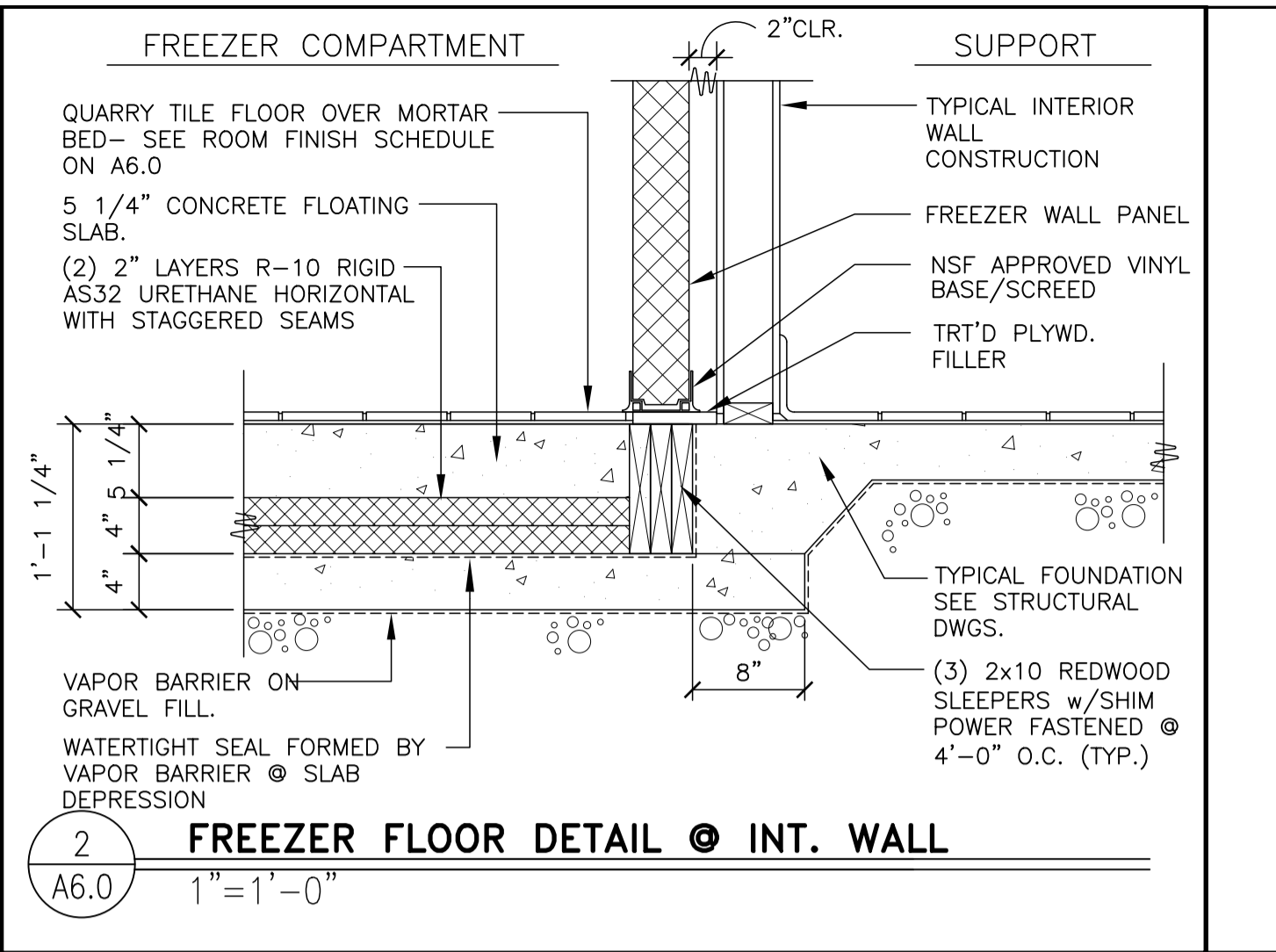
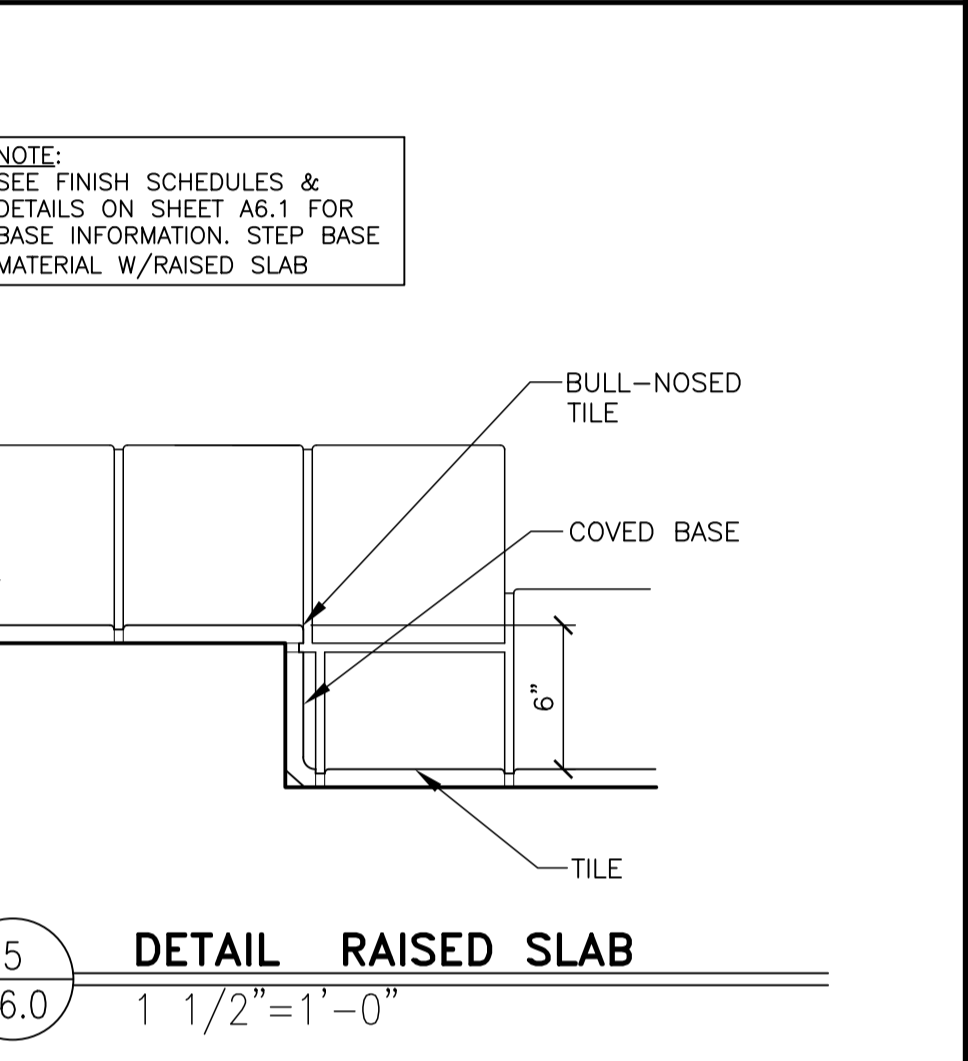
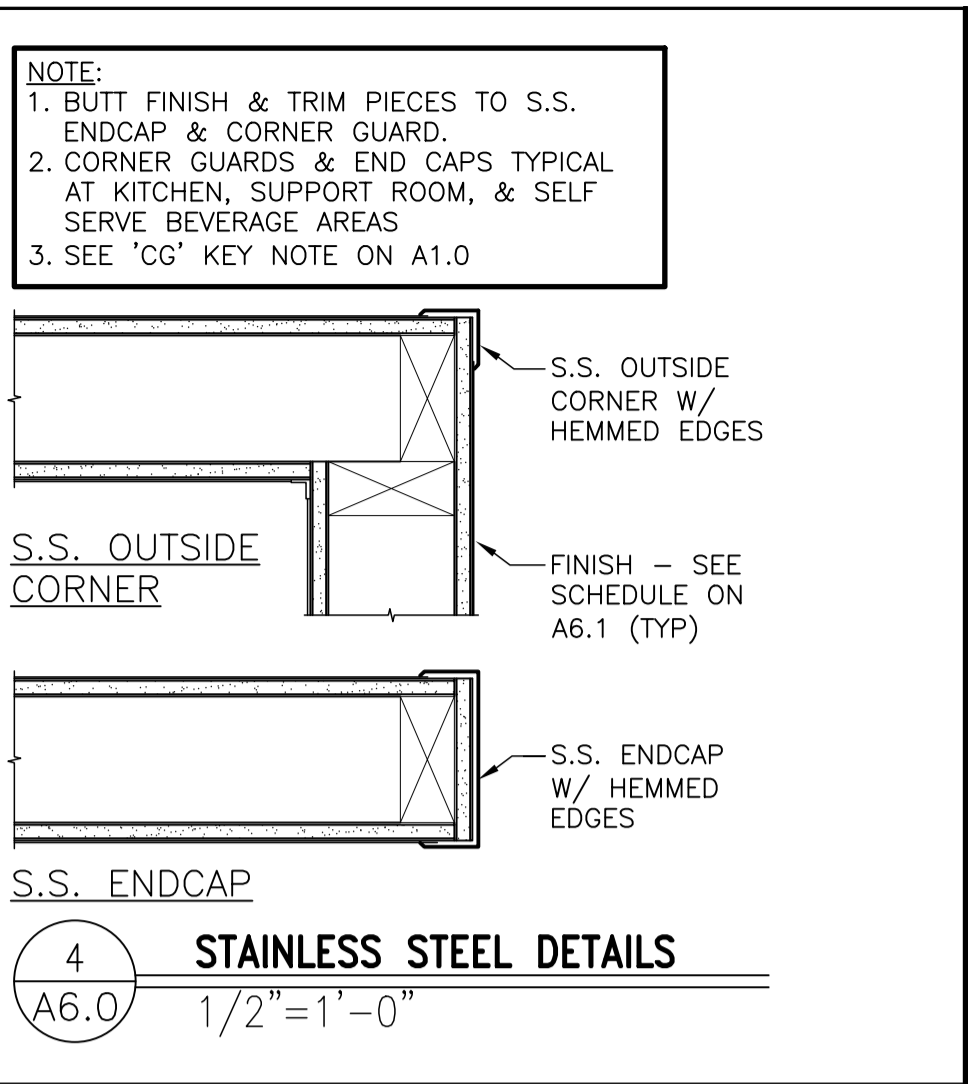
PRJ2023-00032



PREPARED BY: Robert Kempkes ARCHITECT
3022 McDonald's USA, LLC
1110 W. Sunshine
Springfield, MO 65804-1990
417-881-1990



FRAME TYPES

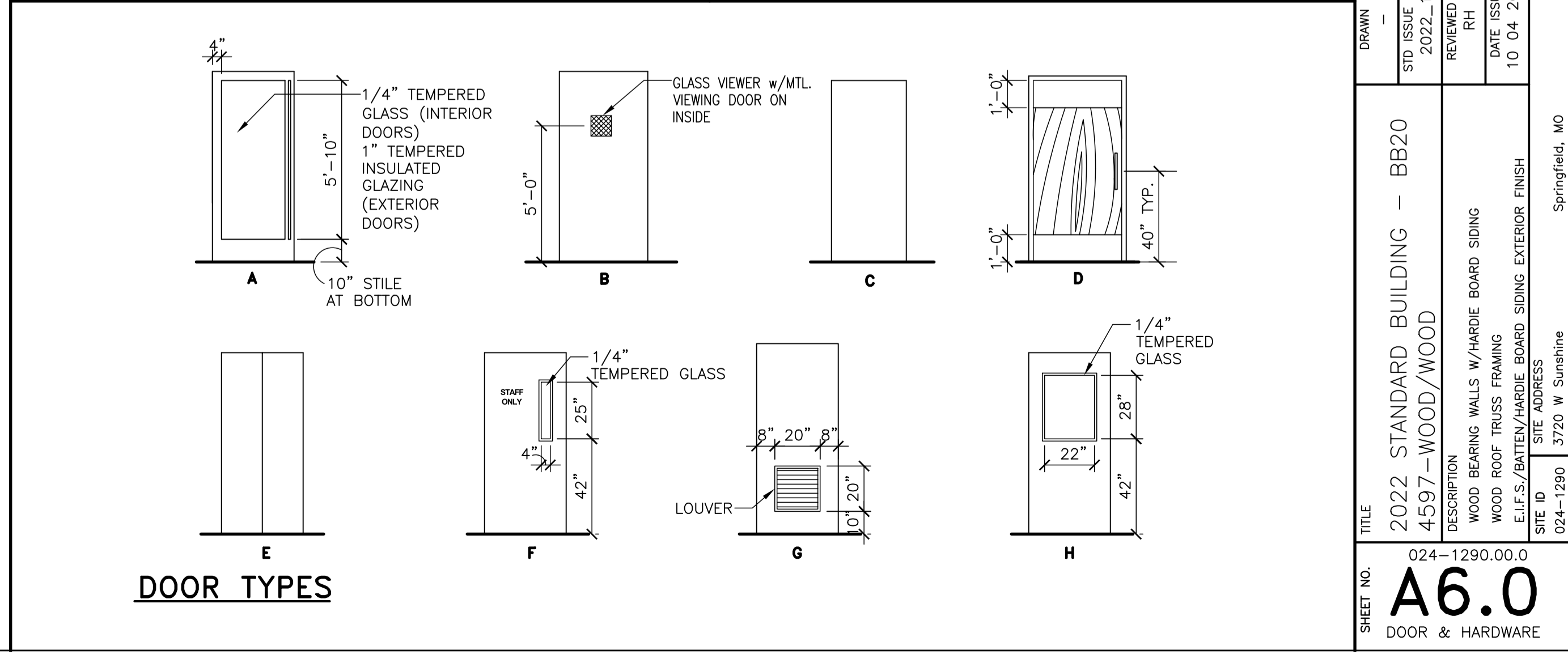


DOOR SCHEDULE

MARK	DOOR	MATERIAL	SIZE	TYPE	FRAME	FRAME MATERIAL	FRAME SIZE
1	ALUM.	ALUM.	3'-0"x7'-0"x1 3/4"	A	ALUM.	ALUM.	(NOTE 5)
1A			NOT USED				
2	ALUM.	ALUM.	3'-0"x7'-0"x1 3/4"	A	ALUM.	ALUM.	(NOTE 5)
3	H.M.	H.M.	4'-0"x7'-0"x1 3/4"	B	H.M.	2" JAMB 4" HD	
3A	H.M.	H.M.	4'-0"x7'-0"x1 3/4"	C	H.M.	2" JAMB 4" HD	
4	H.M.	H.M.	3'-0"x7'-0"x1 3/4"	C	H.M.	2" JAMB 4" HD	
5	S.C. WOOD W/ LAM.	S.C. WOOD W/ LAM.	3'-0"x6'-8"x1 3/4"	B	H.M.	2" JAMB & HEAD	
6	S.C. WOOD W/ LAM.	S.C. WOOD W/ LAM.	3'-0"x4'-8"x1 3/4"	D	H.M.	2" JAMB & HEAD	
6A	S.C. WOOD W/ LAM.	S.C. WOOD W/ LAM.	2'-6"x4'-8"x1 3/4"	D	H.M.	2" JAMB & HEAD	
7	S.C. WOOD W/ LAM.	S.C. WOOD W/ LAM.	3'-0"x6'-8"x1 3/4"	C	H.M.	2" JAMB & HEAD	
8	S.C. WOOD W/ LAM.	S.C. WOOD W/ LAM.	2'-0"x8'-8"x1 3/4"	C	H.M.	2" JAMB & HEAD	
8A	S.C. WOOD W/ LAM.	S.C. WOOD W/ LAM.	(2) 1'-0"x8'-0"x1 3/4"	E	H.M.	2" JAMB & HEAD	
9	INSULATED METAL	INSULATED METAL	3'-0"x6'-6"x4"	C	N/A	N/A	
10	H.M.	H.M.	3'-0"x7'-0"x1 3/4"	F	H.M.	2" JAMB 4" HD	
11			NOT USED				
12			NOT USED				
13			NOT USED				
14	S.C. WOOD W/ LAM.	S.C. WOOD W/ LAM.	3'-0"x6'-8"x1 3/4"	H	H.M.	2" JAMB & HEAD (NOT USED)	
15	H.M.	H.M.	3'-0"x7'-0"x1 3/4"	G	H.M.	2" JAMB 4" HD	
16	S.C. WOOD W/ LAM.	S.C. WOOD W/ LAM.	3'-0"x6'-8"x1 3/4"	H	H.M.	2" JAMB & HEAD (NOT USED)	

GENERAL DOOR NOTES:

- GC TO INSTALL ACCESSIBILITY DOOR SIGNS WHERE REQ'D BY LOCAL CODES - SEE GENERAL NOTE 6, SHEET A1.0
- DETEX ALARM CONTACT SWITCHES SHALL BE RECESSED INTO THE TOP OF THE DOOR & HOLLOW METAL FRAME ABOVE
- DOORS, DOOR FRAMES, & HARDWARE FOR DOORS 3, 3A, 4, 5, 6, 6A, 7, 8, 8A, 10, 14, 15, 16 SUPPLIED BY: UNIVERSAL MANUFACTURING 1-800-821-1414.
- DOOR 9 SUPPLIED BY FREEZER/COOLER MANUFACTURER
- SEE ELEVATIONS AND WALL SECTIONS
- ALL INTERIOR SOLID CORE WOOD DOORS TO HAVE A LAMINATED FINISH, AS INDICATED PER DECOR DWGS
- DOOR 8 & 8A - LAMINATED FINISH - "WILSONART DOVE GREY" D92-60
- DOOR 3, 3A, 4 & 15 TO HAVE MAXIMUM U VALUE = 0.37



DOOR SCHEDULE

GENERAL NOTES:

- ALL EXIT DOORS SHALL BE KEYLESS IN THE DIRECTION OF EGRESS.
- THE OPENING FORCE OF ALL EXT. PUSH/PULL DOORS SHALL NOT EXCEED 8 1/2 LBS.
- THE OPENING FORCE OF ALL INTERIOR PUSH/PULL DOORS SHALL NOT EXCEED 5 LBS.
- PROVIDE PANIC HARDWARE FOR ALL EXTERIOR DOORS AS NOTED ON THE DOOR SCHEDULE.
- ALL DOOR HARDWARE SHALL NOT REQUIRE TIGHT GRASPING, TIGHT PINCHING OR TWISTING OF THE WRIST TO OPERATE.

DOOR #1 - ENTRY DOOR

- 1 EA CLOSER LCN 4021 x 18
- 3 EA HINGES OFFSET PIVOT ANSI -A-156.4 GRADE 1; PROVIDE EXPOSED PARTS OF CAST ALUMINUM ALLOY, AS SUPPLIED BY DOOR MANUFACTURER.
- 1 EA PULL HANDLE ROCKWOOD MFG. MODEL: RM3301. SIZE: 1-1/4" DIA. CTC: 5"-10". FINISH: TO MATCH STOREFRONT DOOR. OFFSET MOUNTING: TYPE 1XHD - THRU BOLT HEAVY DUTY
- 1 EA PANIC HARDWARE ADAMS RITE MFG. CO. 8800 SERIES WITH OUTSIDE CYLINDER (FINISH TO MATCH STOREFRONT DOOR)
- 1 EA THRESHOLD NATIONAL GUARD PRODUCTS, INC. SADDLE TYPE THRESHOLD 325, 36" WIDE x 1/2" RISE (ADA ACCESSIBLE).
- 1 EA WEATHER STRIPPING: PROVIDE COMPRESSION WEATHER STRIPPING AGAINST FIXED STOPS. AT OTHER EDGES PROVIDE SLIDING WEATHER STRIPPING RETAINED IN ADJUSTABLE STRIP MORTISED INTO DOOR EDGE. PROVIDE EPDM OR VINYL GASKET WEATHER STRIPPING IN BOTTOM DOOR RAIL ADJUSTABLE FOR CONTACT W/ THRESHOLD.
- 1 EA SIGN MOUNT ONTO DOOR, TO READ "THIS DOOR MUST REMAIN UNLOCKED WHENEVER THE BUILDING IS OCCUPIED/DURING BUSINESS HOURS."

DOOR #1A - (NOT USED) EMERGENCY EXIT

- 1 EA CLOSER LCN 4021 x 18
- 3 EA HINGES OFFSET PIVOT ANSI -A-156.4 GRADE 1; PROVIDE EXPOSED PARTS OF CAST ALUMINUM ALLOY, AS SUPPLIED BY DOOR MANUFACTURER.
- 1 EA PANIC HARDWARE ADAMS RITE MFG. CO. 8800 SERIES WITH OUTSIDE CYLINDER (FINISH TO MATCH STOREFRONT DOOR)
- 1 EA THRESHOLD NATIONAL GUARD PRODUCTS, INC. SADDLE TYPE THRESHOLD 325, 36" WIDE x 1/2" RISE (ADA ACCESSIBLE).
- 1 EA WEATHER STRIPPING: PROVIDE COMPRESSION WEATHER STRIPPING AGAINST FIXED STOPS. AT OTHER EDGES PROVIDE SLIDING WEATHER STRIPPING RETAINED IN ADJUSTABLE STRIP MORTISED INTO DOOR EDGE. PROVIDE EPDM OR VINYL GASKET WEATHER STRIPPING IN BOTTOM DOOR RAIL ADJUSTABLE FOR CONTACT W/ THRESHOLD.
- 1 EA SIGN MOUNT ONTO DOOR, TO READ "THIS DOOR MUST REMAIN UNLOCKED WHENEVER THE BUILDING IS OCCUPIED/DURING BUSINESS HOURS."

DOOR #2 - VESTIBULE

- 1 EA CLOSER LCN 4041 x 18
- 3 EA HINGES OFFSET PIVOT ANSI -A-156.4 GRADE 1; BY DOOR MANUFACTURER.
- 1 EA PUSH/PULL HANDLE HAGER PUSH/PULL SET 164D/V/B.

DOOR #3 - STORAGE DELIVERY

- 1 EA HINGE 780-112HD 83" ALUM HAGER
- 1 EA CLOSER 4111 H-CUSH ALUM LCN
- 1 EA PANIC 9975EO-LD 48" SP28 V.DUPRIN
- 1 EA TRIM 990DT US26D V.DUPRIN
- 1 EA EXIT ALARM EXA2500 FLUSH DETEX
- 1 EA LOCKGUARD CLP110 US32D DON-JO
- 1 EA TREADPLATE 24 X 46 UMCO
- 1 EA WTH/STP160V 48 X 84 N.GUARD
- 1 EA THRESHOLD 325HD 48" N.GUARD
- 1 EA SWEEP 101VA 48" N.GUARD
- 1 EA VIEW FRAME LVGLFMD 9 X 9 DKB W/FLAP ON INSIDE N.GUARD

DOOR #3A - FREEZER DELIVERY

- 1 EA HINGE 780-112HD 83" ALUM HAGER
- 1 EA DEADBOLT B661P 626 SCHLAGE
- 1 EA PULL H3E US28 HAGER
- 1 EA LOCKGUARD CLP110 US32D DON-JO
- 1 EA TREADPLATE 24 X 46 UMCO
- 1 EA WTH/STP 160V 48 X 84 N.GUARD
- 1 EA THRESHOLD 325HD 48" N.GUARD
- 1 EA SWEEP 101VA 48" N.GUARD

DOOR #4 - REAR EXIT

- 1 EA HINGE 780-112HD 83" ALUM HAGER
- 1 EA CLOSER 4111 H-CUSH ALUM LCN
- 1 EA PANIC 9975EO-LD 48" SP28 V.DUPRIN
- 1 EA TRIM 990DT US26D V.DUPRIN
- 1 EA EXIT ALARM EXA2500 FLUSH DETEX
- 1 EA LOCKGUARD CLP110 US32D DON-JO
- 1 EA TREADPLATE 24 X 34 UMCO
- 1 EA WTH/STP160V 36 X 84 N.GUARD
- 1 EA THRESHOLD 325HD 48" N.GUARD
- 1 EA SWEEP 101VA 36" N.GUARD
- 1 EA VIEW FRAME LVGLFMD 9 X 9 DKB W/FLAP ON INSIDE N.GUARD

DOOR #5 - RESTROOM ENTRY

- 3 EA HINGE BB1279 4 1/2 X 4 1/2 US26D HAGER
- 1 EA CLOSER LDPA4031 SNB ALUM LCN
- 1 EA PUSH PLATE 305 4 X 32 US32D 40" AFF MOUNTED TO CENTER OF PLATE
- 1 EA PULL PLATE LADDER PULL HANDLE WITH DECORATIVE FINING, 32" L DIA #S-32-1000 - UMCO 32D. 40" AFF MOUNTED CENTER OF PULL
ALT. OPTION: 1 EA PULLPLATE SANITGRASP
- 2 EA KICKPLATE 190S 8 X 34 US32D HAGER
- 1 EA DOOR STOP 236W US32D HAGER
- 1 EA FINGER GRD MKIA PUSH SIDE BRN F.SAFE
- 1 EA FINGER GRD MKIB PULL SIDE BRN F.SAFE
- 1 EA STEPPULL PULL SIDE (OPTIONAL)

DOOR #6 - ADA STALL

- 2 EA HINGE 1250 4 1/2 X 4 1/2 US26D HAGER
- 1 EA HINGE BB1279 4 1/2 X 4 1/2 US26D HAGER
- 1 EA DEADBOLT B571 X 10-087 214EE X 12 X 291 X 626
- 2 EA BACK TO BACK LADDER PULL HANDLE, 16"L, 1"DIA #S-16-1000 BTB-UMCO 32D MOUNTED 6" FROM EDGE OF DOOR TO CENTER OF SCREWS - 28 1/2" MOUNTED 28 1/2" FROM TOP OF DOOR TO C/L OF PULL
- 1 EA ROBE HOOK 917 BRADLEY
- 1 EA DOOR STOP 236W US32D HAGER

DOOR #6A - STANDARD STALL

- 2 EA HINGE 1250 4 1/2 X 4 1/2 US26D HAGER
- 1 EA HINGE BB1279 4 1/2 X 4 1/2 US26D HAGER
- 1 EA DEADBOLT B571 X 10-087 214EE X 12 X 291 X 626
- 2 EA BACK TO BACK LADDER PULL HANDLE, 16"L, 1"DIA #S-16-1000 BTB-UMCO 32D MOUNTED 6" FROM EDGE OF DOOR TO CENTER OF SCREWS - 28 1/2" MOUNTED 28 1/2" FROM TOP OF DOOR TO C/L OF PULL
- 1 EA ROBE HOOK 917 BRADLEY
- 1 EA DOOR STOP 236W US32D HAGER

DOOR #7 - DINING ROOM JANITORS CLOSET

- 3 EA HINGE BB1279 4 1/2 X 4 1/2 US26D HAGER
- 1 EA LOCK NDBOPD RHO 626 SCHLAGE
- 1 EA LOCK GUARD CLP110 US32D DON JO

DOOR #8 - COMPUTER CLOSET

- 3 EA HINGE BB1279 4 1/2 X 4 1/2 US26D HAGER
- 1 EA LOCK NDBOPD RHO 626 SCHLAGE
- 1 EA LOUVER L700RX DKB 12 X 18 N.GUARD

DOOR #8A - COMPUTER CLOSET

- 8 EA HINGE BB1279 4 1/2 X 4 1/2 US26D HAGER
- 1 EA LOCK NDBOPD RHO 626 SCHLAGE
- 2 EA FLUSH BOLT 283D US26D HAGER

DOOR #9 - COOLER

1. ALL DOOR HARDWARE FOR THE REFRIGERATED COOLER / FREEZER SHALL BE PROVIDED BY THE MANUFACTURER.
MANUFACTURER: KOLPAK @ HY #41 N. MCCORKLE PARK ROAD
PARSONS, TN 38363 PHONE: 800-344-4675

HARDWARE PROVIDED:

- MAGNETIC PERIMETER DOOR GASKET
- THRESHOLD REINFORCED PLASTIC (FRP)
- POSI-SEAL DOOR CLOSURE
- STATIONARY CHROME DOOR PULL HANDLE
- INTERIOR SAFETY RELEASE HANDLE
- HINGES - BRUSHED CHROME CAST ALLOY

DOOR #10 CREW

- 1 EA HINGE 780-112HD 83" ALUM HAGER
- 1 EA CLOSER 1461 RW/PA ALUM LCN
- 1 EA LOCK NDBOPD RHO 626 SCHLAGE
- 1 EA ELEC STRIKE 6211 24V DC FSE US32D SCHLAGE
- 1 EA PWR SUPPLY P9302 SCHLAGE
- 1 EA DOOR BELL BSV-24P SURFACE MOUNTED
- 3 EA PUSH BUTTON 621-RD-DA HDP 626 SCHLAGE
- 1 EA TREADPLATE 24 X 34 UMCO
- 1 EA VIEW FRAME LFR100 6 X 27 DKB N.GUARD
- 1 EA GLASS 5 X 26 W 1/4 UMCO

DOOR #14 (NOT USED) MANAGERS OFFICE

- 3 EA HINGE BB1279 4 1/2 X 4 1/2 US26D HAGER
- 1 EA LOCK NDBOPD RHO 626 SCHLAGE
- 1 EA VIEW FRAME LFR100 24 X 30 DKB N.GUARD
- 1 EA GLASS 23 X 29 X 1/4 CLEAR UMCO

DOOR #15 CO2

- 1 EA HINGE 780-112HD 83" ALUM HAGER
- 1 EA LOCK NDBOPD RHO 626 SCHLAGE
- 1 EA LOCK GUARD CLP110 US32D DON JO
- 1 EA WTH/STP 160V 36 X 84 N.GUARD
- 1 EA THRESHOLD 425E 36" N.GUARD
- 1 EA SWEEP 101VA 36" N.GUARD
- 1 EA SEC. LOUVER LVRSG-3 DKB 18 X 18 N.GUARD

DOOR #16 (NOT USED) CREW ROOM

- 3 EA HINGE BB1279 4 1/2 X 4 1/2 US26D HAGER
- 1 EA LOCK NDBOPD RHO 626 SCHLAGE
- 1 EA VIEW FRAME LFR100 24 X 30 DKB N.GUARD
- 1 EA GLASS 23 X 29 X 1/4 CLEAR UMCO

DOOR HARDWARE

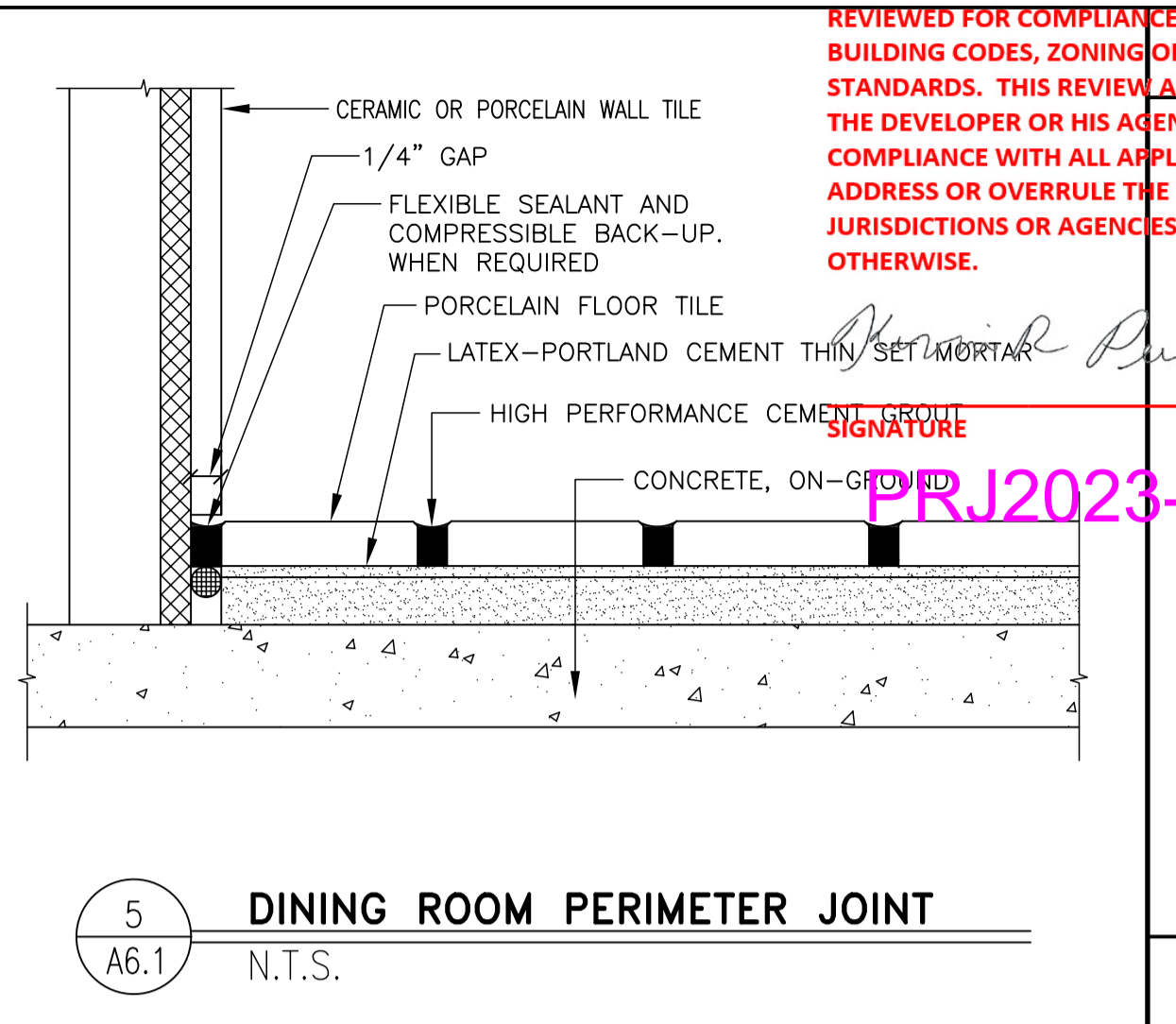
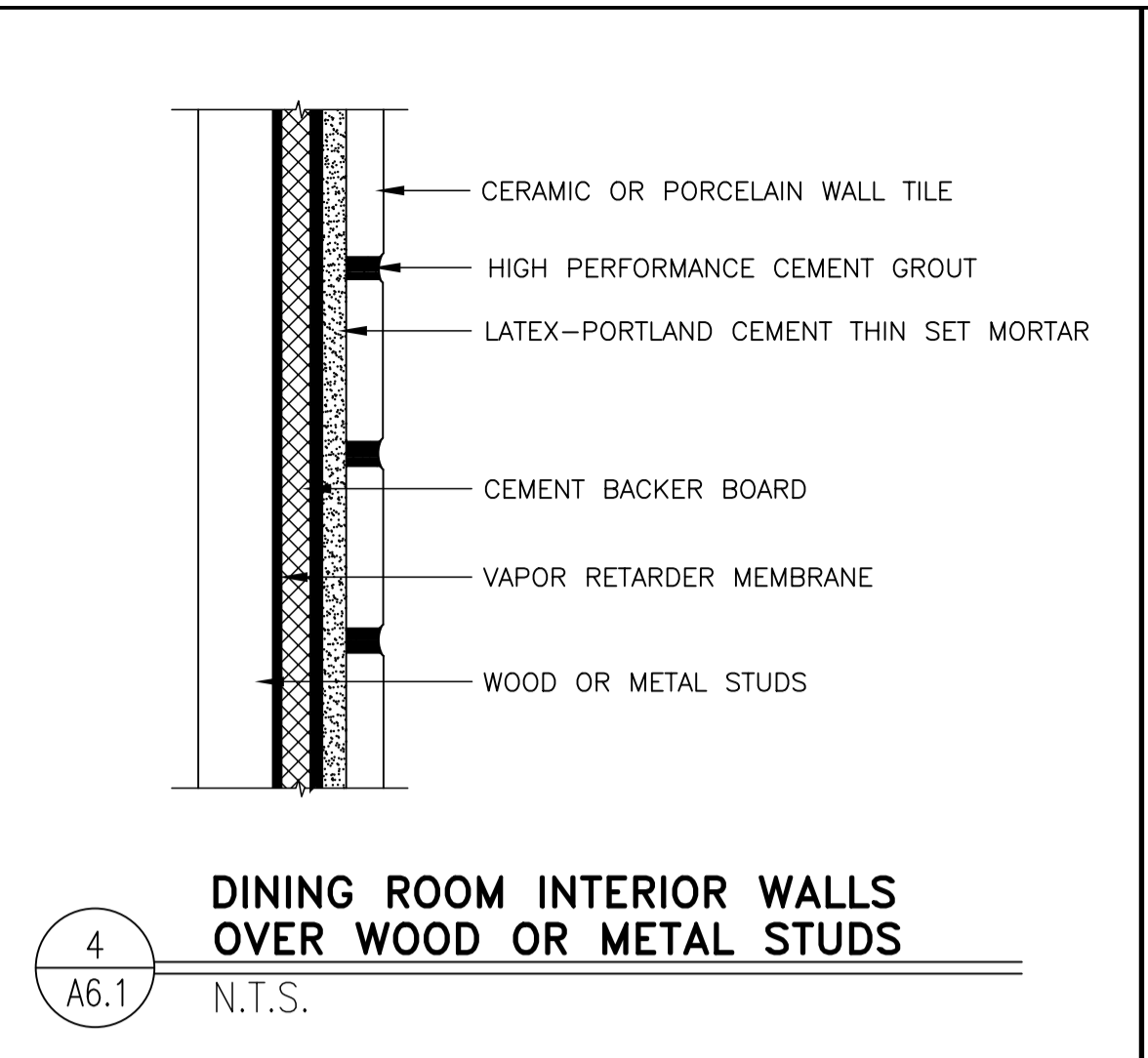
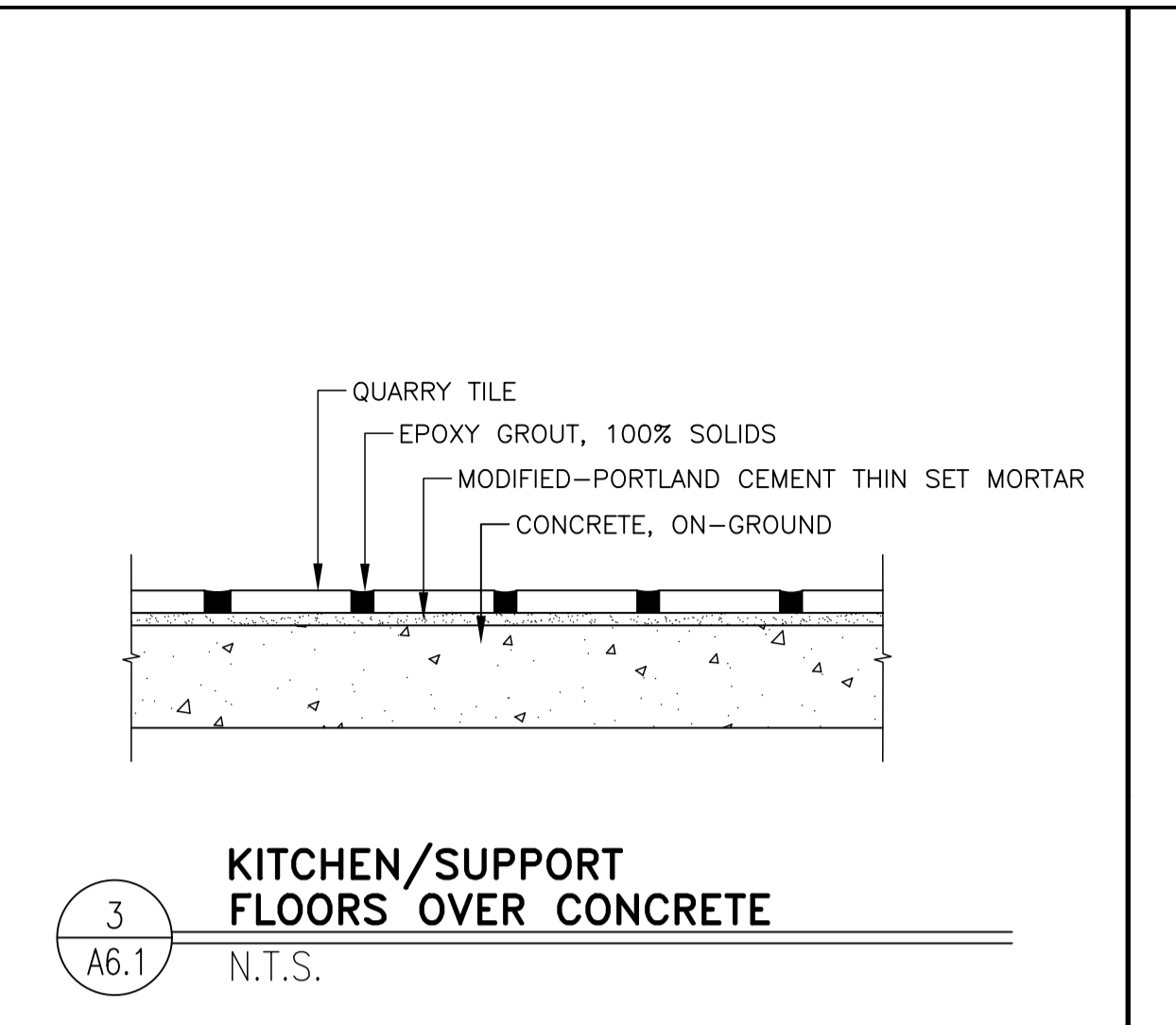
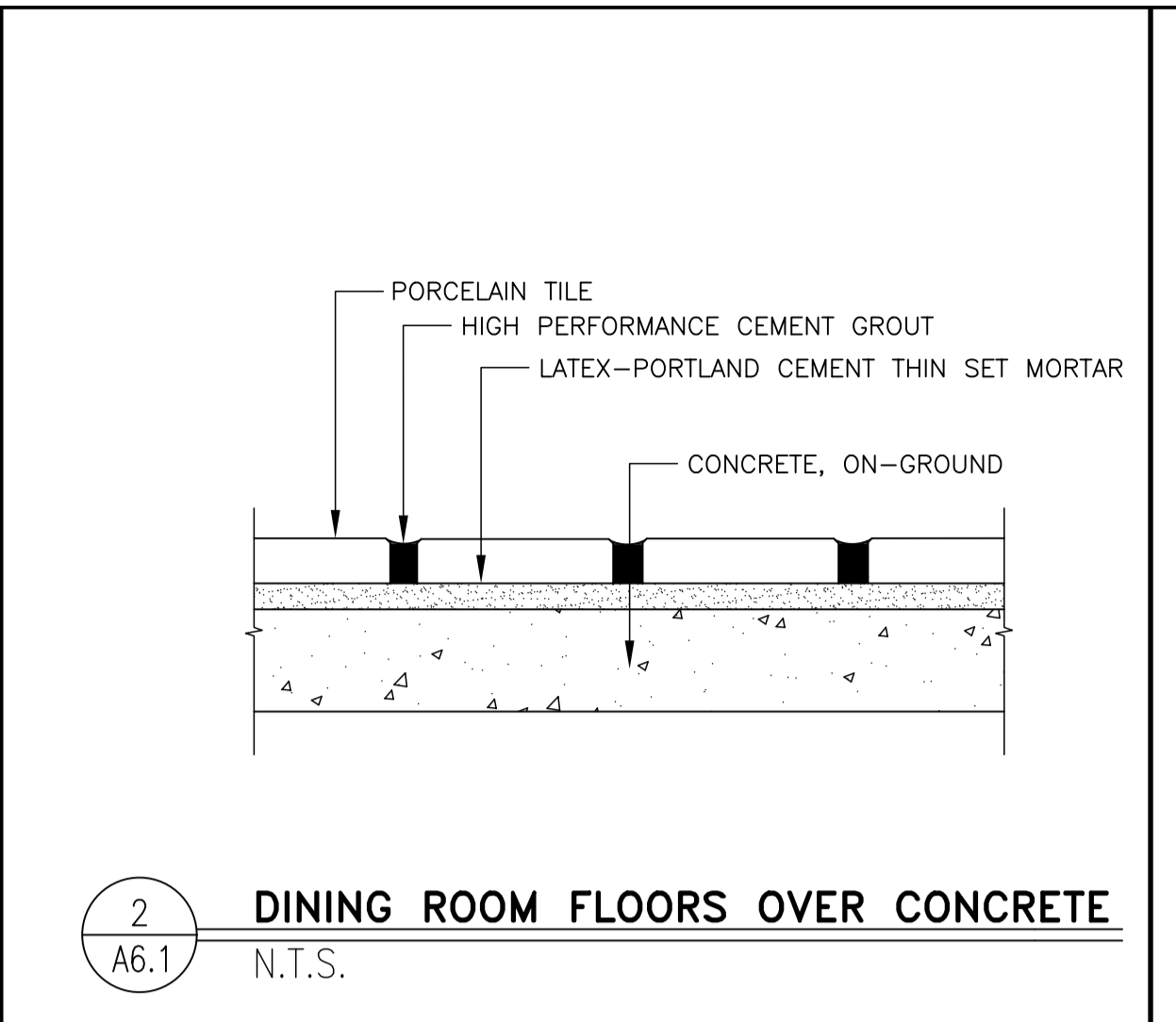
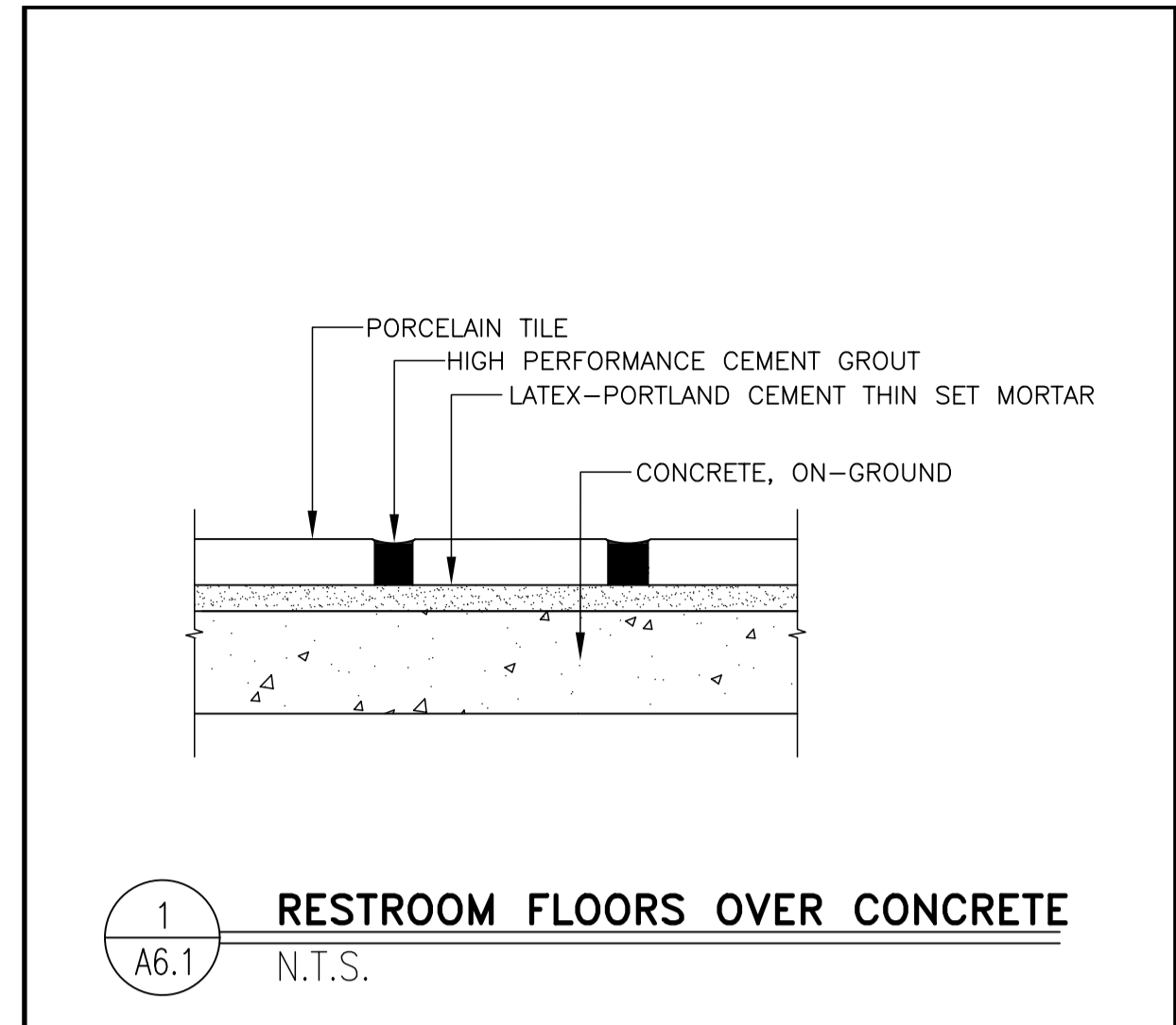
TITLE: 2022 STANDARD BUILDING - BB20
DESCRIPTION: 4597 - WOOD/WOOD
WOOD BEARING WALLS W/HARDBOARD SIDING
WOOD ROOF TRUSS FRAMING
ELF.S./BATTEN/HARDBOARD SIDING EXTERIOR FINISH
SITE ADDRESS: 3720 W. Sunshine
Springfield, MO 65804-1990

SHEET NO. 024-1290.00.0
A6.0
DOOR & HARDWARE

REVIEWED FOR COMPLIANCE WITH THE CITY CODE, ADOPTED BUILDING CODES, ZONING ORDINANCE AND DESIGN STANDARDS. THIS REVIEW AND APPROVAL DOES NOT RELIEVE THE DEVELOPER OR HIS AGENTS OF ANY RESPONSIBILITY FOR COMPLIANCE WITH ALL APPLICABLE REQUIREMENTS OR ADDRESS OR OVERRULE THE REQUIREMENTS OF OTHER JURISDICTIONS OR AGENCIES, UNLESS SPECIFICALLY NOTED OTHERWISE.

04/25/23
DATE

PRJ2023-00032



WALL TILE SCHEDULE

MARK	ROOM NAME	WALL	MORTAR SETTING BED	GROUT
100	CUSTOMER SERVICE	CERAMIC OR PORCELAIN WALL TILE (NOTE 4C)	LATEX-PORTLAND CEMENT THIN SET (MEDIUM BED)	HIGH PERFORMANCE CEMENT GROUT
101	DINING	CERAMIC OR PORCELAIN WALL TILE (NOTE 4B & 4C)	LATEX-PORTLAND CEMENT THIN SET (MEDIUM BED)	HIGH PERFORMANCE CEMENT GROUT
102	WOMEN'S TOILET	CERAMIC OR PORCELAIN WALL TILE (NOTE 4B)	LATEX-PORTLAND CEMENT THIN SET (MEDIUM BED)	HIGH PERFORMANCE CEMENT GROUT
103	MEN'S TOILET	CERAMIC OR PORCELAIN WALL TILE (NOTE 4B)	LATEX-PORTLAND CEMENT THIN SET (MEDIUM BED)	HIGH PERFORMANCE CEMENT GROUT
104	SUPPORT	N/A - SEE ROOM FINISH SCHEDULE	----	----
105	KITCHEN	N/A - SEE ROOM FINISH SCHEDULE	----	----
106	PRESENTER-1	CERAMIC WALL TILE	LATEX-PORTLAND CEMENT THIN SET (MEDIUM BED)	HIGH PERFORMANCE CEMENT GROUT
107	ORDER	N/A - SEE ROOM FINISH SCHEDULE	----	----
108	MANAGER'S AREA	N/A - SEE ROOM FINISH SCHEDULE	----	----
109	CREW ROOM	CERAMIC WALL TILE (NOTE 4B)	LATEX-PORTLAND CEMENT THIN SET (MEDIUM BED)	HIGH PERFORMANCE CEMENT GROUT
110	COOLER	N/A - SEE ROOM FINISH SCHEDULE	----	----
111	FREEZER	N/A - SEE ROOM FINISH SCHEDULE	----	----
112	COMPUTER CLOSET	N/A - SEE ROOM FINISH SCHEDULE	----	----
113	CREW ALCOVE	N/A - SEE ROOM FINISH SCHEDULE	----	----
114	JANITOR'S CLOSET	N/A - SEE ROOM FINISH SCHEDULE	----	----
115	VESTIBULE	CERAMIC WALL TILE	LATEX-PORTLAND CEMENT THIN SET (MEDIUM BED)	HIGH PERFORMANCE CEMENT GROUT
116	PRESENTER-2	CERAMIC WALL TILE	LATEX-PORTLAND CEMENT THIN SET (MEDIUM BED)	HIGH PERFORMANCE CEMENT GROUT
117	CO2	N/A - SEE ROOM FINISH SCHEDULE	----	----

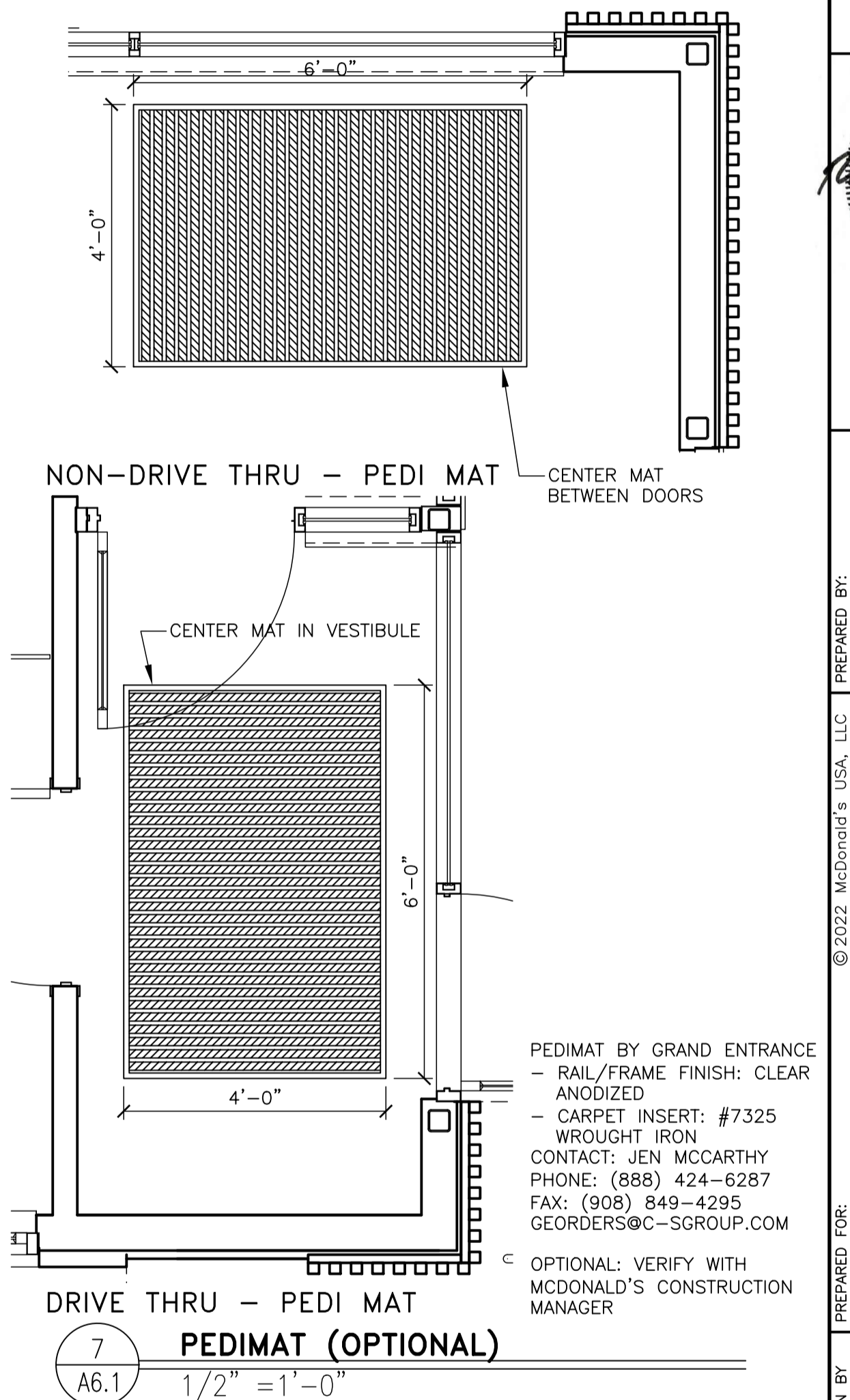
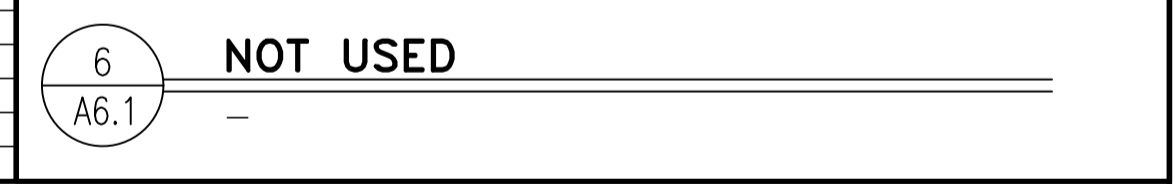
FLOOR TILE SCHEDULE

MARK	ROOM NAME	FLOOR	BASE	MORTAR SETTING BED	GROUT
100	CUSTOMER SERVICE	PORCELAIN FLOOR TILE (NOTE 3)	NONE - WALL TILE	LATEX-PORTLAND CEMENT THIN SET (MEDIUM BED)	HIGH PERFORMANCE CEMENT GROUT
101	DINING	PORCELAIN FLOOR TILE (NOTE 3)	NONE - WALL TILE	LATEX-PORTLAND CEMENT THIN SET (MEDIUM BED)	HIGH PERFORMANCE CEMENT GROUT
102	WOMEN'S TOILET	PORCELAIN FLOOR TILE (NOTE 3)	NONE - WALL TILE (NOTE 4A)	LATEX-PORTLAND CEMENT THIN SET (MEDIUM BED)	HIGH PERFORMANCE CEMENT GROUT
103	MEN'S TOILET	PORCELAIN FLOOR TILE (NOTE 3)	NONE - WALL TILE (NOTE 4A)	LATEX-PORTLAND CEMENT THIN SET (MEDIUM BED)	HIGH PERFORMANCE CEMENT GROUT
104	SUPPORT	QUARRY TILE (NOTE 2)	COVED QUARRY TILE	MODIFIED-PORTLAND CEMENT THIN SET MORTAR (MEDIUM BED)	CHEMICAL RESISTANT, WATER-CLEANABLE, TILE-SETTING EPOXY - 100% SOLIDS, INDUSTRIAL-GRADE
105	KITCHEN	QUARRY TILE (NOTE 2)	COVED QUARRY TILE	MODIFIED-PORTLAND CEMENT THIN SET MORTAR (MEDIUM BED)	CHEMICAL RESISTANT, WATER-CLEANABLE, TILE-SETTING EPOXY - 100% SOLIDS, INDUSTRIAL-GRADE
106	PRESENTER-1	QUARRY TILE (NOTE 2)	COVED QUARRY TILE	MODIFIED-PORTLAND CEMENT THIN SET MORTAR (MEDIUM BED)	CHEMICAL RESISTANT, WATER-CLEANABLE, TILE-SETTING EPOXY - 100% SOLIDS, INDUSTRIAL-GRADE
107	ORDER	QUARRY TILE (NOTE 2)	COVED QUARRY TILE	MODIFIED-PORTLAND CEMENT THIN SET MORTAR (MEDIUM BED)	CHEMICAL RESISTANT, WATER-CLEANABLE, TILE-SETTING EPOXY - 100% SOLIDS, INDUSTRIAL-GRADE
108	MANAGER'S AREA	QUARRY TILE (NOTE 2)	COVED QUARRY TILE	MODIFIED-PORTLAND CEMENT THIN SET MORTAR (MEDIUM BED)	CHEMICAL RESISTANT, WATER-CLEANABLE, TILE-SETTING EPOXY - 100% SOLIDS, INDUSTRIAL-GRADE
109	CREW ROOM	QUARRY TILE (NOTE 2)	COVED QUARRY TILE	MODIFIED-PORTLAND CEMENT THIN SET MORTAR (MEDIUM BED)	CHEMICAL RESISTANT, WATER-CLEANABLE, TILE-SETTING EPOXY - 100% SOLIDS, INDUSTRIAL-GRADE
110	COOLER	QUARRY TILE (NOTE 2)	4" ALUM. COVED BASE	MODIFIED-PORTLAND CEMENT THIN SET MORTAR (MEDIUM BED)	CHEMICAL RESISTANT, WATER-CLEANABLE, TILE-SETTING EPOXY - 100% SOLIDS, INDUSTRIAL-GRADE
111	FREEZER	QUARRY TILE (NOTE 2)	4" ALUM. COVED BASE	MODIFIED-PORTLAND CEMENT THIN SET MORTAR (MEDIUM BED)	CHEMICAL RESISTANT, WATER-CLEANABLE, TILE-SETTING EPOXY - 100% SOLIDS, INDUSTRIAL-GRADE
112	COMPUTER CLOSET	QUARRY TILE (NOTE 2)	COVED QUARRY TILE	MODIFIED-PORTLAND CEMENT THIN SET MORTAR (MEDIUM BED)	CHEMICAL RESISTANT, WATER-CLEANABLE, TILE-SETTING EPOXY - 100% SOLIDS, INDUSTRIAL-GRADE
113	CREW ALCOVE	QUARRY TILE (NOTE 2)	COVED QUARRY TILE	MODIFIED-PORTLAND CEMENT THIN SET MORTAR (MEDIUM BED)	CHEMICAL RESISTANT, WATER-CLEANABLE, TILE-SETTING EPOXY - 100% SOLIDS, INDUSTRIAL-GRADE
114	JANITOR'S CLOSET	PORCELAIN FLOOR TILE (NOTE 3)	COVED QUARRY TILE	LATEX-PORTLAND CEMENT THIN SET (MEDIUM BED)	HIGH PERFORMANCE CEMENT GROUT
115	VESTIBULE	PORCELAIN FLOOR TILE (NOTE 3)	NONE - WALL TILE	LATEX-PORTLAND CEMENT THIN SET (MEDIUM BED)	HIGH PERFORMANCE CEMENT GROUT
116	PRESENTER-2	QUARRY TILE (NOTE 2)	COVED QUARRY TILE	MODIFIED-PORTLAND CEMENT THIN SET MORTAR (MEDIUM BED)	CHEMICAL RESISTANT, WATER-CLEANABLE, TILE-SETTING EPOXY - 100% SOLIDS, INDUSTRIAL-GRADE
117	CO2	N/A - SEE ROOM FINISH SCHEDULE	----	----	----

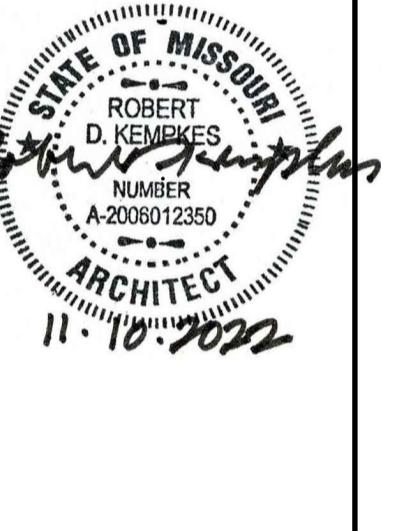
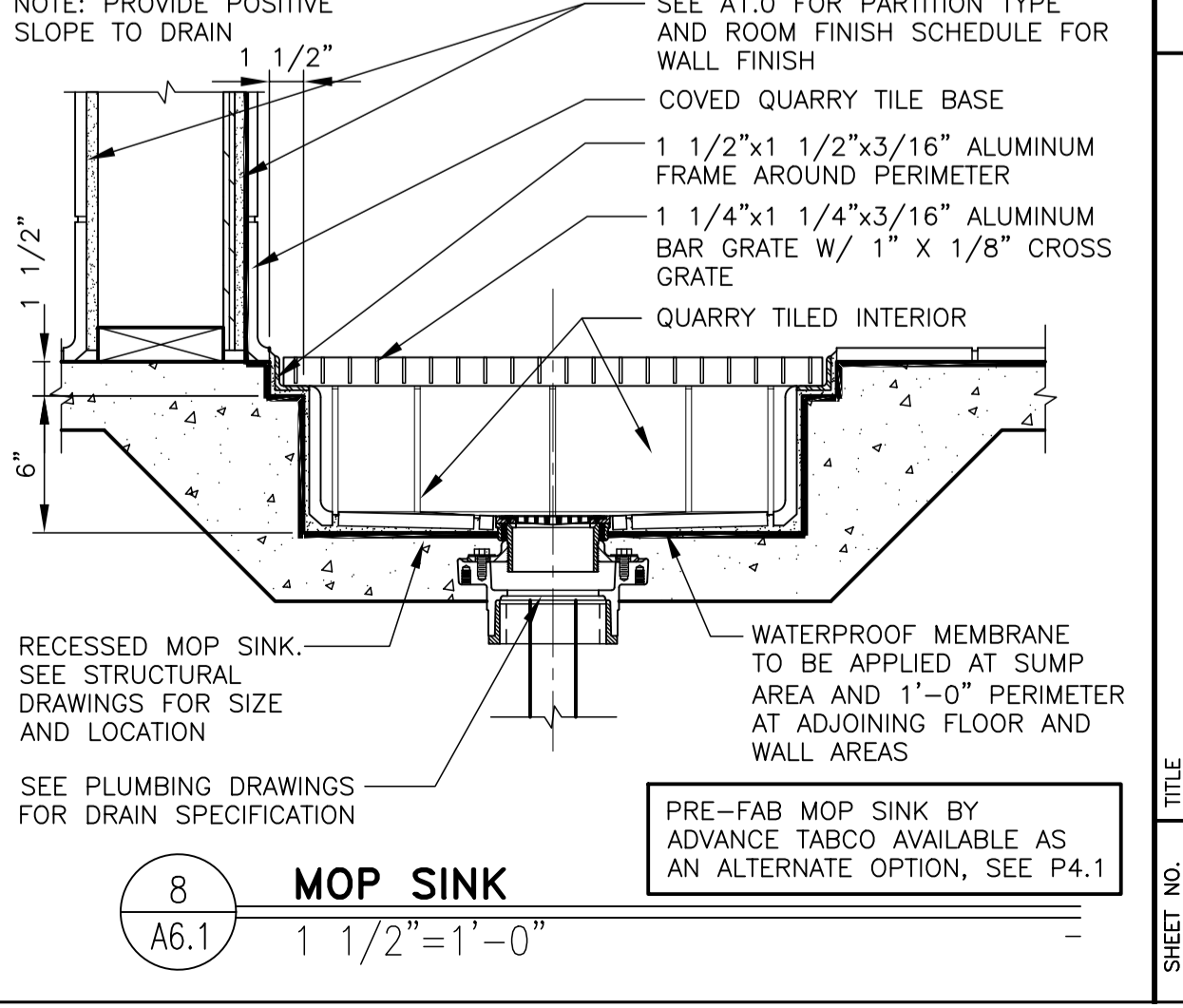
ROOM FINISH SCHEDULE

MARK	ROOM NAME	SUBSTRATE	FINISH	WALLS	CEILING *	REMARKS
100	CUSTOMER SERVICE	CEMENT BOARD	TILE	**	SEE DECOR DRAWINGS, TILE AS NOTED ON A1.0	2"x2' ACOUST., PAINTED GYP. BD
101	DINING	CEM BD/GYP BD	TILE/V.W.C.	**	SEE DECOR DRAWINGS FOR EXTENT	2"x2' ACOUST., PAINTED GYP. BD
102	WOMEN'S TOILET	CEMENT BOARD	TILE	**	SEE DECOR DRAWINGS FOR EXTENT	PAINTED GYP. BD
103	MEN'S TOILET	CEMENT BOARD	TILE	**	SEE DECOR DRAWINGS FOR EXTENT	PAINTED GYP. BD
104	SUPPORT	1/2" PLYWD (NOTE 4)	FRP	**	SEE DECOR DRAWINGS FOR EXTENT	2'x2' VINYL-FACED LAY-IN
105	KITCHEN	1/2" PLYWD (NOTE 4)	FRP	**	SEE DECOR DRAWINGS FOR EXTENT	2'x2' VINYL-FACED LAY-IN
106	PRESENTER-1	CEM BD, 1/2" PLYWD (NOTE 4)	TILE	**	SEE DECOR DRAWINGS FOR EXTENT	2'x2' VINYL-FACED LAY-IN
107	ORDER	1/2" PLYWD (NOTE 4)	FRP	**	SEE DECOR DRAWINGS FOR EXTENT	2'x2' VINYL-FACED LAY-IN
108	MANAGER'S AREA	1/2" PLYWD (NOTE 4)	FRP	**	SEE DECOR DRAWINGS FOR EXTENT	2'x2' VINYL-FACED LAY-IN
109	CREW ROOM	CEM BD/GYP BD	TILE/V.W.C.	**	SEE DECOR DRAWINGS FOR EXTENT	2'x2' ACOUST. LAY-IN
110	COOLER	N/A	PRE-FAB METAL SKIN PANEL	**	SEE DECOR DRAWINGS FOR EXTENT	PRE-FAB METAL SKIN PANEL
111	FREEZER	N/A	PRE-FAB METAL SKIN PANEL	**	SEE DECOR DRAWINGS FOR EXTENT	PRE-FAB METAL SKIN PANEL
112	COMPUTER CLOSET	1/2" PLYWD (NOTE 4)	FRP	**	SEE DECOR DRAWINGS FOR EXTENT	PAINTED GYP. BD
113	CREW ALCOVE	1/2" PLYWD (NOTE 4)	FRP	**	SEE DECOR DRAWINGS FOR EXTENT	2'x2' VINYL-FACED LAY-IN
114	JANITOR'S CLOSET	1/2" PLYWD (NOTE 4)	FRP	**	SEE DECOR DRAWINGS FOR EXTENT	PAINTED GYP. BD
115	VESTIBULE	CEM BD/GYP BD	TILE/V.W.C.	**	SEE DECOR DRAWINGS FOR EXTENT	2'x2' ACOUST. LAY-IN WITH HOLD DOWN CLIPS
116	PRESENTER-2	CEM BD, 1/2" PLYWD (NOTE 4)	TILE	**	SEE DECOR DRAWINGS FOR EXTENT	2'x2' VINYL-FACED LAY-IN
117	CO2	1/2" PLYWD (NOTE 4)	FRP	**	SEE DECOR DRAWINGS FOR EXTENT	PAINTED GYP. BD

GENERAL TILE NOTES:
1. REFERENCE: 2017 McDONALD'S PROJECT MANUAL - SECTION 093000
2. KITCHEN FLOOR TILE:
TILE: CROSSVILLE 6"x6" METROPOLITAN QUARRY BASICS ABRASIVE
GROUT: CHARCOAL #47 BY MAPEI
KERAPOXY IEG BLACK #10 BY MAPEI (FOR OPTIONAL GREY TILE)
COLOR: PURITAN GRAY EXTRA ABRASIVE 57XA (STANDARD)
MAYFLOWER RED 31XA (OPTIONAL) - VERIFY W/ MCDONALD'S ACM
3. DINING ROOM FLOOR TILE:
MAIN & ACCENT: USE ONLY APPROVED TILE SERIES AND COLORS BY CROSSVILLE AND EUROWEST. VERIFY COLOR AND PATTERN PER INTERIOR DECOR DRAWINGS.
A) MUST BE PER McDONALD'S USA, LLC: STANDARDS FOR INTERIOR FLOOR TILE AND APPROVED TILE LIST.
B) MUST MEET THE FOLLOWING:
STATIC COEFFICIENT OF FRICTION (PER ASTM F1667-96)
LEVEL SURFACES: MINIMUM 0.50 DRY AND WET (MCDONALD'S STANDARD)
DYNAMIC COEFFICIENT OF FRICTION (PER ANSI A137.1 2012)
LEVEL SURFACES: MINIMUM 0.5 DRY AND WET (MCDONALD'S STANDARD)
4. TILE TRANSITION AND EDGE PROTECTION:
A) TILE BASE (RESTROOM ONLY): SCHLUTER DILEX-AHK SERIES, BRUSHED STAINLESS STEEL.
B) TILE EDGE PROTECTION (WALL TRANSITION): SCHLUTER-RONDEC-DB, SATIN ANODIZED ALUMINUM.
C) TILE CORNER PROTECTION (OUTSIDE CORNER): SCHLUTER-RONDEC-AE, SATIN ANODIZED ALUMINUM.
D) SEE INTERIOR DECOR DRAWINGS FOR ALL LOCATIONS.
BEFORE FINAL INSPECTION, REMOVE PROTECTIVE COVERINGS AND PERFORM FINAL CLEANING.
5. TILE CLEANER: DETERDEK, BY FILA SURFACE CARE PRODUCTS - NO SUBSTITUTIONS ALLOWED
CAN BE ORDERED BY EUROWEST, CROSSVILLE, OR DIRECT FROM MANUFACTURER: FILA/DETEREK
POST INSTALLATION CLEANING REQUIRED ON ALL FLOOR TILE INSTALLATIONS PRIOR TO RESTAURANT TURN OVER.
APPLY CLEANER PER MANUFACTURER'S WRITTEN INSTRUCTIONS.
REFERENCE: MCDONALD'S PROJECT MANUAL - SECTION 09300 TILING INTERIOR.
6. GROUT COLOR AND MANUFACTURER AS INDICATED ON SHEET A1.0 AND INTERIOR DECOR DRAWINGS.



GENERAL FINISH NOTES:
1. ALL FINISH SURFACES OF WALL AND CEILING MATERIALS SHALL BE CLASS B AND SHALL HAVE A FLAME SPREAD RATING OF 26 TO 75 AND A SMOKE DENSITY OF 450 MAX. (PER IBC TABLE 803.9).
2. DECORATIVE MATERIALS SHALL BE FLAME RETARDANT AND MEET THE CRITERIA OF NFPA 701.
3. DECORATIVE MATERIAL SHALL NOT CONCEAL EXITS, EXIT LIGHTS, ALARM STATIONS, HOSE CABINETS, AND EXTINGUISHER LOCATIONS
4. WHEN BUILDING TYPE IS A NON-COMBUSTIBLE CATEGORY, ALL PLYWOOD SHALL BE FIRE RETARDANT TREATED.
5. A. FRP OVER CEMENT BD BEHIND 3-COMP SINK TO HGT OF BACK SPLASH
B. TILE WAINSCOT TO 6" A.F.F. OVER CEMENT BD. OVER EXT GRADE PLYWOOD (NOTE 4) AT MOP SINKS
6. PROVIDE CEMENT BOARD BACKER OR EQUIVALENT AT ALL TILE LOCATIONS.
7. PROVIDE VAPOR BARRIER BEHIND PLYWOOD AT WALLS AND BEHIND GYP. AT CEILING
* SEE CEILING PLAN FOR HEIGHTS & LAYOUTS
** VWC ON EXTERIOR WALL ASSEMBLIES TO BE PERFORMED



PREPARED BY:
Robert Kempkes
ARCHITECT
3000 W. STATE ST. #100
ST. LOUIS, MO 63103
PHONE: (314) 433-3366
FAX: (314) 433-3366

PREPARED FOR:
McDonald's USA, LLC
These drawings and specifications are the confidential and proprietary property of McDonald's USA, LLC and shall not be copied or reproduced without written authorization. The contract documents were prepared in accordance with the contract documents for use on a different site or at a later time. Use of these drawings for reference or example on another project requires the contract documents for reuse on another project is not authorized.

2022 STANDARD BUILDING - BBZ0
4597 - WOOD/WOOD
DESCRIPTION: WOOD BEARING WALLS W/HARDBOARD SIDING WOOD ROOF TRUSS FRAMING E.L.F.S./BATTEN/HARDBOARD SIDING EXTERIOR FINISH
SITE ADDRESS: 3720 W. Sunshine
Springfield, MO
024-1290.00.0
A6.1
FINISH SCHEDULES