

RENOVATIONS AND IMPROVEMENTS BECKHAM EDUCATION CENTER



PROJECT TEAM

OWNER:
KANSAS CHRISTIAN COLLEGE
7401 METCALF
OVERLAND PARK, KS 66204

ARCHITECT:
DILLEPOLLARD, L.L.C.
4051 HIGHWAY PP, SUITE 2
POPLAR BLUFF, MO. 63901
(573) 778-0033

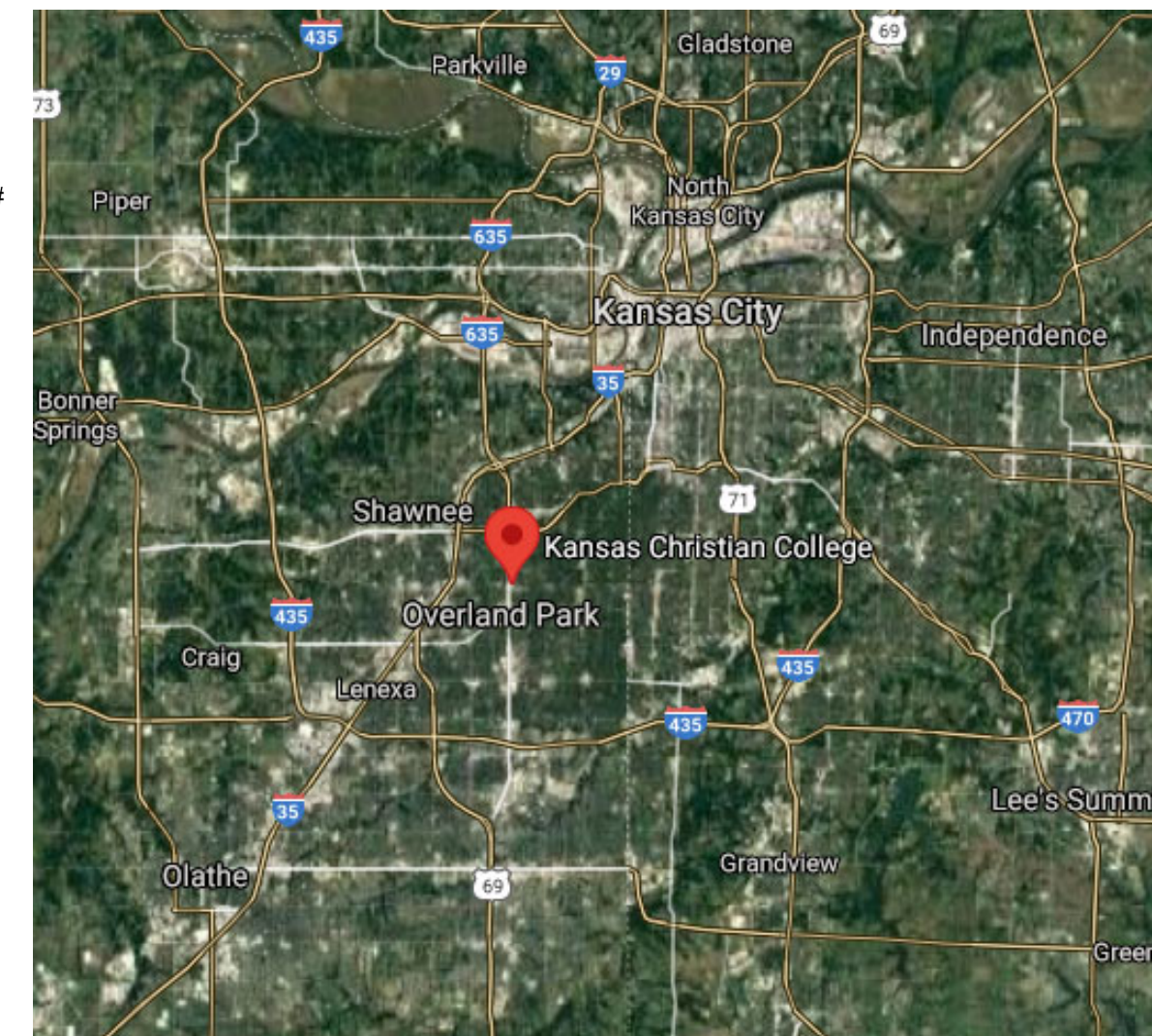
STRUCTURAL ENGINEER:
METTEMAYER ENGINEERING
1500 NW WIVON ROAD, STE D
KANSAS CITY, MO 64116
(816) 587-0101

MEP ENGINEER:
SMITH & BOUCHER ENGINEERING
25616 W 103RD ST
OLATHE, KS 66061
(913) 345-2127

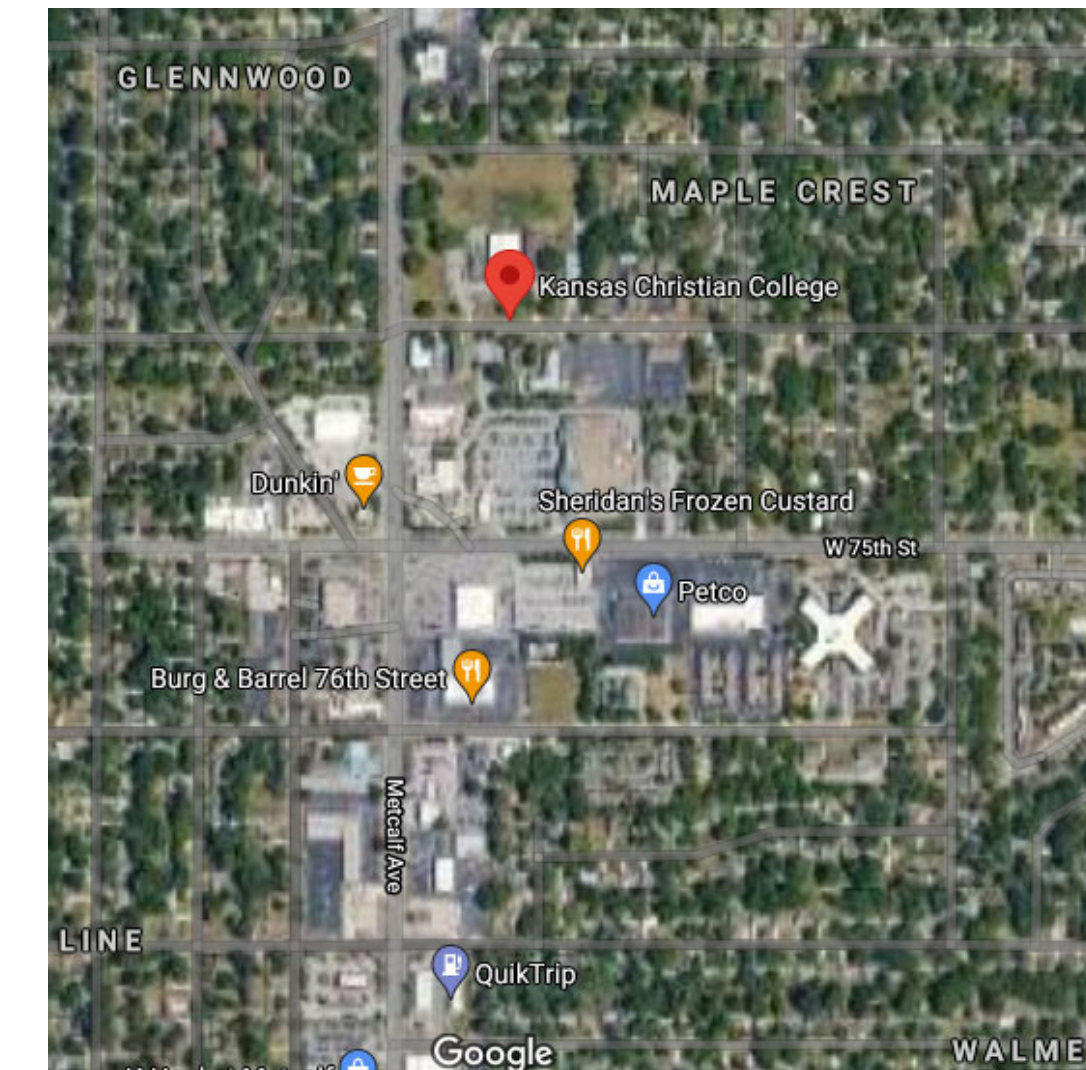
SYMBOL LEGEND

Room name 101	ROOM TAG
	BUILDING/WALL SECTION - DETAIL# / SHEET#
	INTERIOR ELEVATION - DETAIL# / SHEET#
	ENLARGED DETAIL
	ELEVATION TARGET
	ROOF PITCH
	DOOR TAG
	WALL TYPE
	WINDOW TYPE
	KEYED NOTE

CITY LOCATION MAP




SITE LOCATION MAP



DRAWING INDEX

T1.0	TITLE SHEET
A1.0	ARCHITECTURAL SITE
A1.1	BUILDING CODE INFO
A2.0	DEMO/ FLOOR/ ROOF PLAN
A3.0	EXTERIOR ELEVATIONS
A4.0	BUILDING SECTIONS
A5.0	WALL SECTIONS
A5.1	WALL DETAILS
A7.0	DOOR/ FINISH ROOM SCHEDULES
A8.0	ENLARGED PLANS
A9.0	REFL. CEILING/ FIN. FLOORING PLANS
S0.0	GENERAL NOTES
S0.1	INSPECTIONS & B.F.D.
S0.2	TYPICAL DETAILS
S1.0	FOUNDATION PLAN
S2.0	FRAMING PLAN
ME1.0	MECH. & ELEC. SYMBOLS & ABBREVIATIONS
ME2.0	MECH. & ELEC. SCHEDULES
ME2.1	MECH. & ELEC. SCHEDULES
ME3.0	MECH. & ELEC. DETAILS
M1.0	HVAC PLAN
P1.0	PLUMBING PLAN
E1.0	ELECTRICAL PLANS
E2.0	ELECTRICAL - SCHEDULES & DETAILS
E2.1	ELECTRICAL - SCHEDULES & DETAILS



BRETT PATRICK DILLE
ARCHITECT LICENSE NO. 4845

ARCHITECTURAL CORPORATION MISSOURI
LICENSE NO. 205903843

DILLEPOLLARD
ARCHITECTURE
4051 Highway PP, Ste. 2
Poplar Bluff, MO 63901
ph: 573-778-0033
www.dillepollard.com • info@dillepollard.com

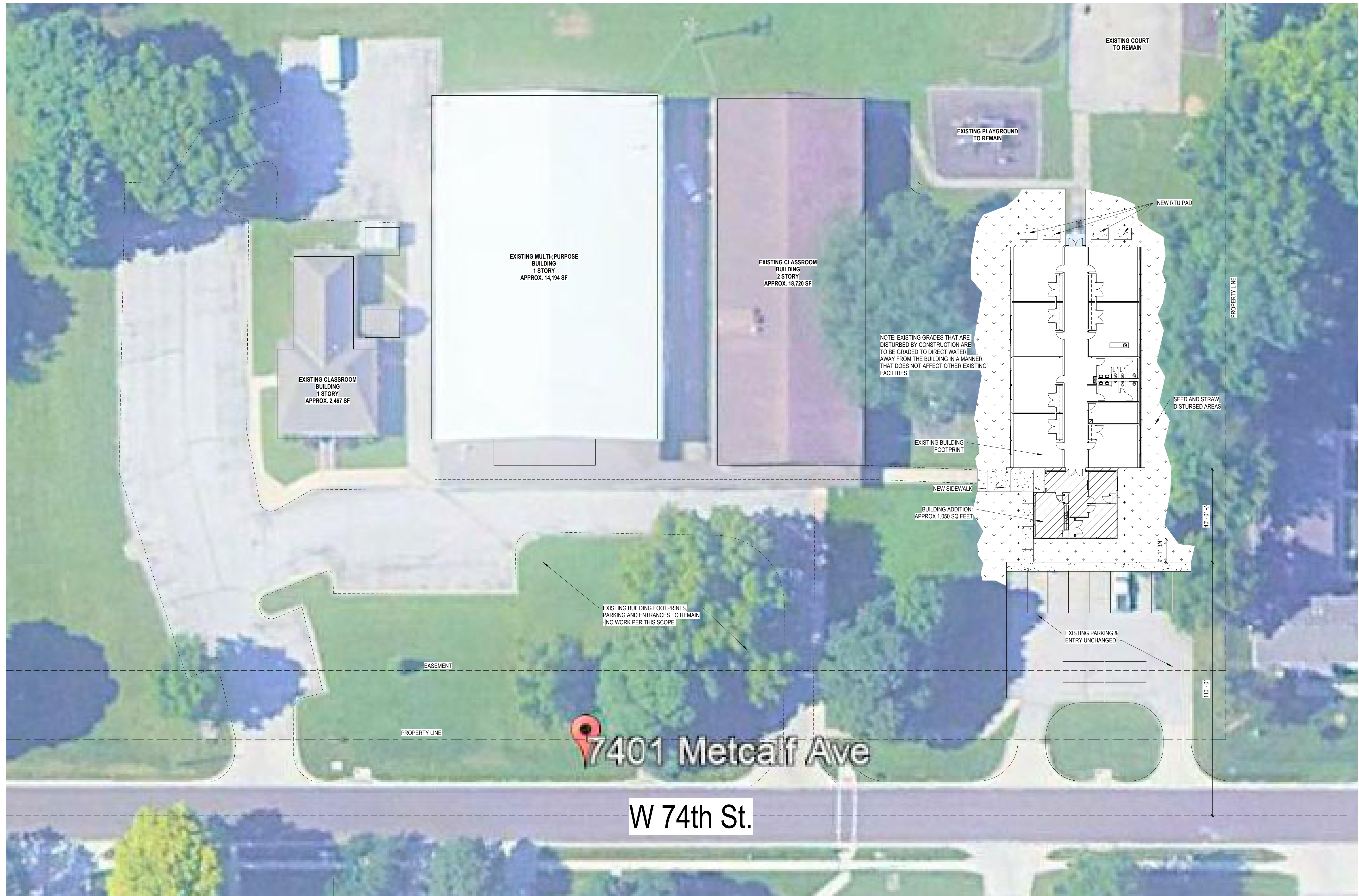
ADDITION AND RENOVATIONS TO:
BECKHAM EDUCATION CENTER
7401 METCALF
OVERLAND PARK, KS 66204

CONFIDENTIAL
THESE PLANS ARE THE CONFIDENTIAL PROPERTY AND CONTAIN EXCLUSIVE DESIGNS OF DILLE & POLLARD, L.L.C. ANY USE OF THESE DRAWINGS OR THE INFORMATION CONTAINED HEREIN FOR ANY REASON OTHER THAN AS EXPRESSLY AUTHORIZED BY DILLE & POLLARD, L.L.C. IS STRICTLY PROHIBITED. THESE DRAWINGS HAVE BEEN DISTRIBUTED WITH THE UNDERSTANDING THAT ANYONE RECEIVING OR OTHERWISE OBTAINING POSSESSION OF THEM WILL BE EXPRESSLY NOTIFIED OF THEIR CONFIDENTIAL NATURE.

DATE
DECEMBER 15, 2023
SHEET TITLE
TITLE SHEET
JOB NO.
20-03
SHEET


T1.0

NOTIFY ARCHITECT IN EVENT OF DISCREPANCIES, OMISSIONS, AND/OR CONFLICTS IN THE DRAWINGS OR SPECIFICATIONS. THE CONTRACTOR IS NOT AUTHORIZED TO SCALE THE DRAWINGS. ALL QUESTIONS IN REFERENCE TO THE CONTRACT DOCUMENTS SHALL BE IMMEDIATELY DIRECTED TO THE ARCHITECT.



1 ARCHITECTURAL SITE PLAN

1" = 20'-0"



BRETT PATRICK DILLE
ARCHITECT LICENSE NO. 4845

ARCHITECTURAL CORPORATION MISSOURI
LICENSE NO. 205903483

DILLEPOLLARD
ARCHITECTURE
4061 Highway Pk., Ste. 2
Overland Park, MO 66204
PH: 573-778-0033
WWW.DILLEPOLLARD.COM

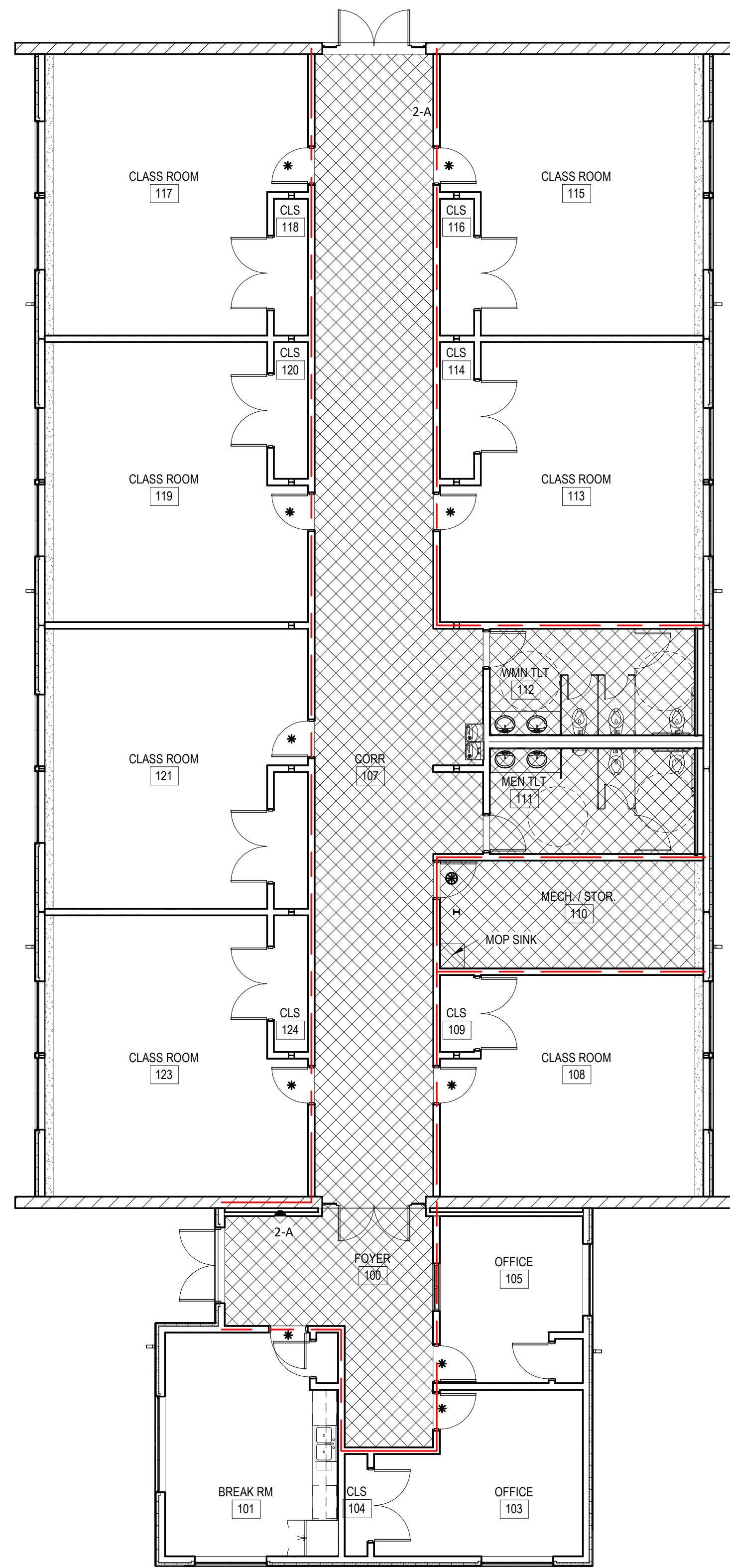
ADDITION AND RENOVATIONS TO:
BECKHAM EDUCATION CENTER
7401 METCALF
OVERLAND PARK, KS 66204

CONFIDENTIAL
THESE PLANS ARE THE CONFIDENTIAL PROPERTY AND CONTAIN EXCLUSIVE DESIGNS OF DILLE & POLLARD, LLC. ANY USE OF THESE DRAWINGS OR THE INFORMATION CONTAINED HEREIN FOR ANY REASON OTHER THAN AS EXPRESSLY AUTHORIZED BY DILLE & POLLARD, LLC IS STRICTLY PROHIBITED. THESE DRAWINGS HAVE BEEN DISTRIBUTED WITH THE UNDERSTANDING THAT ANYONE RECEIVING OR OTHERWISE OBTAINING POSSESSION OF THEM WILL BE EXPRESSLY NOTIFIED OF THEIR CONFIDENTIAL NATURE.

DATE
DECEMBER 15, 2023
SHEET TITLE
ARCHITECTURAL SITE
JOB NO.
20-03
SHEET

A1.0

NOTIFY ARCHITECT IN EVENT OF DISCREPANCIES, OMISSIONS, AND/OR CONFLICTS IN THE DRAWINGS OR SPECIFICATIONS. THE CONTRACTOR IS NOT AUTHORIZED TO SCALE THE DRAWINGS. ALL QUESTIONS IN REFERENCE TO THE CONTRACT DOCUMENTS SHALL BE IMMEDIATELY DIRECTED TO THE ARCHITECT.



1 CODE PLAN
1/8" = 1'-0"

CODE LEGEND

● FIRE EXTINGUISHER & CABINET
RE: SPECS
2-A

▲ EXIT

— 1 HOUR RATED WALL
PARTITION U.L. ASSEMBLY U314

* 20 MIN. RATED

⊗ 60 MIN. RATED

▨ 1 HOUR RATED FIRE CEILING
U.L. ASSEMBLY GA FILE NO.
RC 2602

BECKHAM EDUCATION CENTER

Code Study

2018 International Building Code (IBC)

Regulation	Section	Description(s)	Comments
Occupancy	303.4	E	
Occupancy Load	Group	Area	Occupants
Classrooms		3,124	157
Office 105 & 103		372	2
Breakroom		259	0
Storage / Mech. Rooms/ Utility Rm		429	0
Circulation (Corr. 107, Foyer 100)		1,276	0
Toilet Rooms		304	0
Non-assignable space/walls	--	832	--
Gross Building Area		6596	159 total occupants
Construction Type	602.5	Type V-B	
Building Height - Allowable	Table 504.3	Group E	Occupant load factor
		40/1 story	1 per 20 square feet
Building Height - Actual		21 1/1 story above grade	
Area - Allowable	Table 506.2	Group E	Occupant load factor per table 1004.5
		9,500 s.f. Allowed per floor	
Area - Actual		6,596 s.f.	Non-sprinkled Non-sprinkled
Fire Resistance Rating Requirements for Building			
Elements	Structural Frame	0 Hrs	
Table 601	Bearing Walls - Ext	0 Hrs	
	Bearing Walls - Int	0 Hrs	
	Non-bearing Walls - Ext	0 Hrs	
	Non-bearing Walls - Int	0 Hrs	
	Floor Construction	0 Hrs	
	Roof Construction	0 Hrs	
Fire Resistance Rating Requirements for Exterior			
Walls Based on Separation Distance	South	>30 ft = 0 Hrs	
Table 602	North	>30 ft = 0 Hrs	
	West	>30 ft = 0 Hrs	
	East	>30 ft = 0 Hrs	
Fire Protection			
Automatic Sprinkler Systems	903.2.3	Group E - Not Required	*fire area not greater than 12,000 s.f. *single level. * occupancy <300
Standpipes	905.3	Group E - Not Required	Not provided
Fire Alarm & Detection	907.2.1	Group E - Required	Manual Fire Alarm provided.
Means of Egress			
Minimum Number of Exits	1006.2	Group E - 2 Req'd	2 Provided
Egress Width	1005.3.2	Group E - 0.2"/Occupant	150 occupants = 31.8" Required; 144" Provided
			- (2) 72" openings
			<100 ft maximum path
Exit Access Travel Distance	Table 1017.2	Group E - 200 ft (w/o sprinklers)	Emergency power via battery backup
Means of Egress Illumination	Section 1008	Exit Lights	Emergency power via battery backup
		Emergency Lighting	Emergency power via battery backup
Corridor Fire Resistance	Table 1020.1	Group E - 1 hr. w/o sprinkler	
Electrical			
	National Electrical Code		New equipment and installations shall be per the 2017 National Electrical Code
Mechanical			
	2801.1		New HVAC to be installed per 2018 International Mechanical Code
Plumbing			
	Table 2902.1	REQUIRED	PROVIDED
	WATER CLOSETS	4	6
	LAVATORIES	4	4
	DRINKING FOUNTAINS	2	2
	SERVICE SINK	1	1



BRETT PATRICK DILLE
ARCHITECT LICENSE NO. 4845

ARCHITECTURAL CORPORATION MISSOURI
LICENSE NO. 205903483

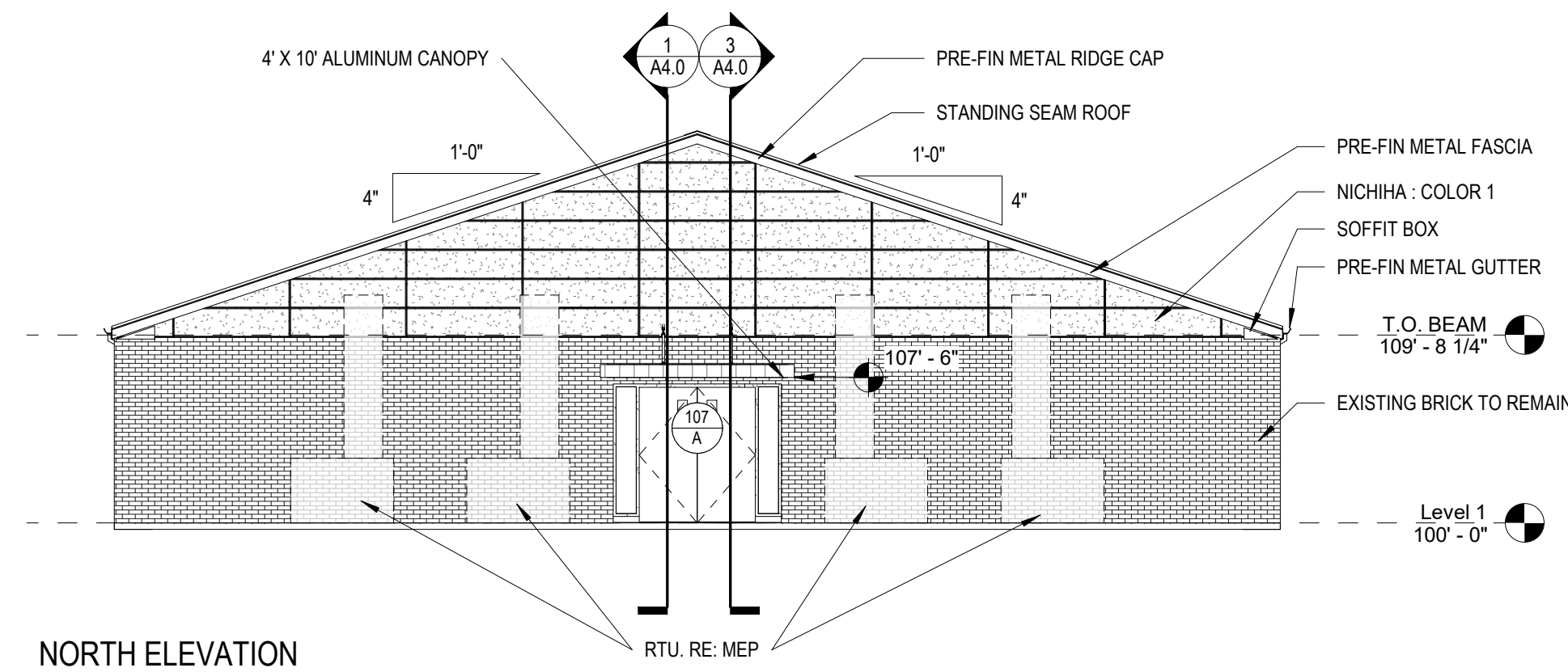
DILLE POLLARD ARCHITECTURE
265 S. W. Adams St.
Overland Park, KS 66204
Ph: 573-778-0033
www.dillepollard.com • info@dillepollard.com

ADDITION AND RENOVATIONS TO:
BECKHAM EDUCATION CENTER
7401 METCALF
OVERLAND PARK, KS 66204

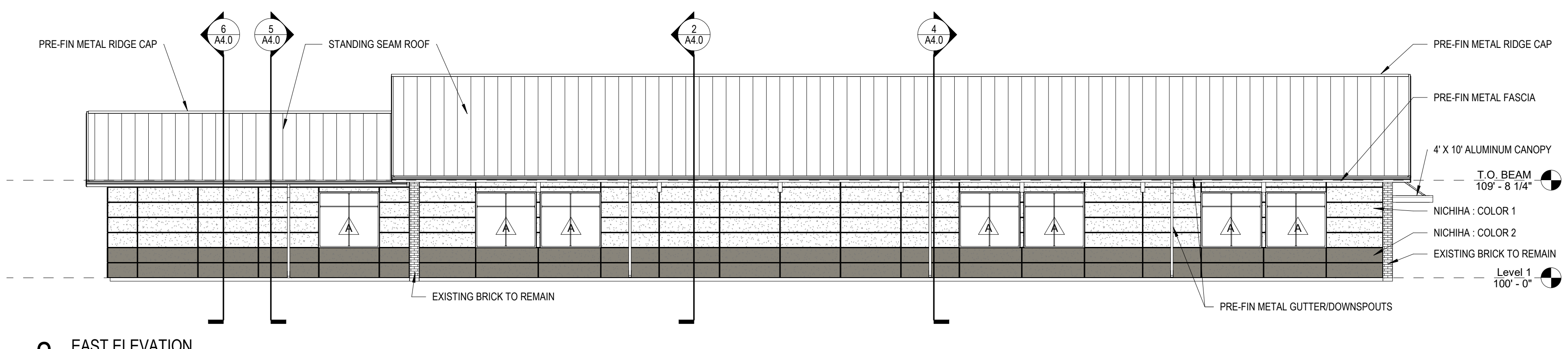
CONFIDENTIAL
THESE PLANS ARE THE CONFIDENTIAL PROPERTY AND CONTAIN EXCLUSIVE DESIGNS OF DILLE & POLLARD, LLC. ANY USE OF THESE DRAWINGS OR THE INFORMATION CONTAINED HEREIN FOR ANY REASON OTHER THAN AS EXPRESSLY AUTHORIZED BY DILLE & POLLARD, LLC IS STRICTLY PROHIBITED. THESE DRAWINGS HAVE BEEN DISTRIBUTED WITH THE UNDERSTANDING THAT ANYONE RECEIVING OR OTHERWISE OBTAINING POSSESSION OF THEM WILL BE EXPRESSLY NOTIFIED OF THEIR CONFIDENTIAL NATURE.

DATE
DECEMBER 15, 2023
SHEET TITLE
BUILDING CODE INFO
JOB NO.
20-03
SHEET

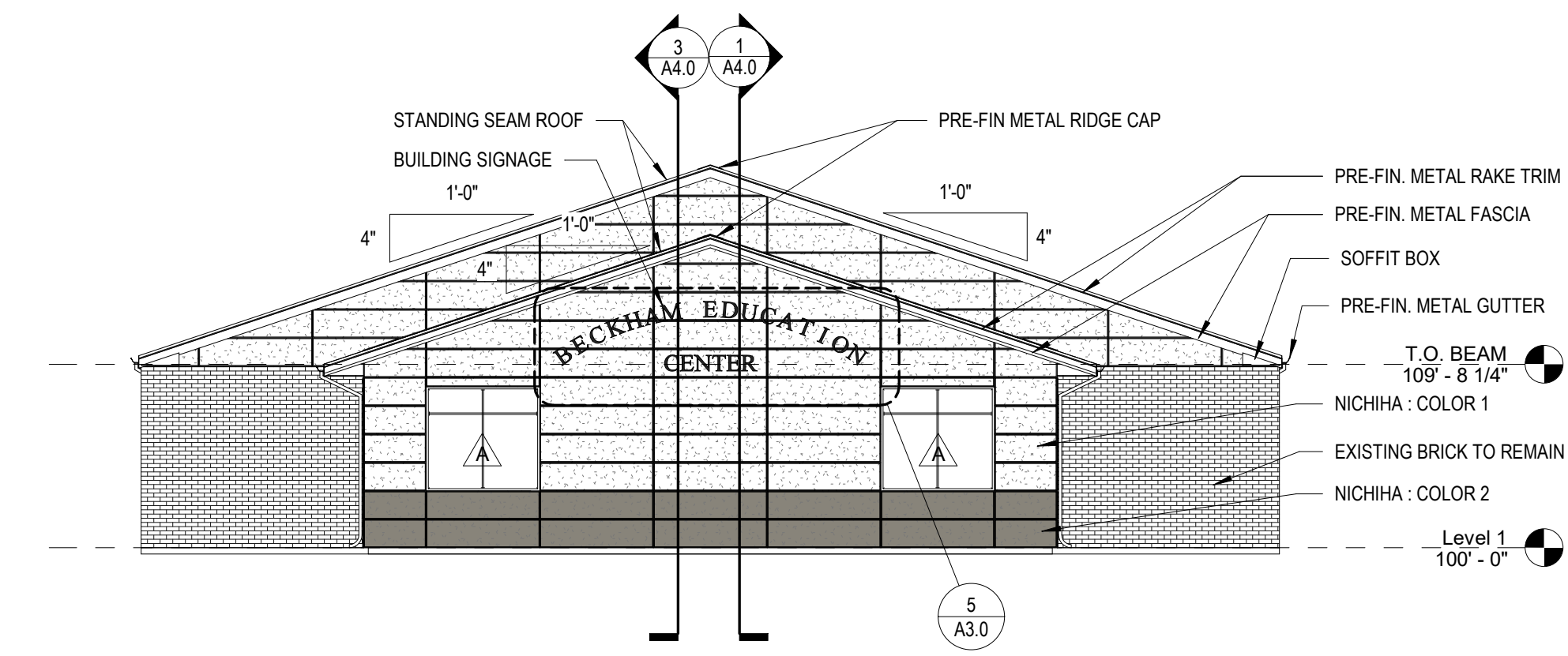
A1.1



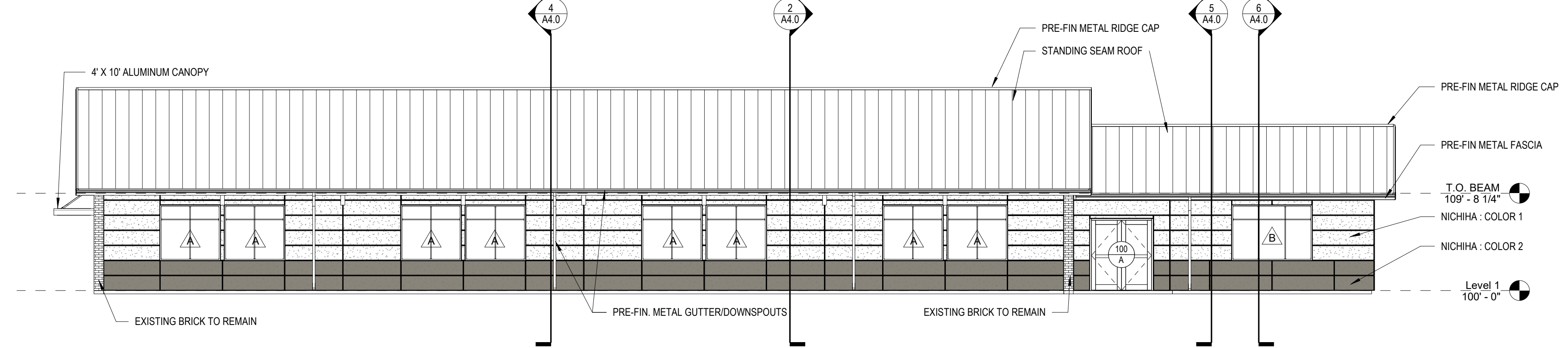
1 NORTH ELEVATION
1/8" = 1'-0"



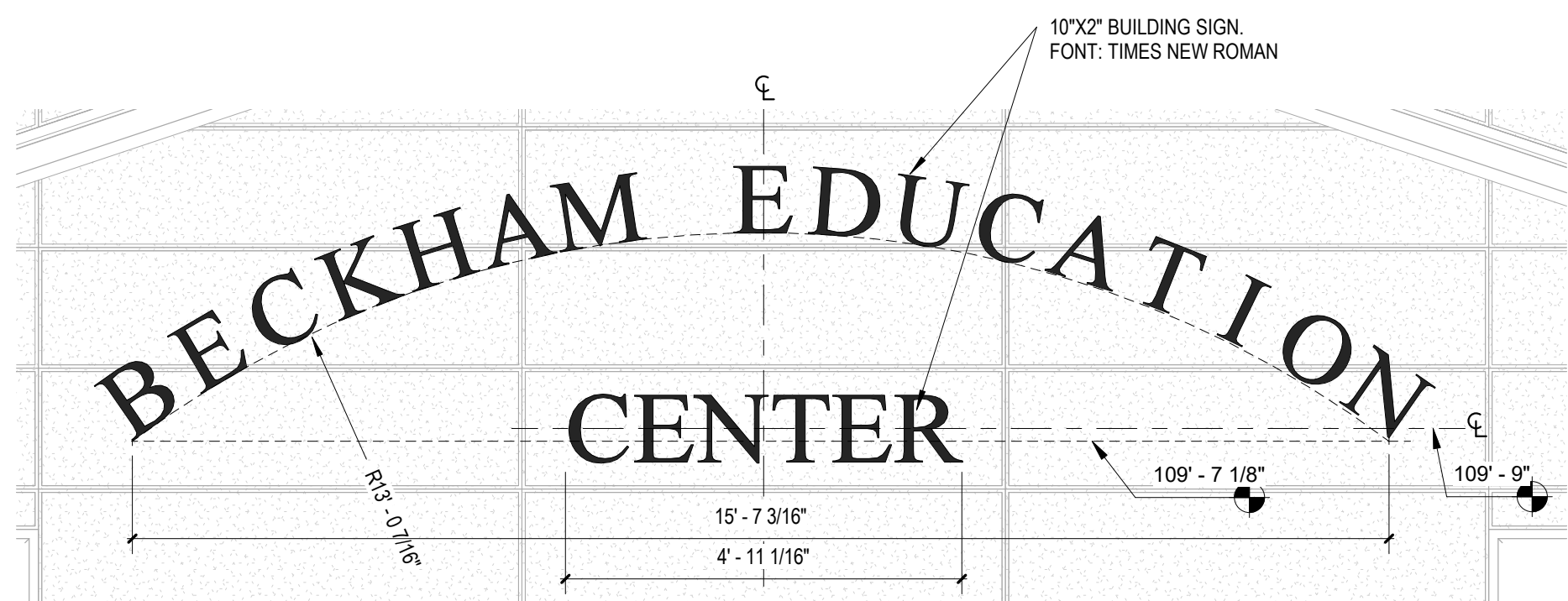
2 EAST ELEVATION
1/8" = 1'-0"



3 SOUTH ELEVATION
1/8" = 1'-0"



4 WEST ELEVATION
1/8" = 1'-0"



5 BECKHAM SIGN DETAIL
1/2" = 1'-0"



BRETT PATRICK DILLE
ARCHITECT LICENSE NO. 4845

ARCHITECTURAL CORPORATION MISSOURI
LICENSE NO. 205903483

DILLE POLLARD ARCHITECTURE
 265 S. W. Adams Rd.
 Overland Park, MO 66204
 PH: 573-778-0033
 WWW.DILLEPOLLARD.COM

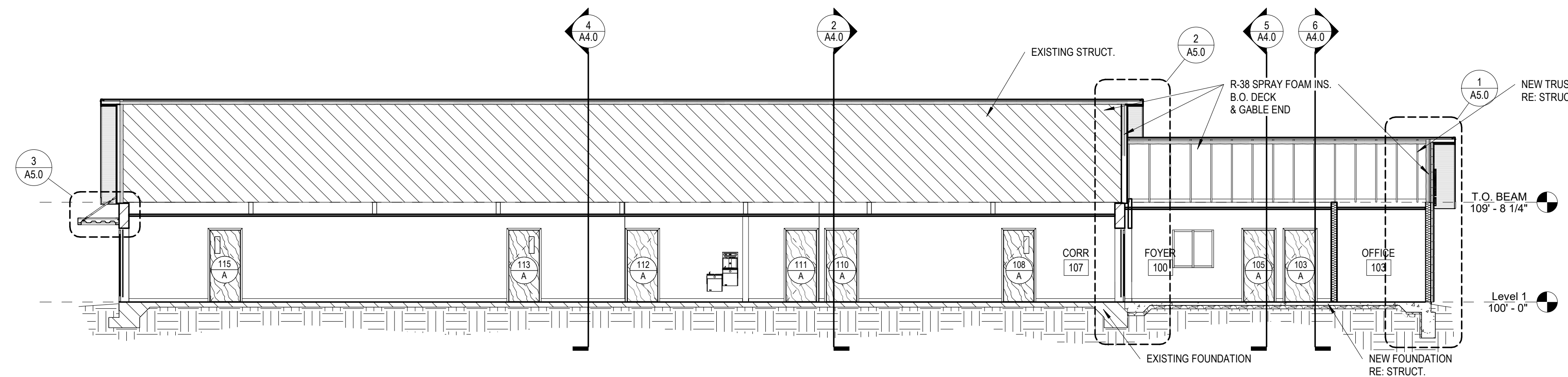
ADDITION AND RENOVATIONS TO:
BECKHAM EDUCATION CENTER
 7401 METCALF
 OVERLAND PARK, KS 66204

CONFIDENTIAL
 THESE PLANS ARE THE CONFIDENTIAL PROPERTY AND CONTAIN EXCLUSIVE DESIGNS OF DILLE & POLLARD, LLC. ANY USE OF THESE DRAWINGS OR THE INFORMATION CONTAINED HEREIN FOR ANY REASON OTHER THAN AS EXPRESSLY AUTHORIZED BY DILLE & POLLARD, LLC IS STRICTLY PROHIBITED. THESE DRAWINGS HAVE BEEN DISTRIBUTED WITH THE UNDERSTANDING THAT ANYONE RECEIVING OR OTHERWISE OBTAINING POSSESSION OF THEM WILL BE EXPRESSLY NOTIFIED OF THEIR CONFIDENTIAL NATURE.

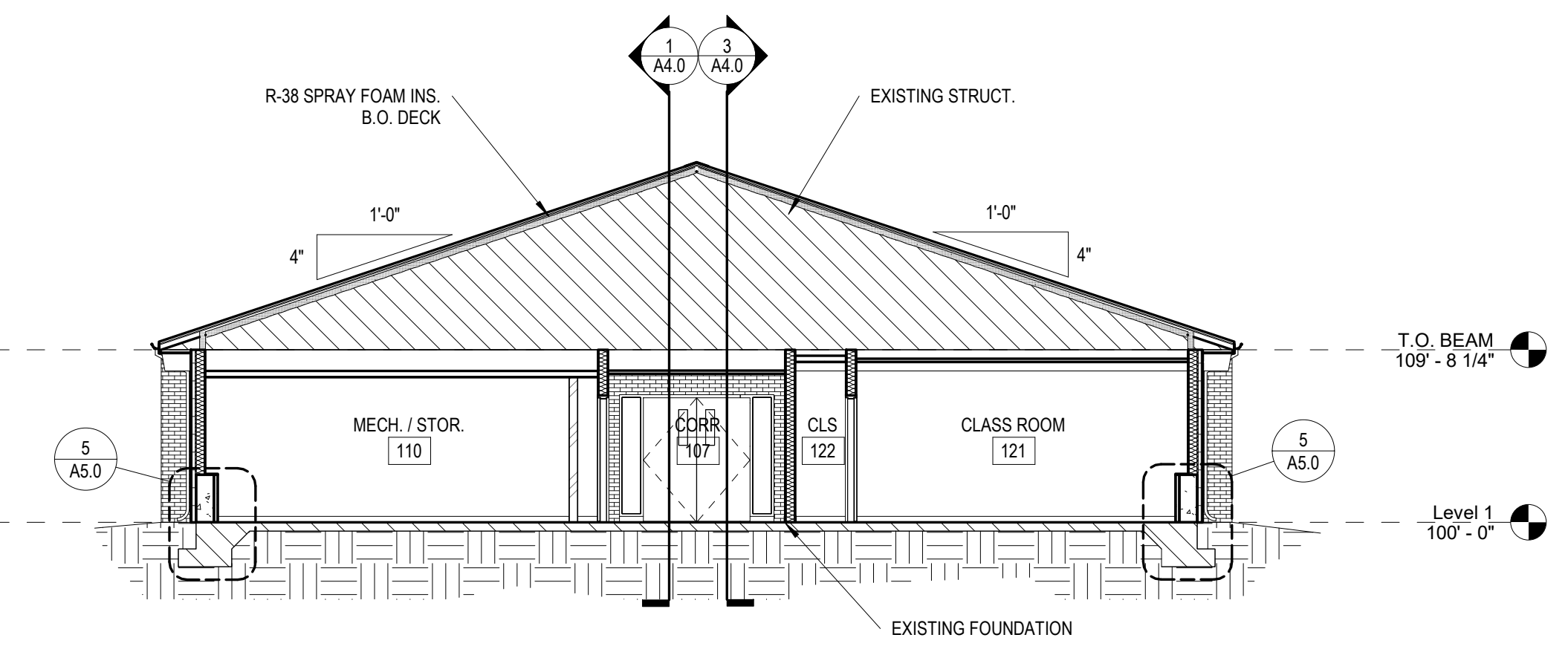
DATE
 DECEMBER 15, 2023
 SHEET TITLE
 EXTERIOR ELEVATIONS
 JOB NO.
 20-03
 SHEET

A3.0

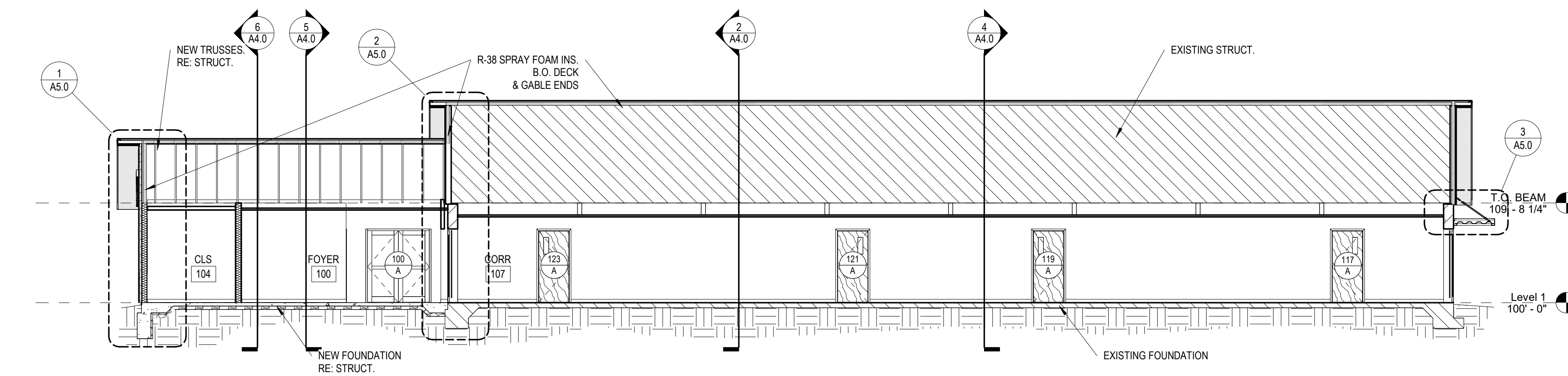
NOTIFY ARCHITECT IN EVENT OF DISCREPANCIES, OMISSIONS, AND/OR CONFLICTS IN THE DRAWINGS OR SPECIFICATIONS. THE CONTRACTOR IS NOT AUTHORIZED TO SCALE THE DRAWINGS. ALL QUESTIONS IN REFERENCE TO THE CONTRACT DOCUMENTS SHALL BE IMMEDIATELY DIRECTED TO THE ARCHITECT.



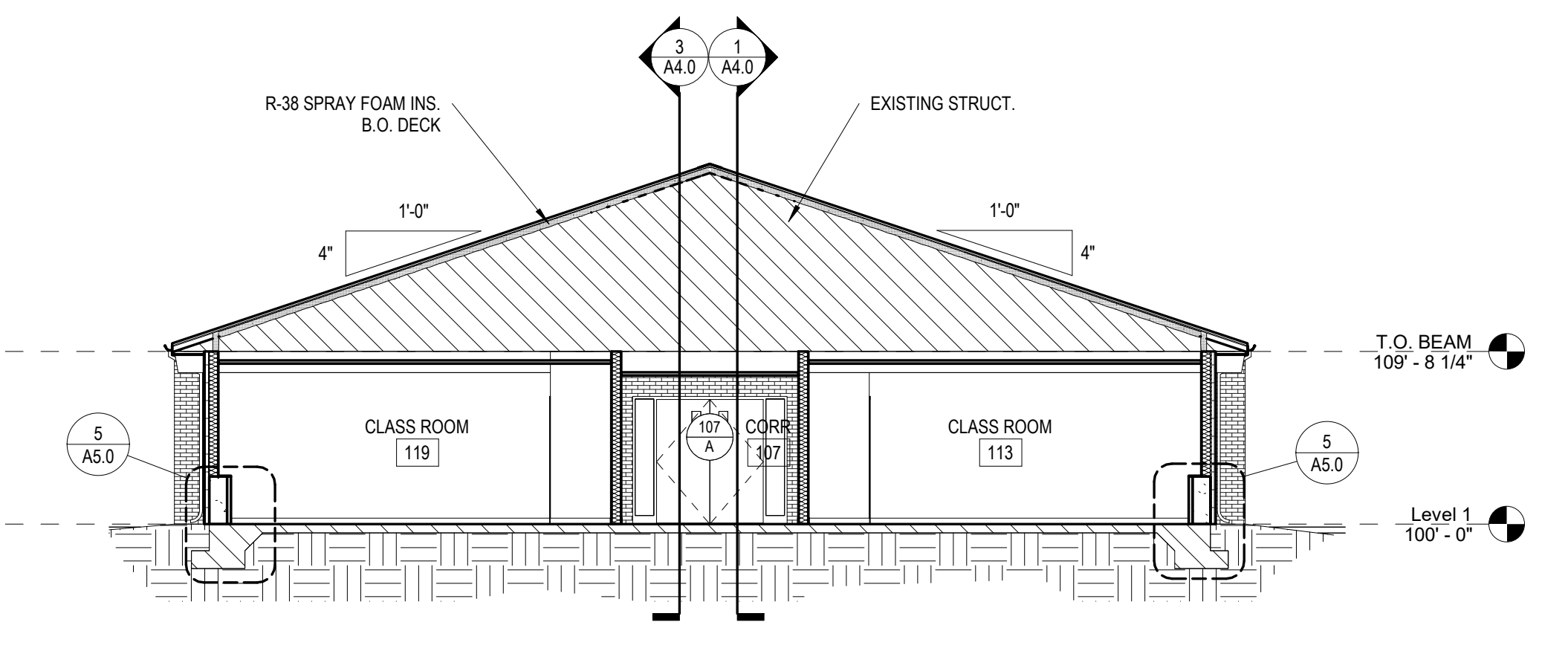
1 BUILDING SECTION
1/8" = 1'-0"



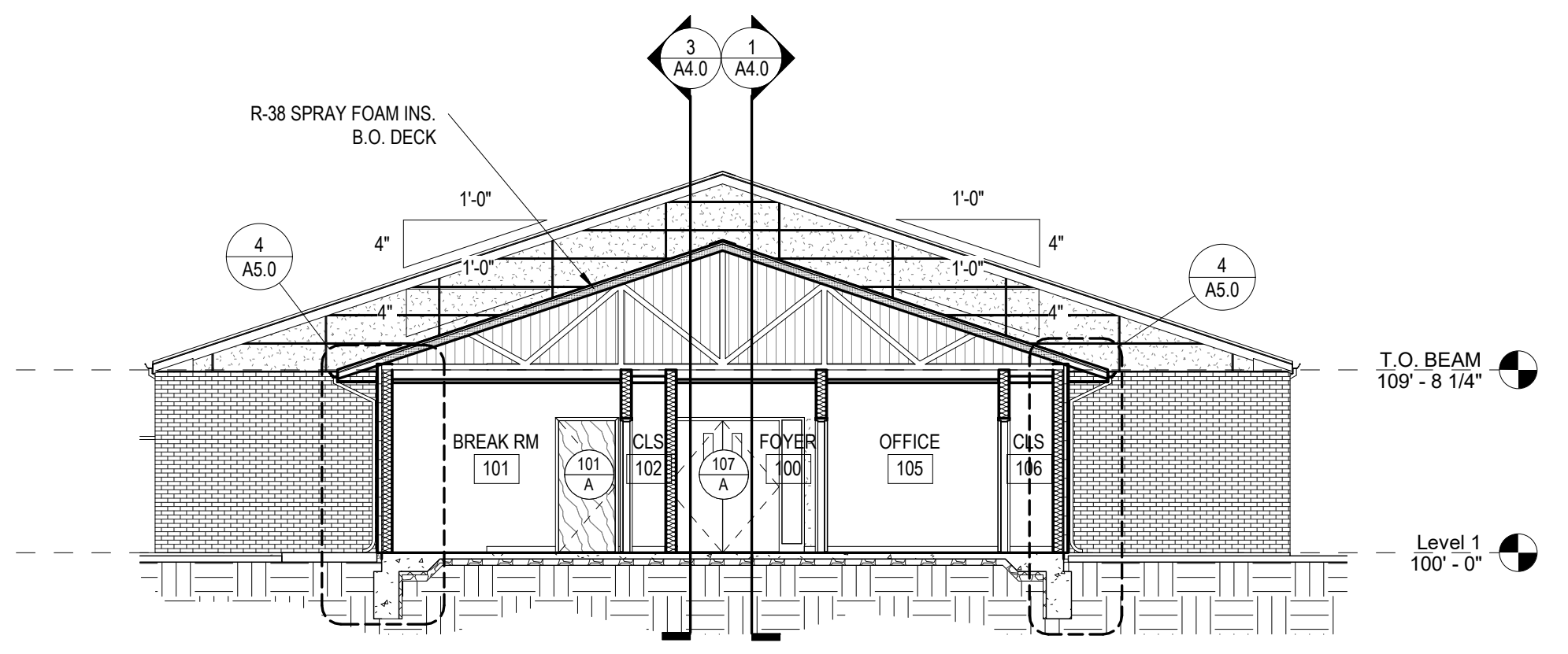
2 BUILDING SECTION
1/8" = 1'-0"



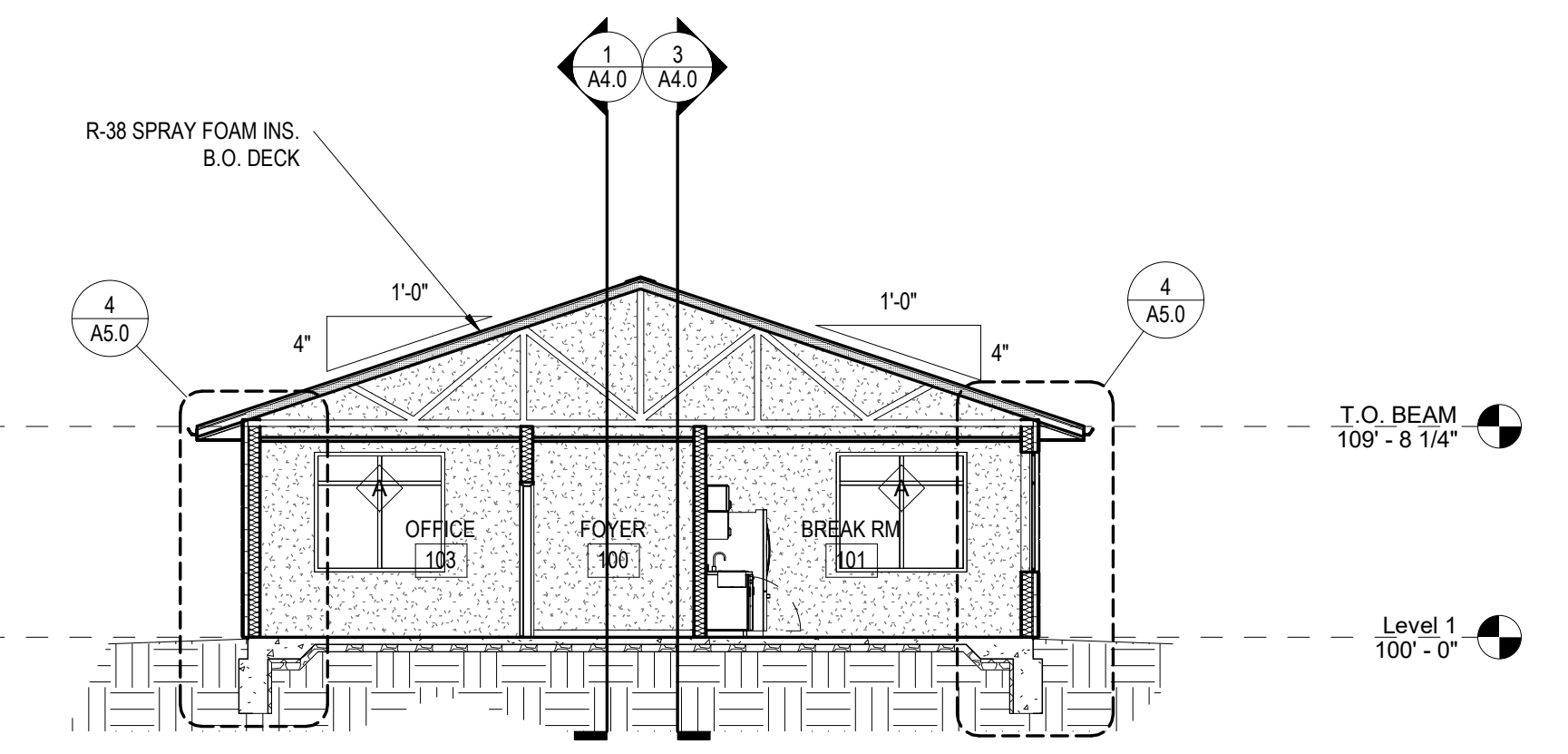
3 BUILDING SECTION
1/8" = 1'-0"




4 BUILDING SECTION
1/8" = 1'-0"



5 BUILDING SECTION
1/8" = 1'-0"



6 BUILDING SECTION
1/8" = 1'-0"



BRETT PATRICK DILLE
ARCHITECT LICENSE NO. 4845

ARCHITECTURAL CORPORATION MISSOURI
LICENSE NO. 205903483

DILLE POLLARD
ARCHITECTURE
2695 S. W. Auburn Rd.
Cape Girardeau, MO 63703
ph: 573-778-0033
www.dillepollard.com • info@dillepollard.com

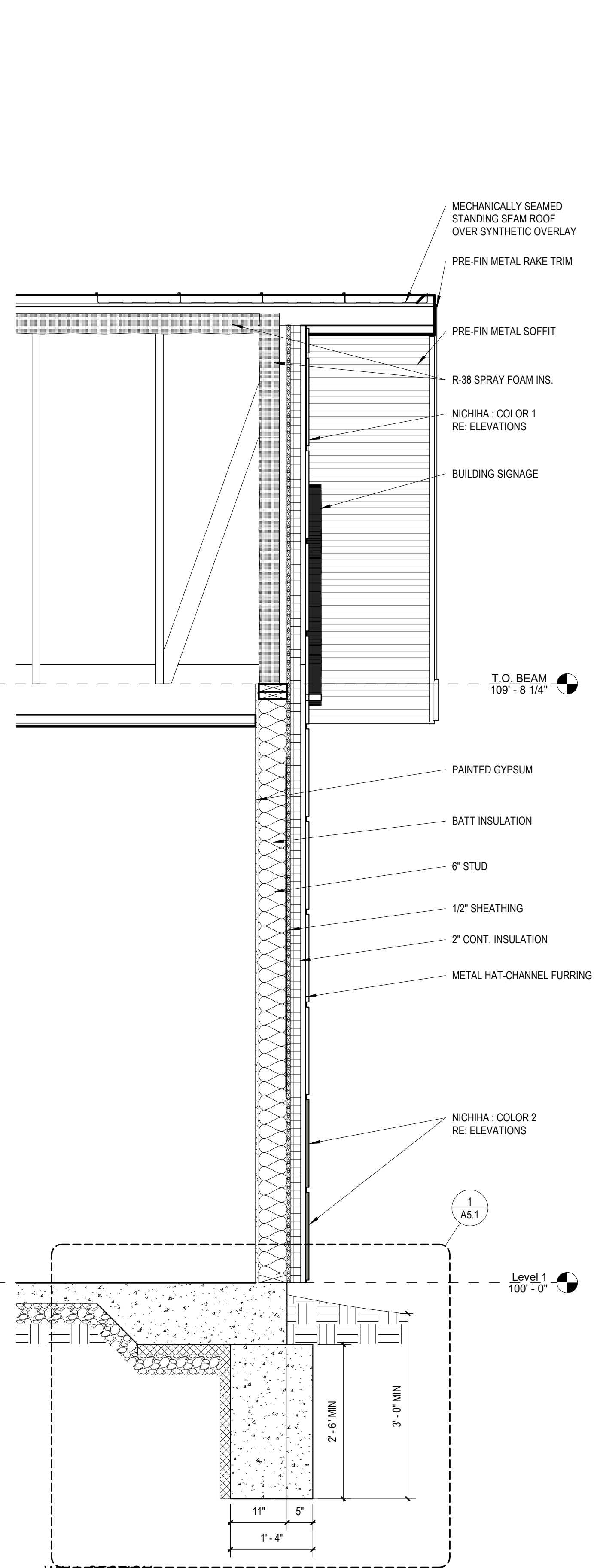
ADDITION AND RENOVATIONS TO:
BECKHAM EDUCATION CENTER
7401 METCALF
OVERLAND PARK, KS 66204

CONFIDENTIAL
THESE PLANS ARE THE CONFIDENTIAL PROPERTY AND CONTAIN EXCLUSIVE DESIGNS OF DILLE & POLLARD, LLC. ANY USE OF THESE DRAWINGS OR THE INFORMATION CONTAINED HEREIN FOR ANY REASON OTHER THAN AS EXPRESSLY AUTHORIZED BY DILLE & POLLARD, LLC IS STRICTLY PROHIBITED. THESE DRAWINGS HAVE BEEN DISTRIBUTED WITH THE UNDERSTANDING THAT ANYONE RECEIVING OR OTHERWISE OBTAINING POSSESSION OF THEM WILL BE EXPRESSLY NOTIFIED OF THEIR CONFIDENTIAL NATURE.

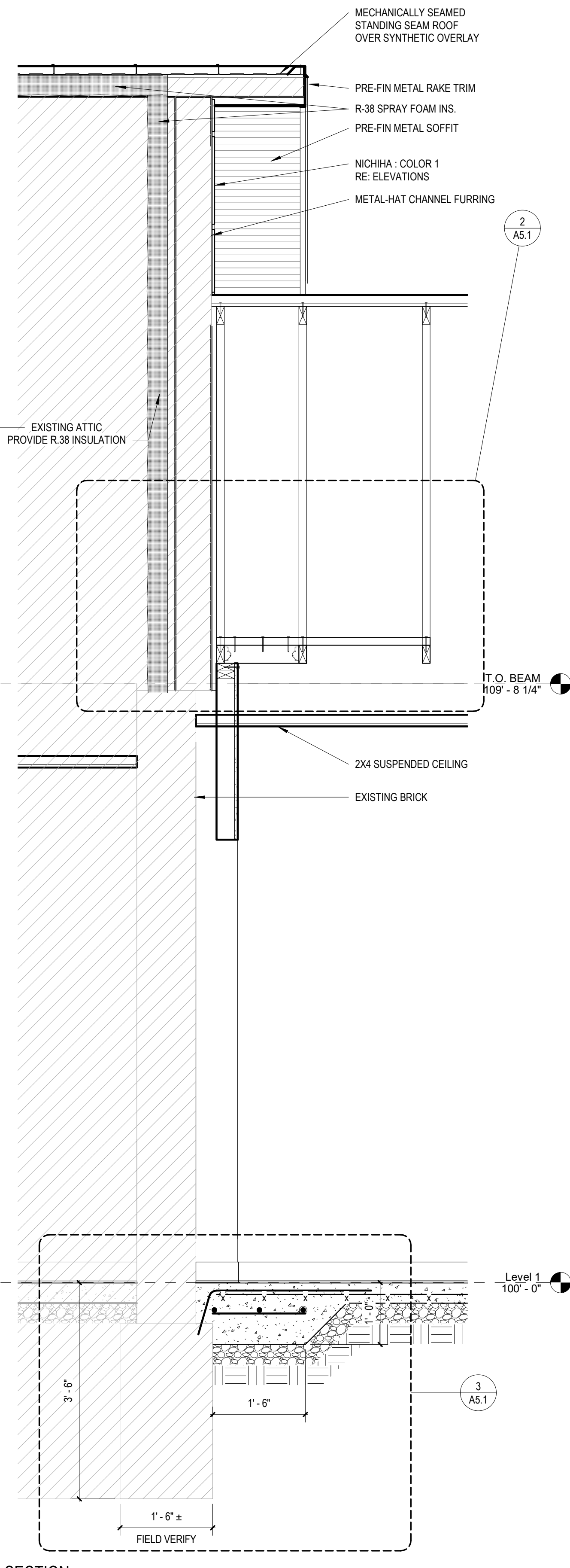
DATE
DECEMBER 15, 2023
SHEET TITLE
BUILDING SECTIONS
JOB NO.
20-03
SHEET

A4.0

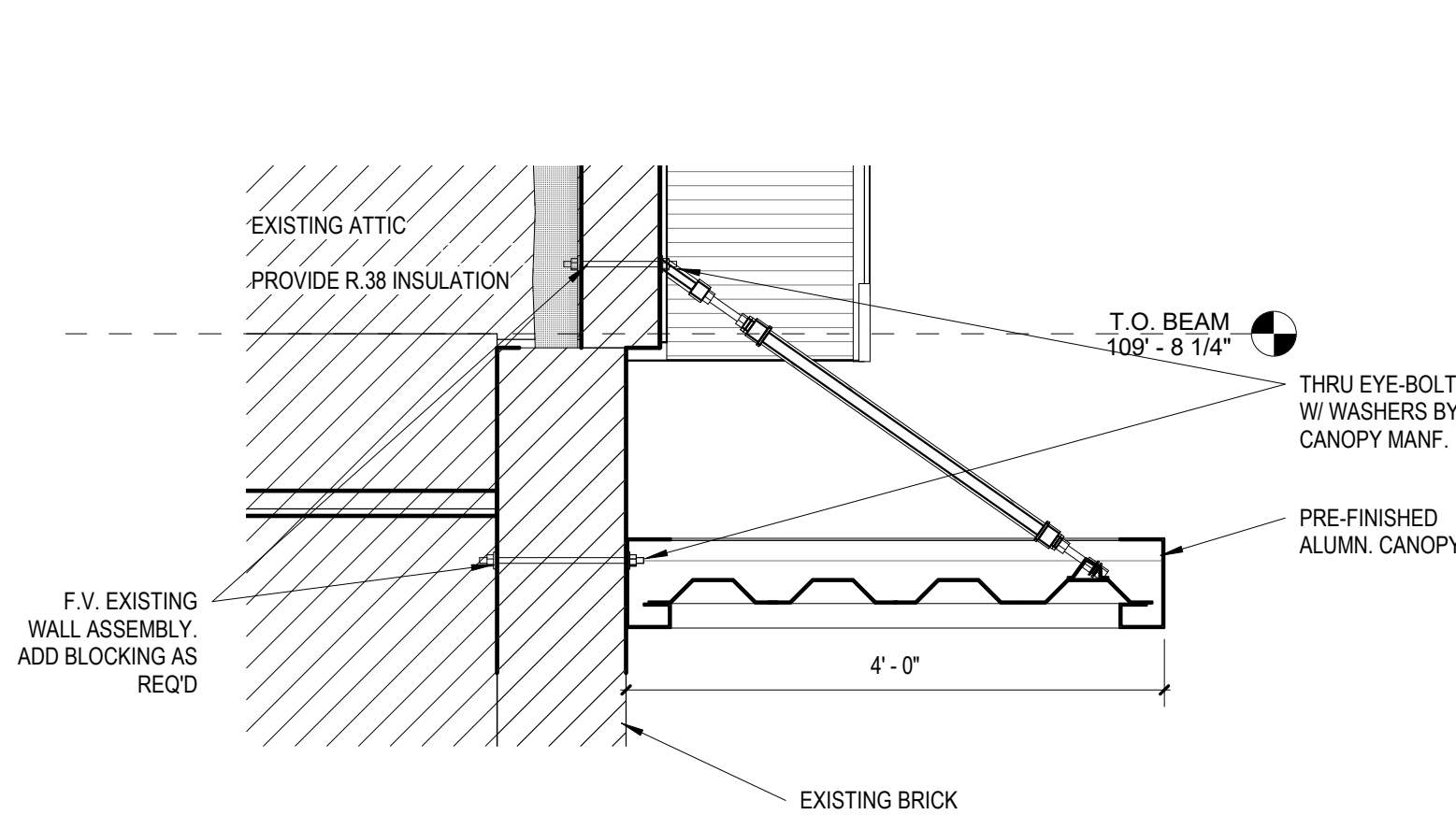
NOTIFY ARCHITECT IN EVENT OF DISCREPANCIES, OMISSIONS, AND/OR CONFLICTS IN THE DRAWINGS OR SPECIFICATIONS. THE CONTRACTOR IS NOT AUTHORIZED TO SCALE THE DRAWINGS. ALL QUESTIONS IN REFERENCE TO THE CONTRACT DOCUMENTS SHALL BE IMMEDIATELY DIRECTED TO THE ARCHITECT.



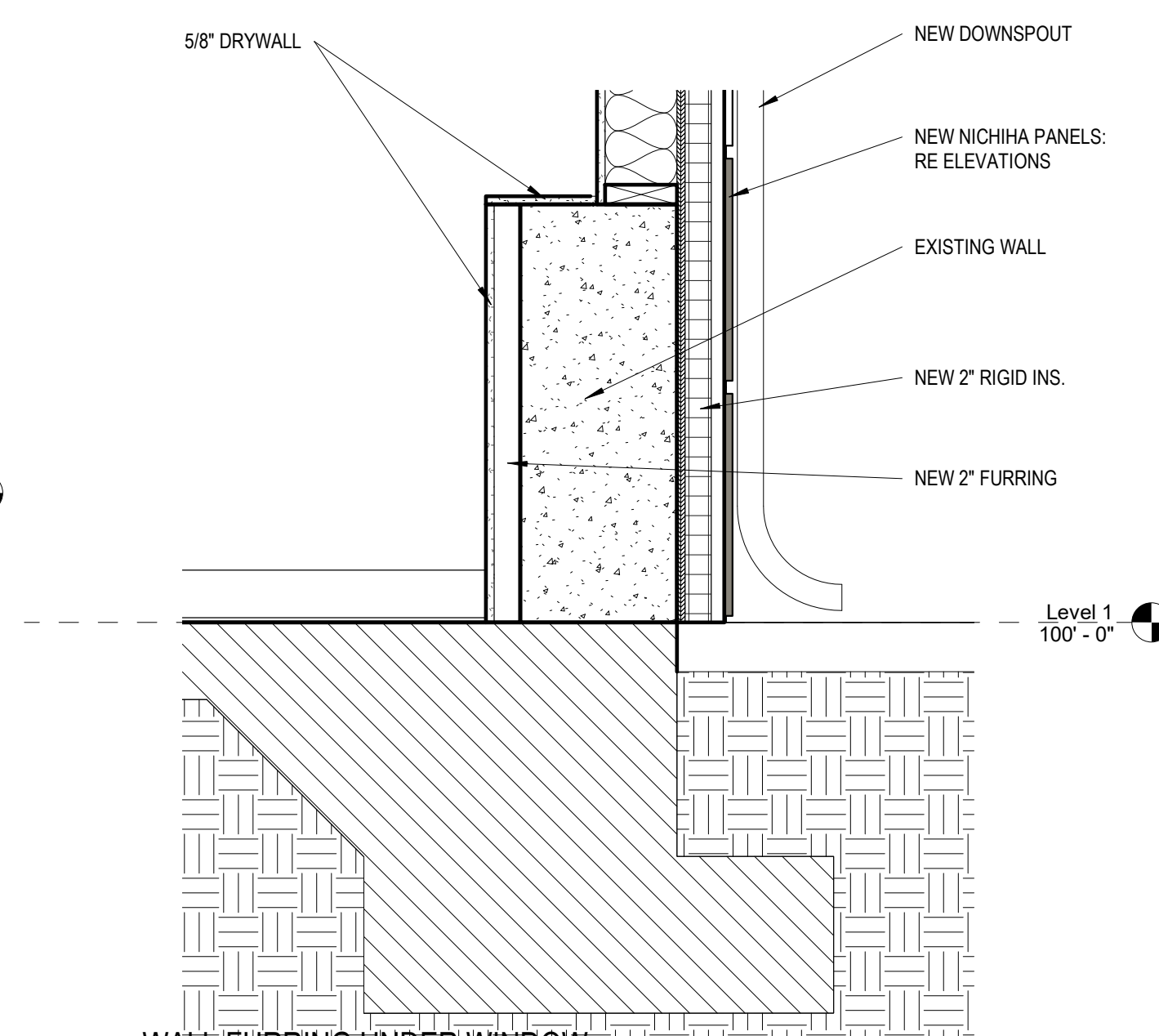
1 WALL SECTION
3/4" = 1'-0"



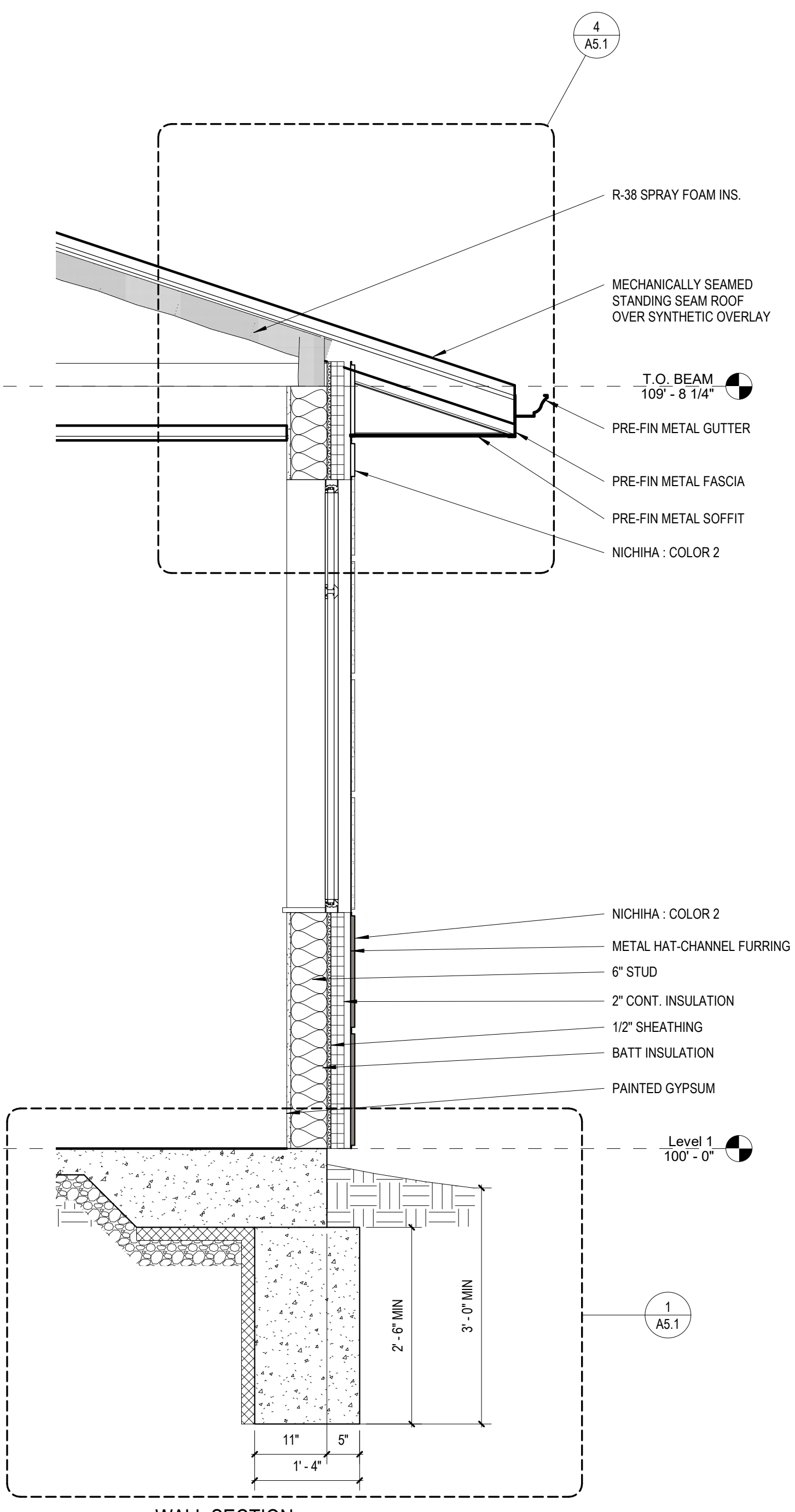
2 WALL SECTION
3/4" = 1'-0"



3 WALL SECTION
3/4" = 1'-0"



5 WALL FURRING UNDER WINDOW
1" = 1'-0"



4 WALL SECTION
3/4" = 1'-0"



BRETT PATRICK DILLE
ARCHITECT LICENSE NO. 4845
ARCHITECTURAL CORPORATION MISSOURI
LICENSE NO. 205903483

DILLEPOLLARD
ARCHITECTURE
265 S. W. Adams Rd.
Overland Park, KS 66204
ph: 573-778-0033
www.dillepollard.com • info@dillepollard.com

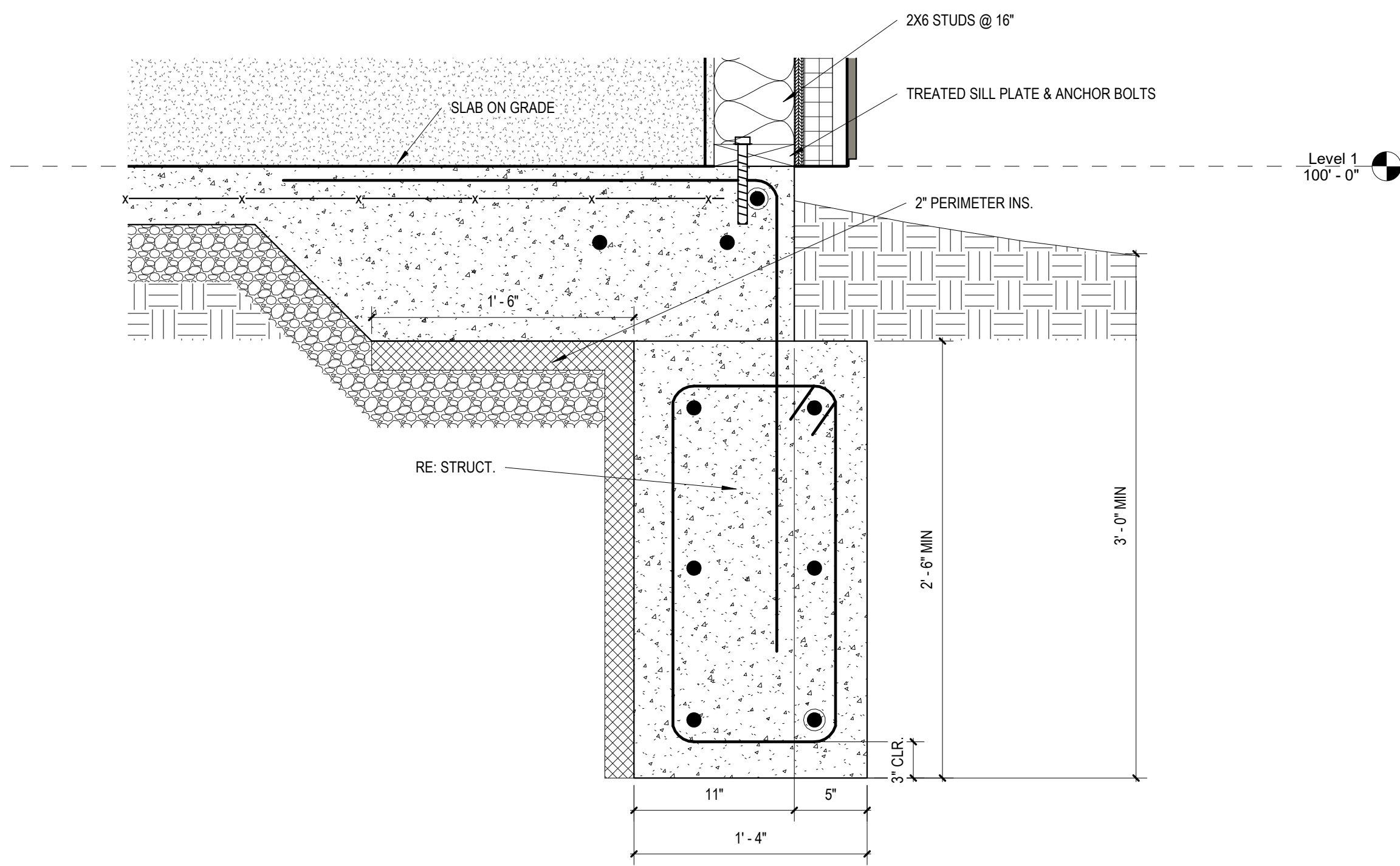
ADDITION AND RENOVATIONS TO:
BECKHAM EDUCATION CENTER
7401 METCALF
OVERLAND PARK, KS 66204

CONFIDENTIAL
THESE PLANS ARE THE CONFIDENTIAL PROPERTY AND CONTAIN EXCLUSIVE DESIGNS OF DILLE & POLLARD, LLC. ANY USE OF THESE DRAWINGS OR THE INFORMATION CONTAINED HEREIN FOR ANY REASON OTHER THAN AS EXPRESSLY AUTHORIZED BY DILLE & POLLARD, LLC IS STRICTLY PROHIBITED. THESE DRAWINGS HAVE BEEN DISTRIBUTED WITH THE UNDERSTANDING THAT ANYONE RECEIVING OR OTHERWISE OBTAINING POSSESSION OF THEM WILL BE EXPRESSLY NOTIFIED OF THEIR CONFIDENTIAL NATURE.

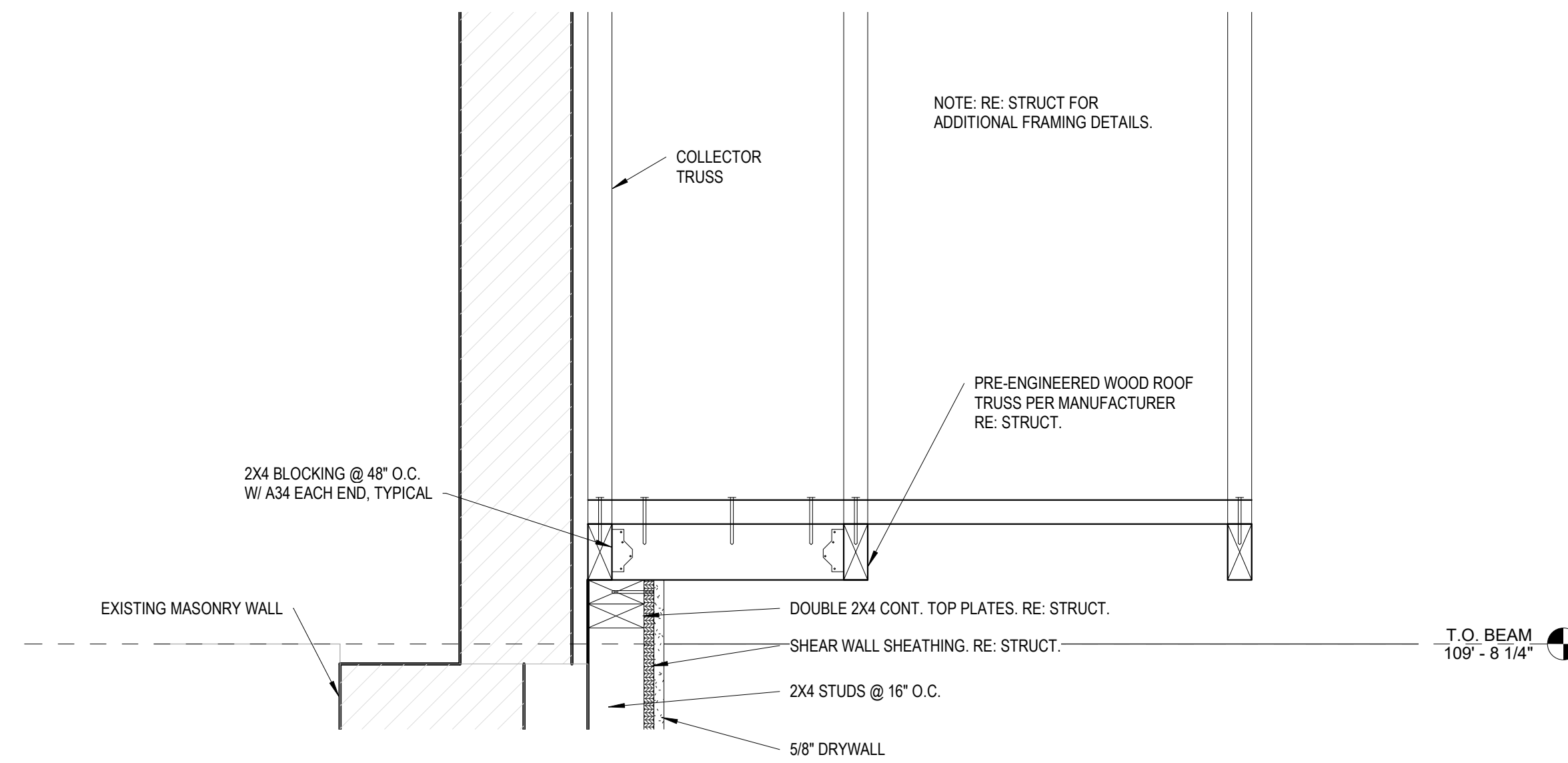
DATE
DECEMBER 15, 2023
SHEET TITLE
WALL DETAILS
JOB NO.
20-03
SHEET

A5.0

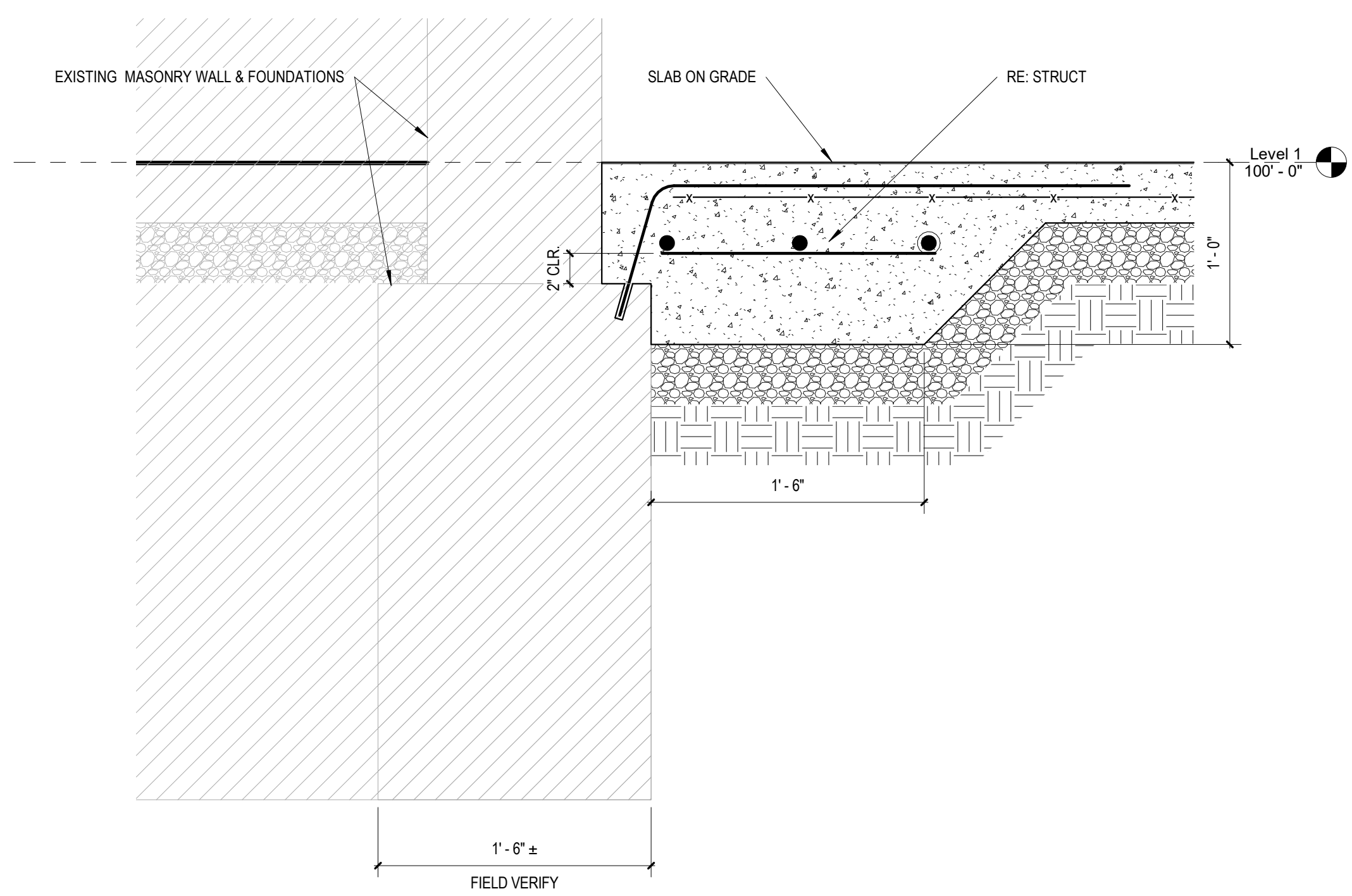
NOTIFY ARCHITECT IN EVENT OF DISCREPANCIES, OMISSIONS, AND/OR CONFLICTS IN THE DRAWINGS OR SPECIFICATIONS. THE CONTRACTOR IS NOT AUTHORIZED TO SCALE THE DRAWINGS. ALL QUESTIONS IN REFERENCE TO THE CONTRACT DOCUMENTS SHALL BE IMMEDIATELY DIRECTED TO THE ARCHITECT.



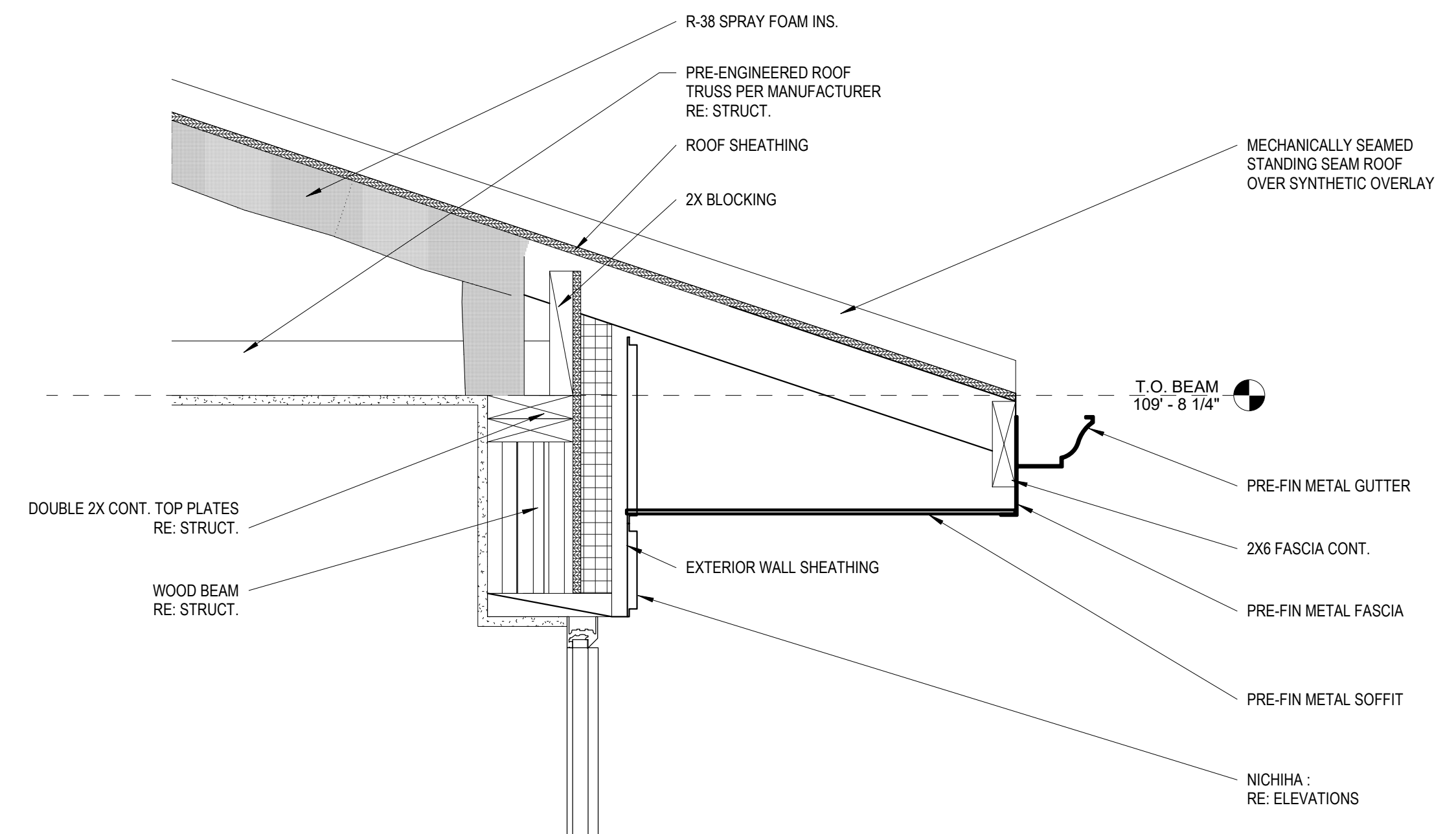
1 DETAIL 1
1 1/2" = 1'-0"




2 DETAIL 2
1 1/2" = 1'-0"



3 DETAIL 3
1 1/2" = 1'-0"



4 DETAIL 4
1 1/2" = 1'-0"



BRETT PATRICK DILLE
ARCHITECT LICENSE NO. 4845

ARCHITECTURAL CORPORATION MISSOURI
LICENSE NO. 205903483

DILLEPOLLARD
ARCHITECTURE

265 S. N. Adams Rd.
Cape Girardeau, MO 63703
ph: 573-778-0033
www.dillepollard.com • info@dillepollard.com

ADDITION AND RENOVATIONS TO:
BECKHAM EDUCATION CENTER
7401 METCALF
OVERLAND PARK, KS 66204

CONFIDENTIAL

THESE PLANS ARE THE CONFIDENTIAL PROPERTY AND CONTAIN EXCLUSIVE DESIGNS OF DILLE & POLLARD, LLC. ANY USE OF THESE DRAWINGS OR THE INFORMATION CONTAINED HEREIN FOR ANY REASON OTHER THAN AS EXPRESSLY AUTHORIZED BY DILLE & POLLARD, LLC IS STRICTLY PROHIBITED. THESE DRAWINGS HAVE BEEN DISTRIBUTED WITH THE UNDERSTANDING THAT ANYONE RECEIVING OR OTHERWISE OBTAINING POSSESSION OF THEM WILL BE EXPRESSLY NOTIFIED OF THEIR CONFIDENTIAL NATURE.

DATE
DECEMBER 15, 2023

SHEET TITLE
WALL DETAILS

JOB NO.
20-03

SHEET

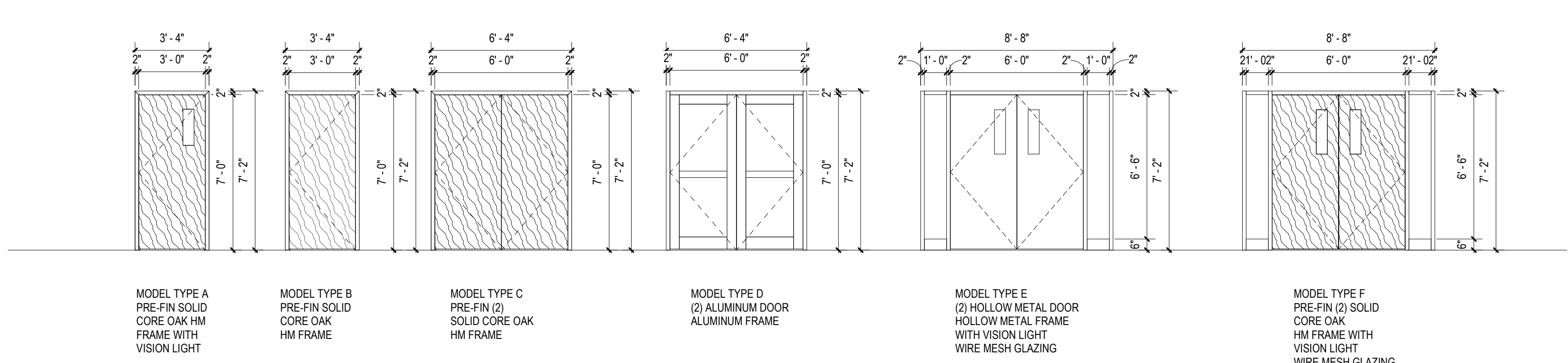
A5.1

FINISH ROOM SCHEDULE

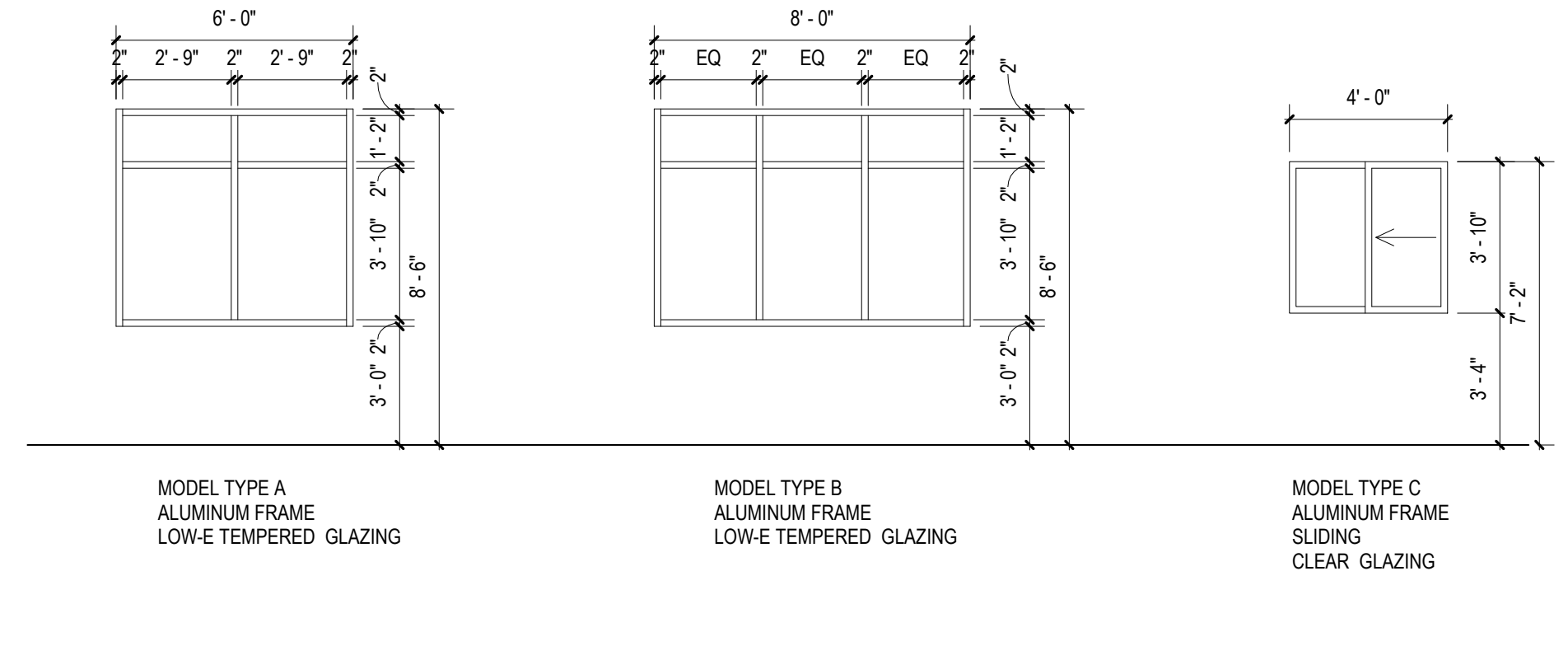
ROOM NAME	NUMBER	WALLS				CEILING		FLOOR		BASE		CEILING HEIGHT			Comments						
		DRYWALL PAINTED	METAL WALL PANELS	CMU WALLS PAINTED	OSB PAINTED	NO FINISH	Z X Z SUSPENDED	Z X Z SUSPENDED	DRYWALL PAINTED	CONCRETE PAINTED	OPEN	SEALED CONCRETE	V.C.T.	RESINOUS FL		LVT TILE	RESINOUS BASE	VINYL BASE	NO BASE	HT 1	HT 2
FOYER	100	•																9'-0"			
BREAK RM	101	•																9'-0"			
CLS	102	•																9'-0"			
OFFICE	103	•																9'-0"			
CLS	104	•																9'-0"			
OFFICE	105	•																9'-0"			
CLS	106	•																9'-0"			
CORR	107	•																9'-0"			
CLASS ROOM	108	•																9'-0"			
CLS	109	•																9'-0"			
MECH. / STOR.	110	•																9'-0"			
MEN TLT	111	•																9'-0"			
WMN TLT	112	•																9'-0"			
CLASS ROOM	113	•																9'-0"			
CLS	114	•																9'-0"			
CLASS ROOM	115	•																9'-0"			
CLS	116	•																9'-0"			
CLASS ROOM	117	•																9'-0"			
CLS	118	•																9'-0"			
CLASS ROOM	119	•																9'-0"			
CLS	120	•																9'-0"			
CLASS ROOM	121	•																9'-0"			
CLS	122	•																9'-0"			
CLASS ROOM	123	•																9'-0"			
CLS	124	•																9'-0"			

DOOR SCHEDULE

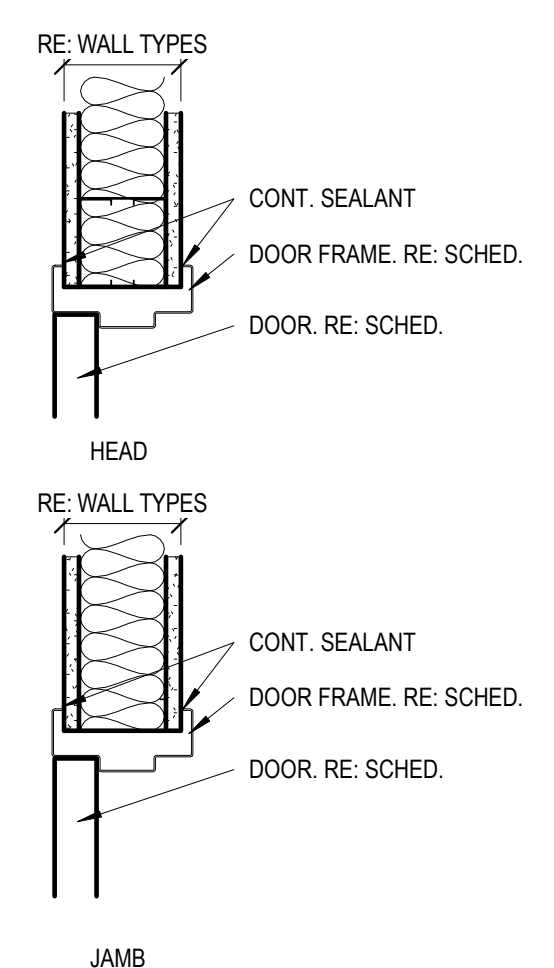
MARK	MODEL TYPE	DETAIL	DOOR				FIRE RATING	DOOR			HW SET	FUNCTION
			PANEL WIDTH	PANEL WIDTH 2	HEIGHT	THICKNESS		DOOR MATERIAL	FRAME MATERIAL	FRAME FINISH		
100 A	D	1	3'-0"	3'-0"	7'-0"	0'-1 3/4"		ALUMINUM	ALUMINUM	ANODIZED	01	
100 B	F	1	3'-0"	3'-0"	7'-0"	0'-1 3/4"		WOOD	HOLLOW METAL	PAINTED	10	
101 A	B	1	3'-0"		7'-0"	0'-1 3/4"	20 MIN.	WOOD	HOLLOW METAL	PAINTED	04	
102 A	B	1	3'-0"		7'-0"	0'-1 3/4"		WOOD	HOLLOW METAL	PAINTED	07	
103 A	B	1	3'-0"		7'-0"	0'-1 3/4"	20 MIN.	WOOD	HOLLOW METAL	PAINTED	05	
104 A	C	1	3'-0"	3'-0"	7'-0"	0'-1 3/4"		WOOD	HOLLOW METAL	PAINTED	03	
105 A	B	1	3'-0"		7'-0"	0'-1 3/4"		WOOD	HOLLOW METAL	PAINTED	05	
105 B	C	1	3'-0"	3'-0"	7'-0"	0'-1 3/4"	20 MIN.	WOOD	HOLLOW METAL	PAINTED	03	
106 A	B	1	3'-0"		7'-0"	0'-1 3/4"		WOOD	HOLLOW METAL	PAINTED	07	
107 A	E	1	3'-0"	3'-0"	7'-0"	0'-1 3/4"		HOLLOW METAL	HOLLOW METAL	PAINTED	09	
108 A	A	1	3'-0"		7'-0"	0'-1 3/4"	20 MIN.	WOOD	HOLLOW METAL	PAINTED	02	
110 A	A	1	3'-0"		7'-0"	0'-1 3/4"	60 MIN.	WOOD	HOLLOW METAL	PAINTED	08	
111 A	B	1	3'-0"		7'-0"	0'-1 3/4"		WOOD	HOLLOW METAL	PAINTED	06	
112 A	B	1	3'-0"		7'-0"	0'-1 3/4"		WOOD	HOLLOW METAL	PAINTED	06	
113 A	A	1	3'-0"		7'-0"	0'-1 3/4"	20 MIN.	WOOD	HOLLOW METAL	PAINTED	02	
114 A	C	1	3'-0"	3'-0"	7'-0"	0'-1 3/4"		WOOD	HOLLOW METAL	PAINTED	03	
115 A	A	1	3'-0"		7'-0"	0'-1 3/4"	20 MIN.	WOOD	HOLLOW METAL	PAINTED	02	
116 A	C	1	3'-0"	3'-0"	7'-0"	0'-1 3/4"		WOOD	HOLLOW METAL	PAINTED	03	
117 A	A	1	3'-0"		7'-0"	0'-1 3/4"	20 MIN.	WOOD	HOLLOW METAL	PAINTED	02	
118 A	C	1	3'-0"	3'-0"	7'-0"	0'-1 3/4"		WOOD	HOLLOW METAL	PAINTED	03	
119 A	A	1	3'-0"		7'-0"	0'-1 3/4"	20 MIN.	WOOD	HOLLOW METAL	PAINTED	02	
120 A	C	1	3'-0"	3'-0"	7'-0"	0'-1 3/4"		WOOD	HOLLOW METAL	PAINTED	03	
121 A	A	1	3'-0"		7'-0"	0'-1 3/4"	20 MIN.	WOOD	HOLLOW METAL	PAINTED	02	
122 A	C	1	3'-0"	3'-0"	7'-0"	0'-1 3/4"		WOOD	HOLLOW METAL	PAINTED	03	
123 A	A	1	3'-0"		7'-0"	0'-1 3/4"	20 MIN.	WOOD	HOLLOW METAL	PAINTED	02	
124 A	C	1	3'-0"	3'-0"	7'-0"	0'-1 3/4"		WOOD	HOLLOW METAL	PAINTED	03	




DOOR LEGEND



WINDOW LEGEND



DETAIL 1
DOOR DETAILS



BRETT PATRICK DILLE
ARCHITECT LICENSE NO. 4845

ARCHITECTURAL CORPORATION MISSOURI
LICENSE NO. 205903403

DILLE POLLARD
ARCHITECTURE

265 S. W. Adams Rd.
Overland Park, KS 66204
ph: 573-778-0033
www.dillepollard.com • info@dillepollard.com

ADDITION AND RENOVATIONS TO:
BECKHAM EDUCATION CENTER
7401 METCALF
OVERLAND PARK, KS 66204

CONFIDENTIAL

THESE PLANS ARE THE CONFIDENTIAL PROPERTY AND CONTAIN EXCLUSIVE DESIGNS OF DILLE & POLLARD, LLC. ANY USE OF THESE DRAWINGS OR THE INFORMATION CONTAINED HEREIN FOR ANY REASON OTHER THAN AS EXPRESSLY AUTHORIZED BY DILLE & POLLARD, LLC IS STRICTLY PROHIBITED. THESE DRAWINGS HAVE BEEN DISTRIBUTED WITH THE UNDERSTANDING THAT ANYONE RECEIVING OR OTHERWISE OBTAINING POSSESSION OF THEM WILL BE EXPRESSLY NOTIFIED OF THEIR CONFIDENTIAL NATURE.

DATE
DECEMBER 15, 2023

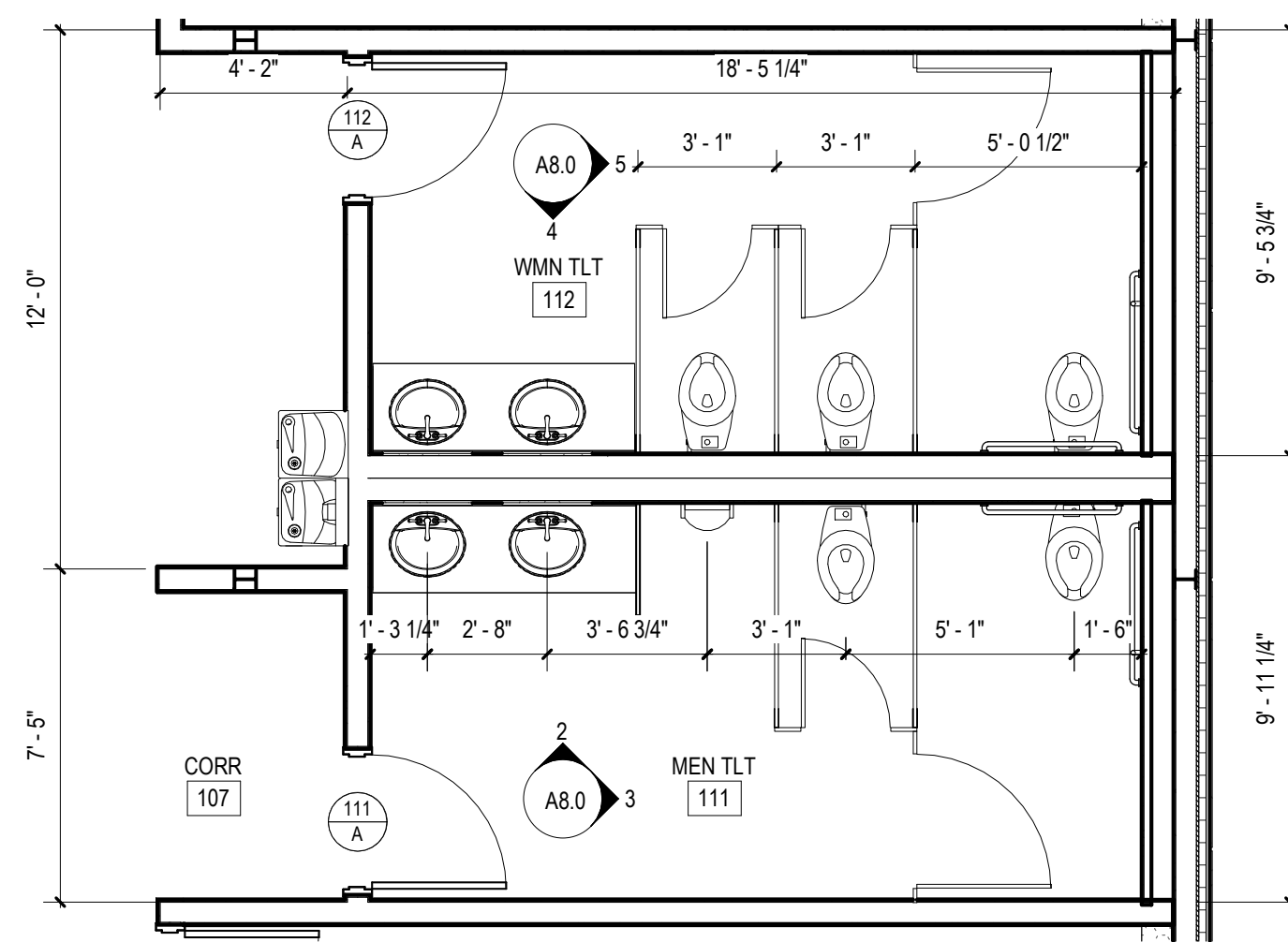
SHEET TITLE
SCHEDULES

JOB NO.
20-03

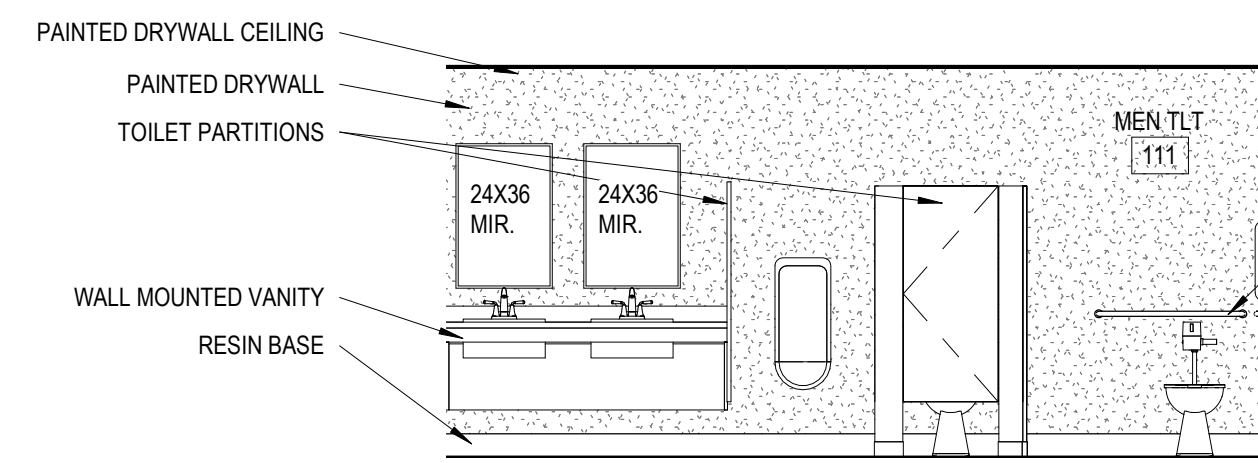
SHEET

A7.0

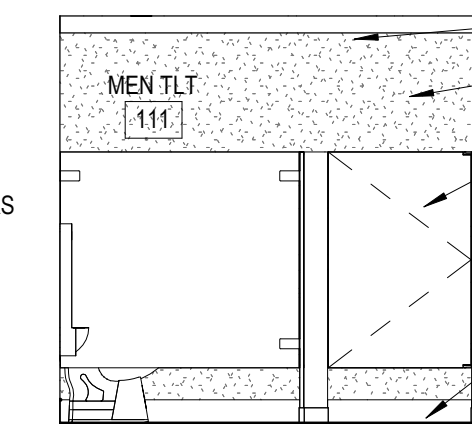
NOTIFY ARCHITECT IN EVENT OF DISCREPANCIES, OMISSIONS, AND/OR CONFLICTS IN THE DRAWINGS OR SPECIFICATIONS. THE CONTRACTOR IS NOT AUTHORIZED TO SCALE THE DRAWINGS. ALL QUESTIONS IN REFERENCE TO THE CONTRACT DOCUMENTS SHALL BE IMMEDIATELY DIRECTED TO THE ARCHITECT.



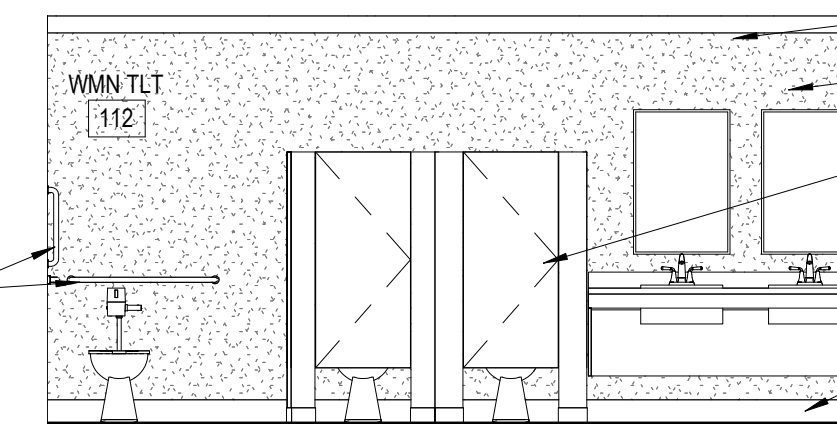
1 ENLARGED PLAN ROOMS 111 & 112
1/4" = 1'-0"



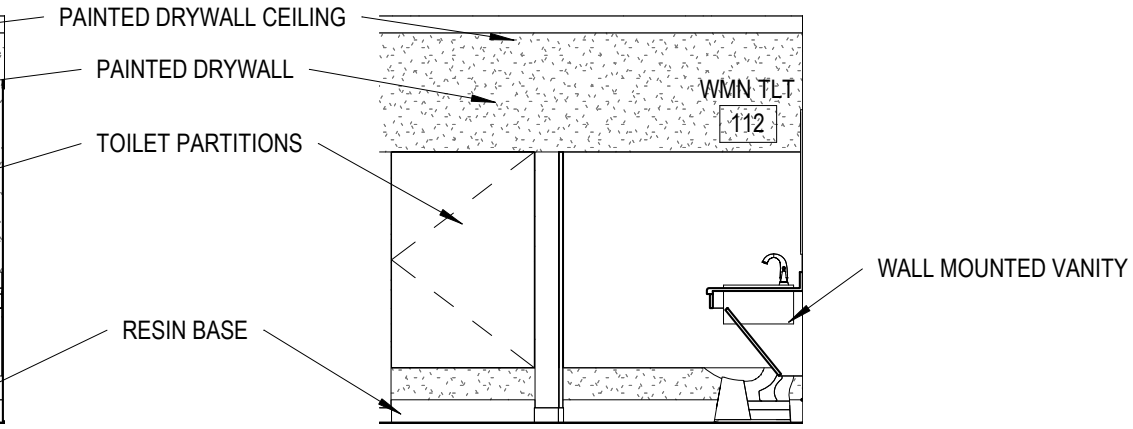
2 ELEV. RM. 111
1/4" = 1'-0"



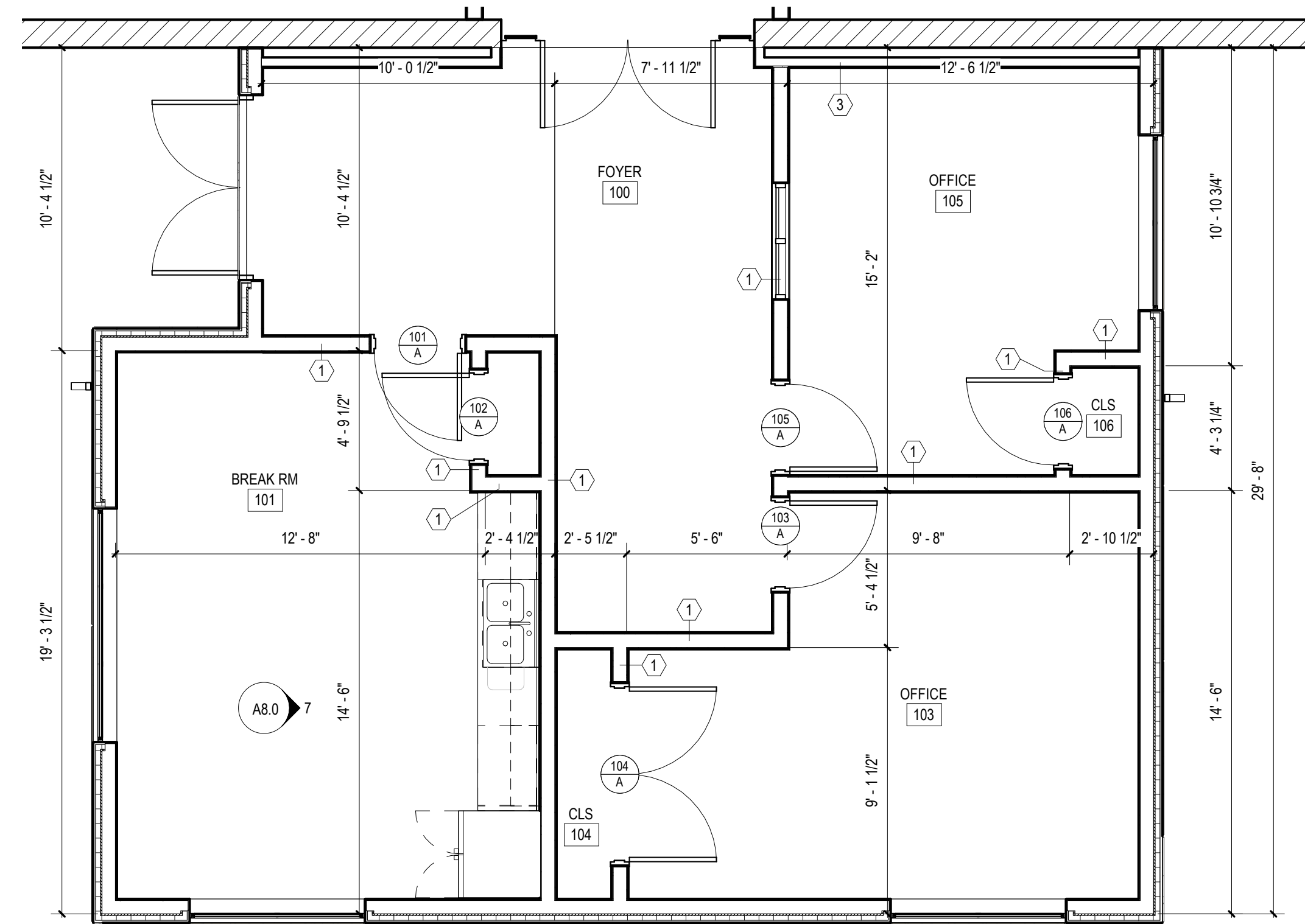
3 ELEV. RM 111 B
1/4" = 1'-0"



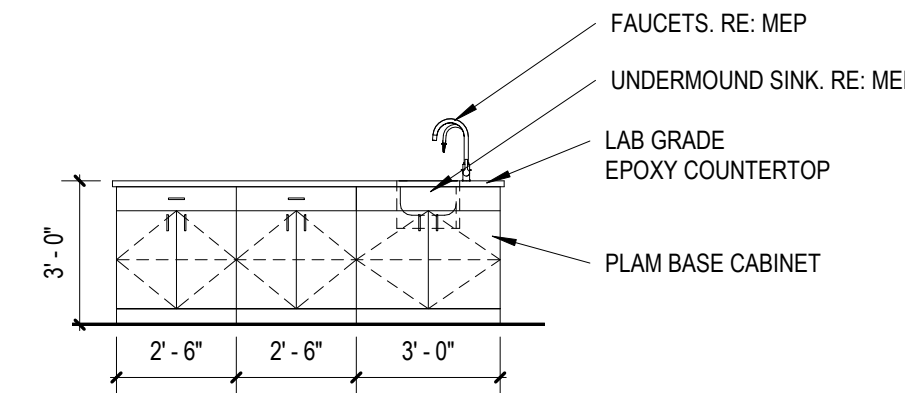
4 ELEV. RM. 112
1/4" = 1'-0"



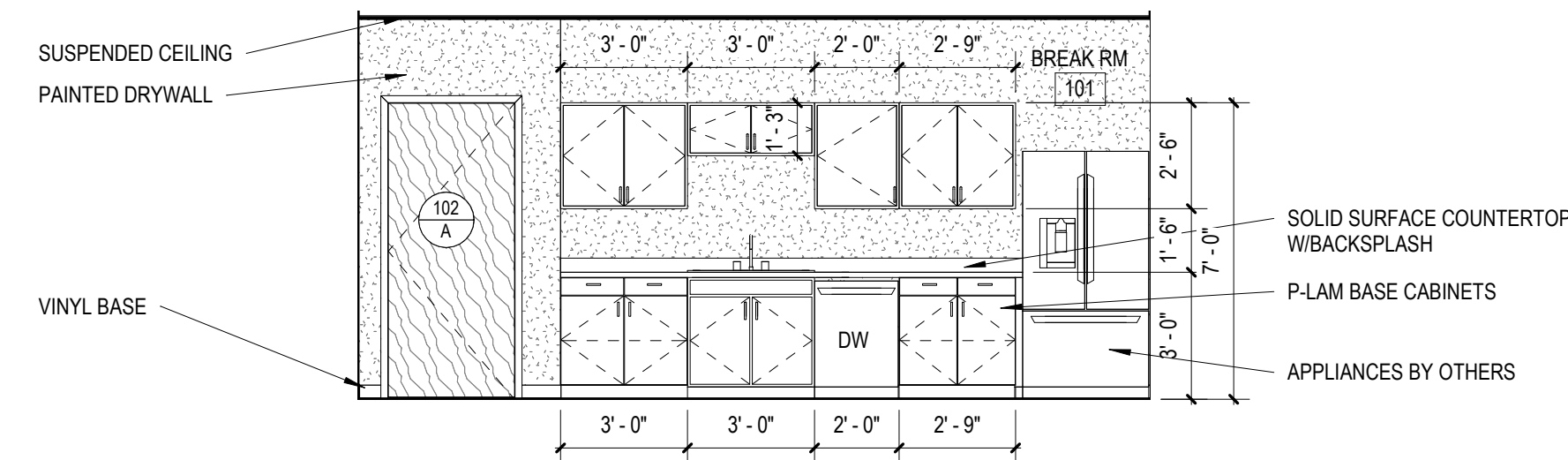
5 ELEV. RM 112 B
1/4" = 1'-0"



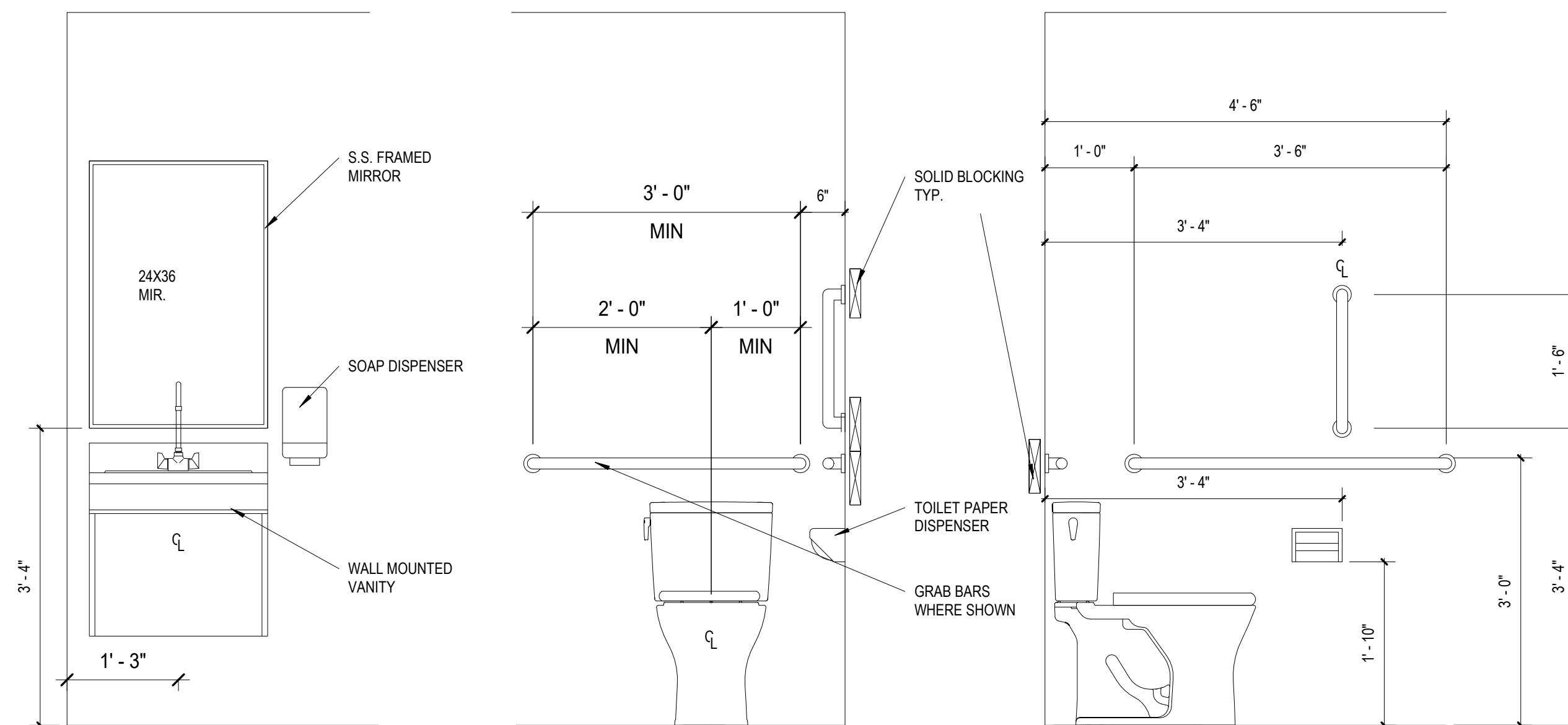
6 ENLARGED PLAN ROOM 101
1/4" = 1'-0"



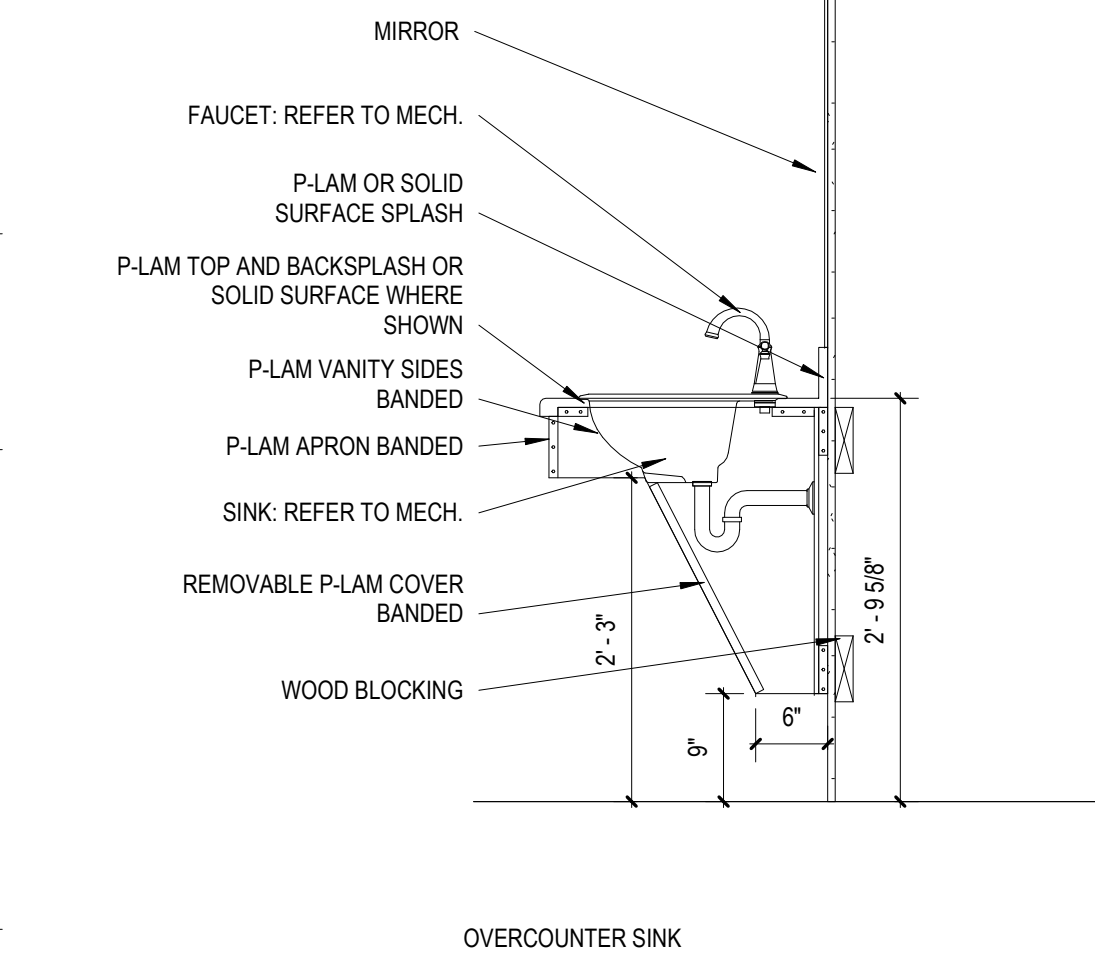
11 CLASSROOM CASEWORK ELEV.
1/4" = 1'-0"



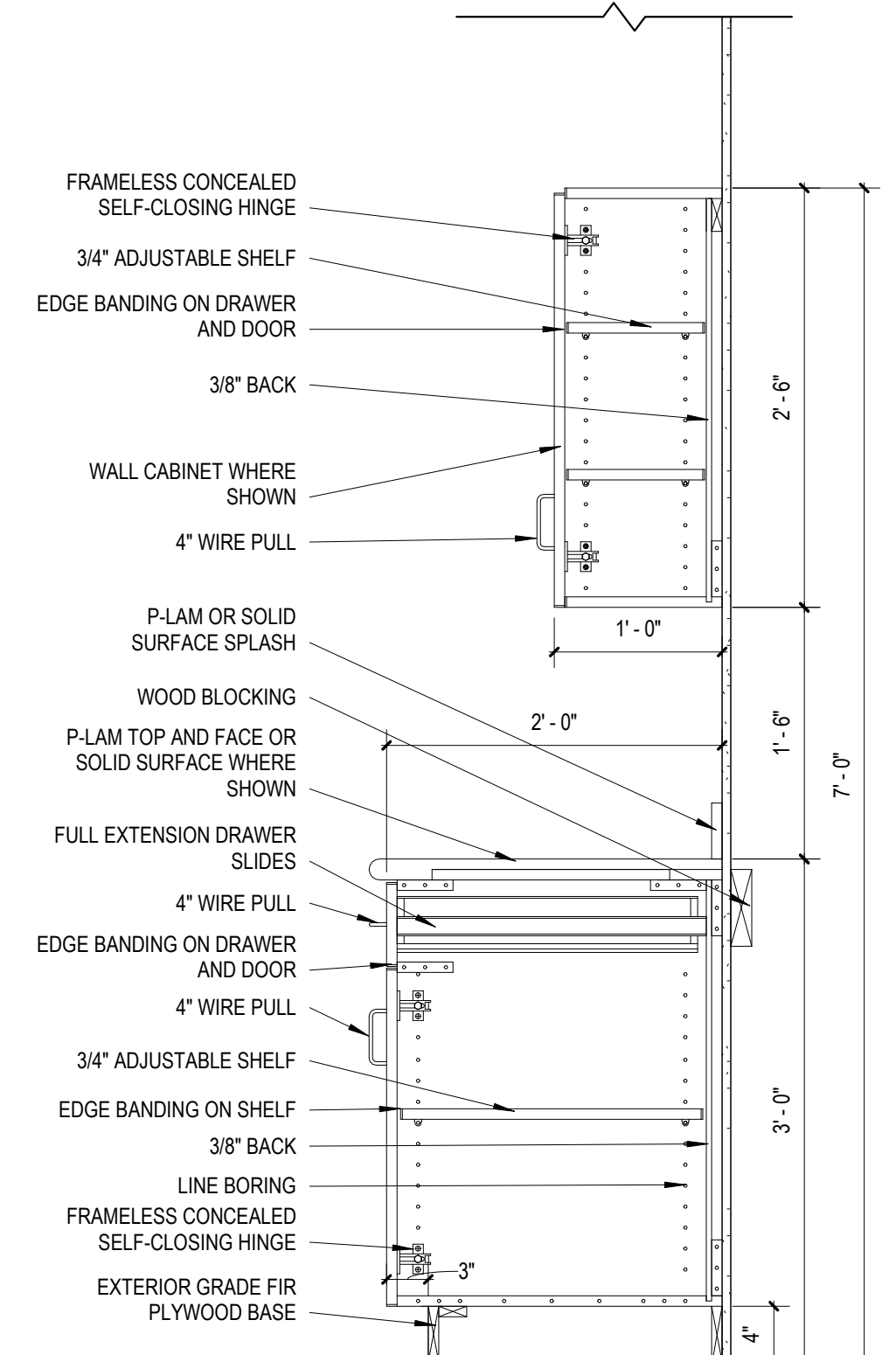
7 ELEV. RM. 101
1/4" = 1'-0"



8 TYPICAL ADA CLEARANCES
3/4" = 1'-0"



9 VANITY
3/4" = 1'-0"



10 BASE & WALL CABINET
1" = 1'-0"



BRETT PATRICK DILLE
ARCHITECT LICENSE NO. 4845

ARCHITECTURAL CORPORATION MISSOURI
LICENSE NO. 205903483

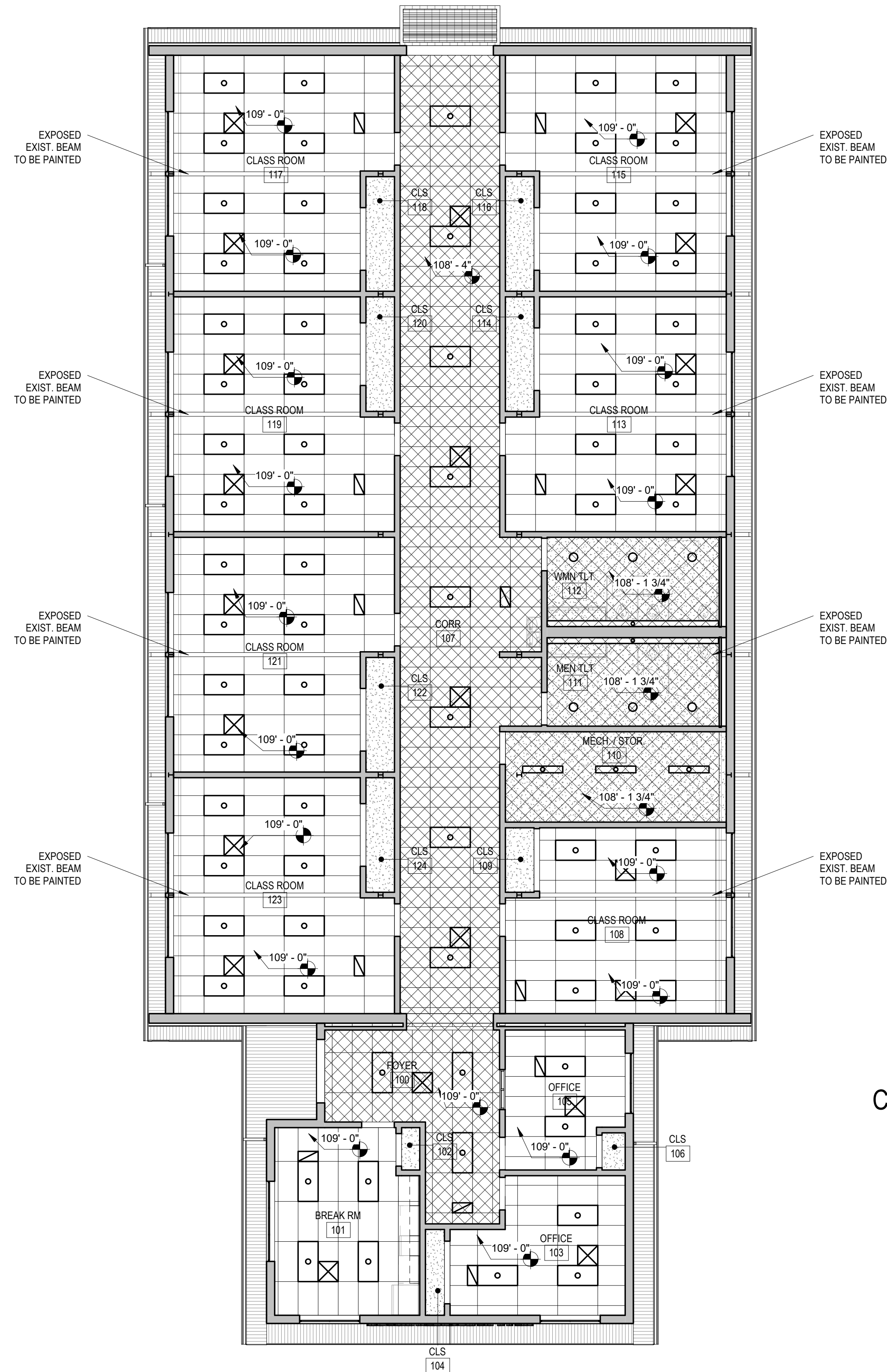
DILLE POLLARD
ARCHITECTURE
4061 Highway Pk., Ste. 2
Overland Park, MO 66204
ph: 573-778-0033
www.dillepollard.com • info@dillepollard.com

ADDITION AND RENOVATIONS TO:
BECKHAM EDUCATION CENTER
7401 METCALF
OVERLAND PARK, KS 66204

CONFIDENTIAL
THESE PLANS ARE THE CONFIDENTIAL PROPERTY AND CONTAIN EXCLUSIVE DESIGNS OF DILLE & POLLARD, LLC. ANY USE OF THESE DRAWINGS OR THE INFORMATION CONTAINED HEREIN FOR ANY REASON OTHER THAN AS EXPRESSLY AUTHORIZED BY DILLE & POLLARD, LLC IS STRICTLY PROHIBITED. THESE DRAWINGS HAVE BEEN DISTRIBUTED WITH THE UNDERSTANDING THAT ANYONE RECEIVING OR OTHERWISE OBTAINING POSSESSION OF THEM WILL BE EXPRESSLY NOTIFIED OF THEIR CONFIDENTIAL NATURE.

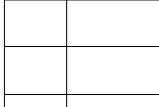






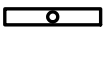


DATE
DECEMBER 15, 2023
SHEET TITLE
ENLARGED PLANS
JOB NO.
20-03
SHEET

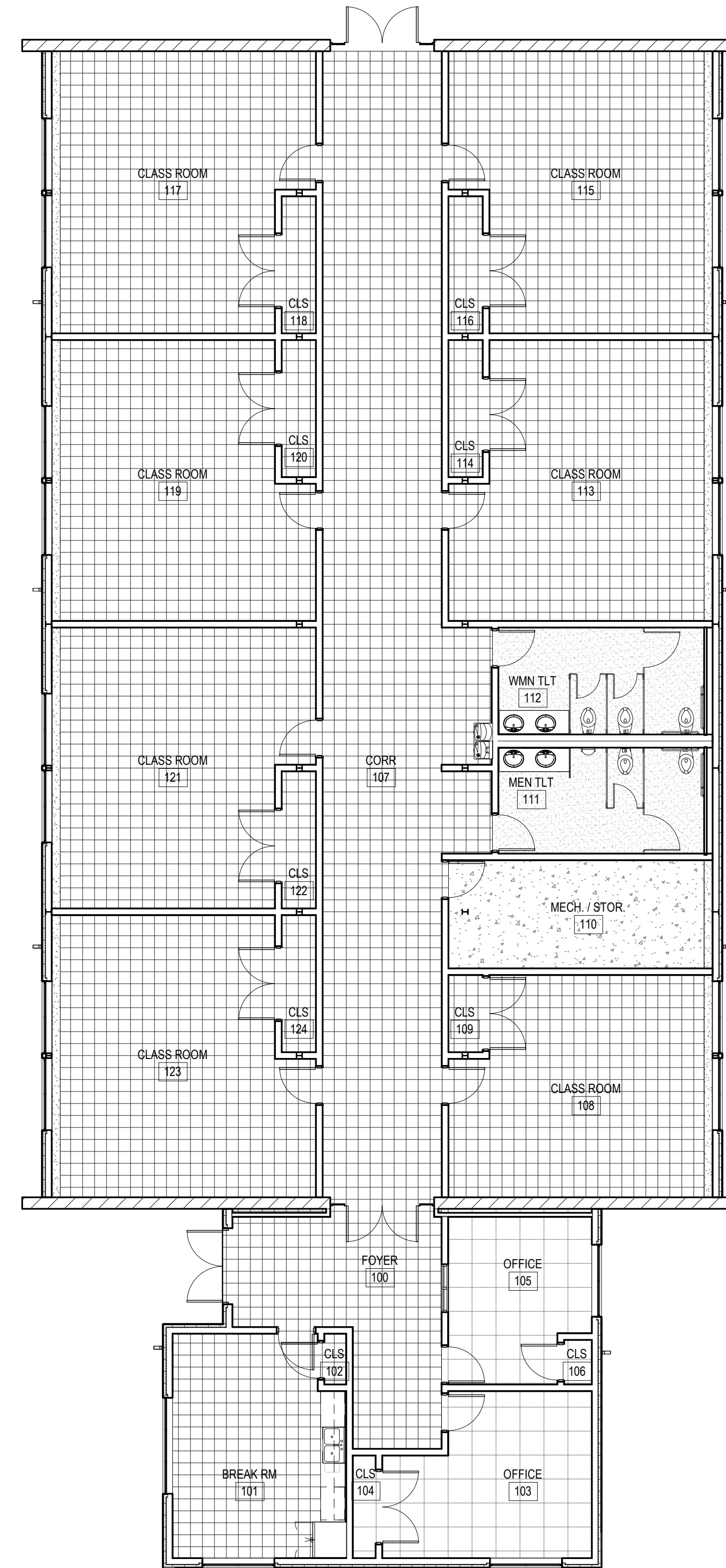
A8.0



1 CEILING PLAN
1/8" = 1'-0"





CEILING LEGEND


-  2X4' SUSPENDED
-  1-HOUR FIRE RATED CEILING
U.L. GA FILE NO. RC 2602
AT B.O. STRUCT.
ABOVE 2X4' SUSPENDED
-  GYPSUM PAINTED
-  1-HOUR FIRE RATED CEILING
U.L. GA FILE NO. RC 2602
AT B.O. STRUCT.
GYPSUM PAINTED
-  ALUMN. SOFFIT
-  24"x48" LIGHT. RE: MEP
-  CAN LIGHT. RE: MEP
-  SUS. LIGHT. RE: MEP
-  HVAC RETURN. RE: MEP
-  HVAC SUPPLY. RE: MEP



2 FLOOR PLAN
1/8" = 1'-0"

FINISH FLOORING LEGEND

-  V.C.T.
-  RESIN
-  SEALED CONCRETE
-  CARPET TILES



BRETT PATRICK DILLE
ARCHITECT LICENSE NO. 4845

ARCHITECTURAL CORPORATION MISSOURI
LICENSE NO. 205903483

DILLEPOLLARD
ARCHITECTURE

4061 Highway Pk., Ste. 2
4061 Highway Pk., Ste. 2
Overland Park, MO 66204
Tel: 773-778-0033
Fax: 773-778-0033
www.dillepollard.com • info@dillepollard.com

ADDITION AND RENOVATIONS TO:
BECKHAM EDUCATION CENTER
7401 METCALF
OVERLAND PARK, KS 66204

CONFIDENTIAL
THESE PLANS ARE THE CONFIDENTIAL PROPERTY AND CONTAIN EXCLUSIVE DESIGNS OF DILLE & POLLARD, LLC. ANY USE OF THESE DRAWINGS OR THE INFORMATION CONTAINED HEREIN FOR ANY REASON OTHER THAN AS EXPRESSLY AUTHORIZED BY DILLE & POLLARD, LLC IS STRICTLY PROHIBITED. THESE DRAWINGS HAVE BEEN DISTRIBUTED WITH THE UNDERSTANDING THAT ANYONE RECEIVING OR OTHERWISE OBTAINING POSSESSION OF THEM WILL BE EXPRESSLY NOTIFIED OF THEIR CONFIDENTIAL NATURE.

DATE
DECEMBER 15, 2023
SHEET TITLE
FLOORS & CEILINGS
JOB NO.
20-03
SHEET

A9.0